Economic Freedom of the World

2014
Annual Report

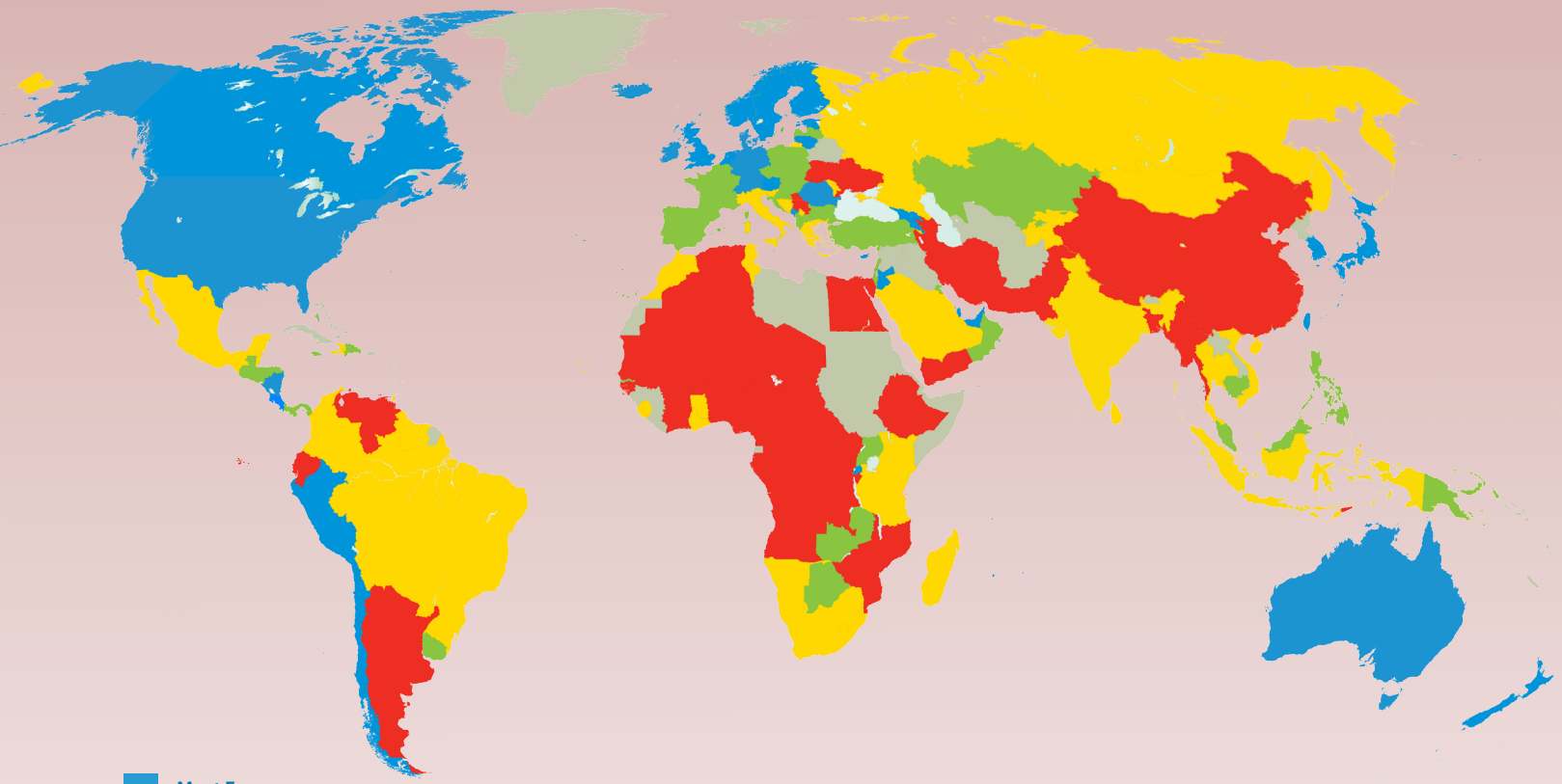

Most Free
2nd Quartile
3rd Quartile
Least Free

James Gwartney, Robert Lawson, & Joshua Hall

with the assistance of **Ryan Murphy**

with **Fred McMahon, Indra de Soysa, and Krishna Chaitanya Vadlamannati**

FRASER INSTITUTE

Economic Freedom of the World

2014 Annual Report

James Gwartney
Florida State University

Robert Lawson
Southern Methodist University

Joshua Hall
West Virginia University

with the assistance of

Ryan Murphy
Southern Methodist University

with

Fred McMahon
Fraser Institute

Indra de Soysa
Norwegian University of Science and Technology

Krishna Chaitanya Vadlamannati
Norwegian University of Science and Technology

2014

Copyright ©2014 by the Fraser Institute. All rights reserved. No part of this book may be reproduced in any manner whatsoever without written permission except in the case of brief quotations embodied in critical articles and reviews.

The authors of this book have worked independently and opinions expressed by them are, therefore, their own and do not necessarily reflect the opinions of the supporters, trustees, or staff of the Fraser Institute. This publication in no way implies that the Fraser Institute, its trustees, or staff are in favor of, or oppose the passage of, any bill; or that they support or oppose any particular political party or candidate.

Published in cooperation with the Economic Freedom Network
Cover design by Bill Ray
Printed and bound in Canada

Data available to researchers

The full data set, including all of the data published in this report as well as data omitted due to limited space, can be downloaded for free at <http://www.freetheworld.com>. The data file available there contains the most up-to-date and accurate data for the Economic Freedom of the World index. Some variable names and data sources have evolved over the years since the first publication in 1996; users should consult earlier editions of *Economic Freedom of the World* for details regarding sources and descriptions for those years. All editions of the report are available in PDF and can be downloaded for free from <http://www.freetheworld.com>. However, users are always strongly encouraged to use the data from this most recent data file as updates and corrections, even to earlier years' data, do occur. Users doing long-term or longitudinal studies are encouraged to use the chain-linked index as it is the most consistent through time. If you have difficulty downloading the data, please contact Fred McMahon via e-mail to <freetheworld@fraserinstitute.org>. If you have technical questions about the data itself, please contact Joshua Hall <joshua.c.hall@gmail.com> or Robert Lawson <robert.a.lawson@gmail.com>.

Please cite the data in your bibliography as:
Authors: James Gwartney, Robert Lawson, and Joshua Hall
Title: 2014 Economic Freedom Dataset, published in *Economic Freedom of the World: 2014 Annual Report*
Publisher: Fraser Institute
Year: 2014
URL: <http://www.freetheworld.com/datasets_efw.html>

Cite this publication

Authors: James Gwartney, Robert Lawson, and Joshua Hall
Title: *Economic Freedom of the World: 2014 Annual Report*
Publisher: Fraser Institute
Date of publication: 2014
Digital copy available from <www.fraserinstitute.org> and <www.freetheworld.com>

Publishing history

See page 270 for a list of all volumes of *Economic Freedom of the World* and associated publications.

Cataloguing Information

Gwartney, James D.
Economic freedom of the world … annual report / James D. Gwartney.
Annual.
Description based on: 1997
2014 issue by James Gwartney, Robert Lawson, and Joshua Hall, with Fred McMahon, Ryan Murphy, Indra de Soysa, and Krishna Chaitanya Vadlamannati.
Issued also online.
ISSN 1482-471X; ISBN 978-0-88975-313-6 (2014 edition).
1. Economic history--1990- --Periodicals. 2. Economic indicators--Periodicals.
I. Fraser Institute (Vancouver, B.C.) II. Title

Table of Contents

Executive Summary / *v*

Chapter 1 *Economic Freedom of the World in 2012* / *1*

Chapter 2 *Country Data Tables* / *25*

Chapter 3 *Institutions and Economic, Political, and Civil Liberty in the Arab World: The Prospect for Economic Reform in the Wake of the Arab Spring* / *179*
by Fred McMahon

Chapter 4 *Free Markets and Civil Peace: Some Theory and Empirical Evidence* / *211*
by Indra de Soysa and Krishna Chaitanya Vadlamannati

Appendix *Explanatory Notes and Data Sources* / *231*

About the Authors / *244*

About the Contributors / *245*

Acknowledgments / *246*

The Economic Freedom Network / *247*

Publishing History / *270*

Executive Summary

Economic Freedom of the World

The index published in *Economic Freedom of the World* measures the degree to which the policies and institutions of countries are supportive of economic freedom. The cornerstones of economic freedom are personal choice, voluntary exchange, freedom to enter markets and compete, and security of the person and privately owned property. Forty-two data points are used to construct a summary index and to measure the degree of economic freedom in five broad areas:

1. Size of Government: Expenditures, Taxes, and Enterprises;
2. Legal Structure and Security of Property Rights;
3. Access to Sound Money;
4. Freedom to Trade Internationally;
5. Regulation of Credit, Labor, and Business.

Since our first publication in 1996, numerous studies have used the data published in *Economic Freedom of the World* to examine the impact of economic freedom on investment, economic growth, income levels, and poverty rates. Virtually without exception, these studies have found that countries with institutions and policies more consistent with economic freedom have higher investment rates, more rapid economic growth, higher income levels, and a more rapid reduction in poverty rates.[1]

The EFW index now ranks 152 countries and territories. Data are available for approximately 100 nations and territories back to 1980, and many back to 1970.[2] This data set makes it possible for scholars to analyze the impact of both cross-country differences in economic freedom and changes in that freedom across a three-decade time frame.[3]

---

1 For a review of the these studies, see: Hall, Joshua, and Robert Lawson (2014). Economic Freedom of the World: An Accounting of the Literature. *Contemporary Economic Policy*. <http://onlinelibrary.wiley.com/doi/10.1111/coep.12010/abstract>.

2 A comprehensive data set is available at <www.freetheworld.com>.

3 The table for Syria, with historic data, is included in chapter two of the report but, because of events in the country, recent data are questionable and Syria is not ranked in the report.

Economic freedom around the world

Average chain-linked rating

The average chain-linked economic freedom rating for the 101 countries with ratings since 1980 has increased from 5.32 in 1980 to 5.78 in 1990 to 6.72 in 2000 and finally to 6.84 in 2012.

Top-rated countries

Hong Kong and Singapore, once again, occupy the top two positions. The other nations in the top 10 are New Zealand, Switzerland, Mauritius, United Arab Emirates, Canada, Australia, Jordan, and, tied for 10th, Chile and Finland.

Other major countries

The rankings of some other major countries are the United Kingdom and United States (12th), Japan (23rd), Germany (28th), South Korea (33rd), France (58th), Italy (79th), Mexico (91st), Russia (98th), Brazil (103rd), India (110th), and China (115th).

Lowest-rated countries

The 10 lowest-rated countries are: Myanmar, Democratic Republic of Congo, Burundi, Chad, Iran, Algeria, Argentina, Zimbabwe, Republic of Congo, and, lastly, Venezuela.

Nations that are economically free out-perform non-free nations in indicators of well-being

- Nations in the top quartile of economic freedom had an average per-capita GDP of $39,899 in 2012, compared to $6,253 for bottom quartile nations (PPP constant 2011 US$) (exhibit 1.6).

- In the top quartile, the average income of the poorest 10% was $11,610, compared to $1,358 in the bottom quartile in 2012 (PPP constant 2011 US$) (exhibit 1.9). Interestingly, the average income of the *poorest* 10% in the most economically free nations is almost twice the *overall average* income in the least free nations.

- Life expectancy is 79.9 years in the top quartile compared to 63.2 years in the bottom quartile (exhibit 1.10).

- Political and civil liberties are considerably higher in economically free nations than in unfree nations (exhibit 1.11).

Chapter 1: Economic Freedom of the World

The authors of the report, James Gwartney, Robert Lawson, and Joshua Hall, provide an overview of the report and discuss why economic freedom is important. They also review the decline of economic freedom in the United States.

Chapter 2: Country Data Tables

Detailed historical information is provided for each of the 152 countries and territories in the index.

Chapter 3: Institutions and Economic, Political, and Civil Liberty in the Arab World: The Prospect for Economic Reform in the Wake of the Arab Spring

By Fred McMahon

This chapter provides an overview of the evolution of economic policy in the Arab world and how this relates to the Arab Spring and developments since. It examines how factors blocking economic freedom arose in the Arab world and the many barriers—social, political, and historical—that stand in the way of removing them. Despite the lack of an economic vision emerging from the Arab spring, the article points to signs of hope in several Arab nations.

Chapter 4: Free Markets and Civil Peace: Some Theory and Empirical Evidence

by Indra de Soysa and Krishna Chaitanya Vadlamannati

This chapter examines the relationship between economic freedom and civil unrest. It provides a review of the literature and finds compelling econometric evidence that economic freedom reduces conflict. The empirical results show that economic freedom has a statistically significant negative effect on the onset of conflict and discourages states from violating people's right to physical integrity. Economic freedom also encourages greater calm between distinct ethno-linguistic and religious groups within countries.

Chapter 1 Economic Freedom of the World in 2012

Democracy and elections now play a greater role in the shaping of political institutions than at any time in history. In recent years, several countries with little or no democratic foundation have used elections to select political leaders. Iraq, Egypt, Ukraine, and Afghanistan are just a few examples. Despite the expansion of democracy, there is minimal understanding of its shortcomings and the strength of the case for limitations on the powers of elected political leaders. Moreover, there is a tendency to associate democracy with freedom more generally. From the very beginning, those involved in the *Economic Freedom of the World* (EFW) project believed it was critically important to differentiate between democracy, particularly unconstrained democracy, and economic freedom.

The concept of economic freedom

The cornerstones of economic freedom are (1) personal choice, (2) voluntary exchange coordinated by markets, (3) freedom to enter and compete in markets, and (4) protection of persons and their property from aggression by others. Economic freedom is present when individuals are permitted to choose for themselves and engage in voluntary transactions as long as they do not harm the person or property of others. Individuals have a right to their own time, talents, and resources, but they do not have a right to take things from others or demand that others provide things for them. The use of violence, theft, fraud, and physical invasions are not permissible in an economically free society, but otherwise, individuals are free to choose, trade, and cooperate with others, and compete as they see fit.

In an economically free society, the primary role of government is to protect individuals and their property from aggression by others. The EFW index is designed to measure the extent to which the institutions and policies of a nation are consistent with this protective function. Put another way, the EFW measure is an effort to identify how closely the institutions and policies of a country correspond with a limited government ideal, where the government protects property rights and arranges for the provision of a limited set of "public goods" such as national defense and access to money of sound value, but little beyond these core functions. In order to receive a high EFW rating, a country must provide secure protection of privately owned property, even-handed enforcement of contracts, and a stable monetary environment. It also must keep taxes low, refrain from creating barriers to both domestic and international trade, and rely more fully on markets rather than government spending and regulation to allocate goods and resources. In many ways, a country's EFW summary rating is a measure of how closely its institutions and policies compare with the idealized structure implied by standard textbook analysis of microeconomics.

What type of political structure is most supportive of economic freedom? The answer is limited government designed to protect the rights of minorities and promote political action based on agreement. Elections and majoritarian democracy are not enough. They must be buttressed with constraints on the power of the executive, constitutional protection of individual rights, decentralization of government action, and rule of law. If they are not, the result will be political instability and the trampling of economic freedom. This is a vitally important point that has largely been ignored by political leaders, the media, and modern intellectuals. Failure to recognize this point will almost surely lead to disappointment in the results of majoritarian democracy, as well as loss of both political and economic freedom.

Why is measurement of economic freedom important?

Milton Friedman believed that, if economic freedom could be measured with greater accuracy, this would enhance the ability of researchers to identify more clearly the key elements affecting the performance of economies. Thus, accurate measurement of economic freedom has always been the sole objective of *Economic Freedom of the World* project. In recent years, social scientists have focused on identification and measurement of the impact of economic, political, legal, and cultural factors on the growth and development of economies. The EFW data set provides the most comprehensive measure of the degree to which countries rely on voluntary exchange and market institutions to allocate resources. A quality measure of differences in economic freedom across countries and over time is essential for the ongoing scholarly research in this important area.

The EFW index now covers 152 countries with data available for approximately 100 countries back to 1980. This data set enables scholars to analyze the impact of both cross-country differences in economic freedom and changes in that freedom across a time frame of more than three decades. The EFW measure will also help scholars examine the contribution of economic institutions more thoroughly and disentangle it more clearly from political, climatic, locational, cultural, and historical factors as determinants of growth and development.

The *Economic Freedom of the World* index for 2012

The construction of the index published in *Economic Freedom of the World* is based on three important methodological principles. First, objective components are always preferred to those that involve surveys or value judgments. Given the multidimensional nature of economic freedom and the importance of legal and regulatory elements, it is sometimes necessary to use data based on surveys, expert panels, and generic case studies. To the fullest extent possible, however, the index uses objective components. Second, the data used to construct the index ratings are from external sources such as the International Monetary Fund, World Bank, and World Economic Forum that provide data for a large number of countries. Data provided directly from a source within a country are rarely used. Importantly, the value judgments of the authors or others in the Economic Freedom Network are never used to alter the raw data or the rating of any country. Third, transparency is present throughout. The report provides information about the data sources, the methodology used to transform raw data into component ratings, and how the component ratings are used to construct both the area and summary ratings. Methodological

details can be found in the Appendix: Explanatory Notes and Data Sources of this report. The entire data set used in the construction of the index is freely available to researchers at <www.freetheworld.com>.

Structure of the EFW index

Exhibit 1.1 indicates the structure of the EFW index. The index measures the degree of economic freedom present in five major areas: [1] Size of Government; [2] Legal System and Security of Property Rights; [3] Sound Money; [4] Freedom to Trade Internationally; [5] Regulation.

Within the five major areas, there are 24 components in the index. Many of those components are themselves made up of several sub-components. In total, the index comprises 42 distinct variables. Each component and sub-component is placed on a scale from 0 to 10 that reflects the distribution of the underlying data. When sub-components are present, the sub-component ratings are averaged to derive the component rating. The component ratings within each area are then averaged to derive ratings for each of the five areas. In turn, the five area ratings are averaged to derive the summary rating for each country. The following section provides an overview of the five major areas.

1 *Size of Government*

The four components of Area 1 indicate the extent to which countries rely on the political process to allocate resources and goods and services. When government spending increases relative to spending by individuals, households, and businesses, government decision-making is substituted for personal choice and economic freedom is reduced. The first two components address this issue. Government consumption as a share of total consumption (1A) and transfers and subsidies as a share of GDP (1B) are indicators of the size of government. When government consumption is a larger share of the total, political choice is substituted for personal choice. Similarly, when governments tax some people in order to provide transfers to others, they reduce the freedom of individuals to keep what they earn.

The third component (1C) in this area measures the extent to which countries use private investment and enterprises rather than government investment and firms to direct resources. Governments and state-owned enterprises play by rules that are different from those to which private enterprises are subject. They are not dependent on consumers for their revenue or on investors for capital. They often operate in protected markets. Thus, economic freedom is reduced as government enterprises produce a larger share of total output.

The fourth component (1D) is based on (1Di) the top marginal income tax rate and (1Dii) the top marginal income and payroll tax rate and the income threshold at which these rates begin to apply. These two sub-components are averaged to calculate the top marginal tax rate (1D). High marginal tax rates that apply at relatively low income levels are also indicative of reliance upon government. Such rates deny individuals the fruits of their labor. Thus, countries with high marginal tax rates and low income thresholds are rated lower.

Taken together, the four components of Area 1 measure the degree to which a country relies on personal choice and markets rather than government budgets and political decision-making. Therefore, countries with low levels of government spending as a share of the total, a smaller government enterprise sector, and lower marginal tax rates earn the highest ratings in this area.

Exhibit 1.1: Areas, Components, and Sub-components of the EFW Index

1. Size of Government

A. Government consumption

B. Transfers and subsidies

C. Government enterprises and investment

D. Top marginal tax rate
- (i) Top marginal income tax rate
- (ii) Top marginal income and payroll tax rate

2. Legal System and Property Rights

A. Judicial independence

B. Impartial courts

C. Protection of property rights

D. Military interference in rule of law and politics

E. Integrity of the legal system

F. Legal enforcement of contracts

G. Regulatory restrictions on the sale of real property

H. Reliability of police

I. Business costs of crime

3. Sound Money

A. Money growth

B. Standard deviation of inflation

C. Inflation: most recent year

D. Freedom to own foreign currency bank accounts

4. Freedom to Trade Internationally

A. Tariffs
- (i) Revenue from trade taxes (% of trade sector)
- (ii) Mean tariff rate
- (iii) Standard deviation of tariff rates

B. Regulatory trade barriers
- (i) Non-tariff trade barriers
- (ii) Compliance costs of importing and exporting

C. Black-market exchange rates

D. Controls of the movement of capital and people
- (i) Foreign ownership/investment restrictions
- (ii) Capital controls
- (iii) Freedom of foreigners to visit

5. Regulation

A. Credit market regulations
- (i) Ownership of banks
- (ii) Private sector credit
- (iii) Interest rate controls/negative real interest rates

B. Labor market regulations
- (i) Hiring regulations and minimum wage
- (ii) Hiring and firing regulations
- (iii) Centralized collective bargaining
- (iv) Hours regulations
- (v) Mandated cost of worker dismissal
- (vi) Conscription

C. Business regulations
- (i) Administrative requirements
- (ii) Bureaucracy costs
- (iii) Starting a business
- (iv) Extra payments/bribes/favoritism
- (v) Licensing restrictions
- (vi) Cost of tax compliance

2 Legal System and Property Rights

Protection of persons and their rightfully acquired property is a central element of economic freedom and a civil society. Indeed, it is the most important function of government. Area 2 focuses on this issue. The key ingredients of a legal system consistent with economic freedom are rule of law, security of property rights, an independent and unbiased judiciary, and impartial and effective enforcement of the law. The nine components in this area are indicators of how effectively the protective functions of government are performed. These components are from three primary sources: the *International Country Risk Guide*, the *Global Competitiveness Report*, and the World Bank's *Doing Business* project.

Security of property rights, protected by the rule of law, provides the foundation for both economic freedom and the efficient operation of markets. Freedom to exchange, for example, is meaningless if individuals do not have secure rights to property, including the fruits of their labor. When individuals and businesses lack confidence that contracts will be enforced and the fruits of their productive efforts protected, their incentive to engage in productive activity is eroded. Perhaps more than any other area, this area is essential for the efficient allocation of resources. Countries with major deficiencies in this area are unlikely to prosper regardless of their policies in the other four areas.

3 Sound Money

Money oils the wheels of exchange. An absence of sound money undermines gains from trade. As Milton Friedman informed us long ago, inflation is a monetary phenomenon, caused by too much money chasing too few goods. High rates of monetary growth invariably lead to inflation. Similarly, when the rate of inflation increases, it also tends to become more volatile. High and volatile rates of inflation distort relative prices, alter the fundamental terms of long-term contracts, and make it virtually impossible for individuals and businesses to plan sensibly for the future. Sound money is essential to protect property rights and, thus, economic freedom. Inflation erodes the value of property held in monetary instruments. When governments finance their expenditures by creating money, in effect, they are expropriating the property and violating the economic freedom of their citizens.

The important thing is that individuals have access to sound money: who provides it makes little difference. Thus, in addition to data on a country's rate of inflation and its government's monetary policy, it is important to consider how difficult it is to use alternative, more credible, currencies. If bankers can offer saving and checking accounts in other currencies or if citizens can open foreign bank accounts, then access to sound money is increased and economic freedom expanded.

There are four components to the EFW index in Area 3. All of them are objective and relatively easy to obtain and all have been included in the earlier editions of the index. The first three are designed to measure the consistency of monetary policy (or institutions) with long-term price stability. Component 3D is designed to measure the ease with which other currencies can be used via domestic and foreign bank accounts. In order to earn a high rating in this area, a country must follow policies and adopt institutions that lead to low (and stable) rates of inflation and avoid regulations that limit the ability to use alternative currencies.

4 Freedom to Trade Internationally

In our modern world of high technology and low costs for communication and transportation, freedom of exchange across national boundaries is a key ingredient of economic freedom. Many goods and services are now either produced abroad or contain resources supplied from abroad. Voluntary exchange is a positive-sum activity: both trading partners gain and the pursuit of the gain provides the motivation for the exchange. Thus, freedom to trade internationally also contributes substantially to our modern living standards.

At the urging of protectionist critics and special-interest groups, virtually all countries adopt trade restrictions of various types. Tariffs and quotas are obvious examples of roadblocks that limit international trade. Because they reduce the convertibility of currencies, controls on the exchange rate also hinder international trade. The volume of trade is also reduced if the passage of goods through customs is onerous and time consuming. Sometimes these delays are the result of administrative inefficiency while in other instances they reflect the actions of corrupt officials seeking to extract bribes. In both cases, economic freedom is reduced.

The components in this area are designed to measure a wide variety of restraints that affect international exchange: tariffs, quotas, hidden administrative restraints, and controls on exchange rates and capital. In order to get a high rating in this area, a country must have low tariffs, easy clearance and efficient administration of customs, a freely convertible currency, and few controls on the movement of physical and human capital.

5 Regulation

When regulations restrict entry into markets and interfere with the freedom to engage in voluntary exchange, they reduce economic freedom. The fifth area of the index focuses on regulatory restraints that limit the freedom of exchange in credit, labor, and product markets. The first component (5A) reflects conditions in the domestic credit market. One sub-component provides evidence on the extent to which the banking industry is privately owned. The final two sub-components indicate the extent to which credit is supplied to the private sector and whether controls on interest rates interfere with the market in credit. Countries that use a private banking system to allocate credit to private parties and refrain from controlling interest rates receive higher ratings for this regulatory component.

Many types of labor-market regulations infringe on the economic freedom of employees and employers. Among the more prominent are minimum wages, dismissal regulations, centralized wage setting, extension of union contracts to non-participating parties, and conscription. The labor-market component (5B) is designed to measure the extent to which these restraints upon economic freedom are present. In order to earn high marks in the component rating regulation of the labor market, a country must allow market forces to determine wages and establish the conditions of hiring and firing, and refrain from the use of conscription.

Like the regulation of credit and labor markets, the regulation of business activities (component 5C) inhibits economic freedom. The sub-components of 5C are designed to identify the extent to which regulations and bureaucratic procedures restrain entry and reduce competition. In order to score high in this portion of the index, countries must allow markets to determine prices and refrain from regulatory activities that retard entry into business and increase the cost of producing products. They also must refrain from "playing favorites," that is, from using their power to extract financial payments and reward some businesses at the expense of others.

Construction of Area and Summary ratings

Theory provides us with some direction regarding elements that should be included in the five areas and the summary index, but it does not indicate what weights should be attached to the components within the areas or among the areas in the construction of the summary index. It would be nice if these factors were independent of each other and a weight could be attached to each of them. In the past, we investigated several methods of weighting the various components, including principle component analysis and a survey of economists. We have also invited others to use their own weighting structure if they believe that it is preferable. Our experience indicates that the summary index is not very sensitive to alternative weighting methods.

Furthermore, there is reason to question whether the areas (and components) are independent or work together like the wheels, motor, transmission, driveshaft, and frame of a car. Just as these interconnected parts provide for the mobility of an automobile, it may be the combination of interrelated factors that brings about economic freedom. Which is more important for the mobility of an automobile: the motor, wheels, or transmission? The question cannot be easily answered because the parts work together. If any of these key parts break down, the car is immobile. Institutional quality may be much the same. If any of the key parts are absent, the overall effectiveness is undermined.

As the result of these two considerations, we organize the elements of the index in a manner that seems sensible to us but we make no attempt to weight the components in any special way when deriving either area or summary ratings. Of course, the component and sub-component data are available to researchers who would like to consider alternative weighting schemes and we encourage them to do so.

Summary Economic Freedom Ratings for 2012

Exhibit 1.2 presents the summary economic freedom ratings, sorted from highest to lowest, for the 152 countries of this year's report. These ratings are for 2012, the most recent year for which comprehensive data are available. Because of the civil war and the unreliability of the data since 2010, the rating for Syria has been temporarily suspended.

Hong Kong and Singapore, once again, occupy the top two positions. The other nations in the top 10 are New Zealand, Switzerland, Mauritius, United Arab Emirates, Canada, Australia, Jordan, and, tied, Chile and Finland. The rankings of some other major countries are the United Kingdom and United States (tied for 12th), Japan (23rd), Germany (28th), South Korea (33rd), France (58th), Italy (79th), Mexico (91st), Russia (98th), Brazil (103rd), India (110th), and China (115th). The 10 lowest-rated countries are: Myanmar, Democratic Republic of Congo, Burundi, Chad, Iran, Algeria, Argentina, Zimbabwe, Republic of Congo, and, lastly, Venezuela.

The EFW index is calculated back to 1970 as the availability of data allows; see the Country Data Tables in chapter 2 or our website, <www.freetheworld.com>, for information from past years. Because some data for earlier years may have been updated or corrected, researchers are always encouraged to use the data from the most recent annual report to assure the most reliable figures.

Exhibit 1.2: Summary Economic Freedom Ratings for 2012

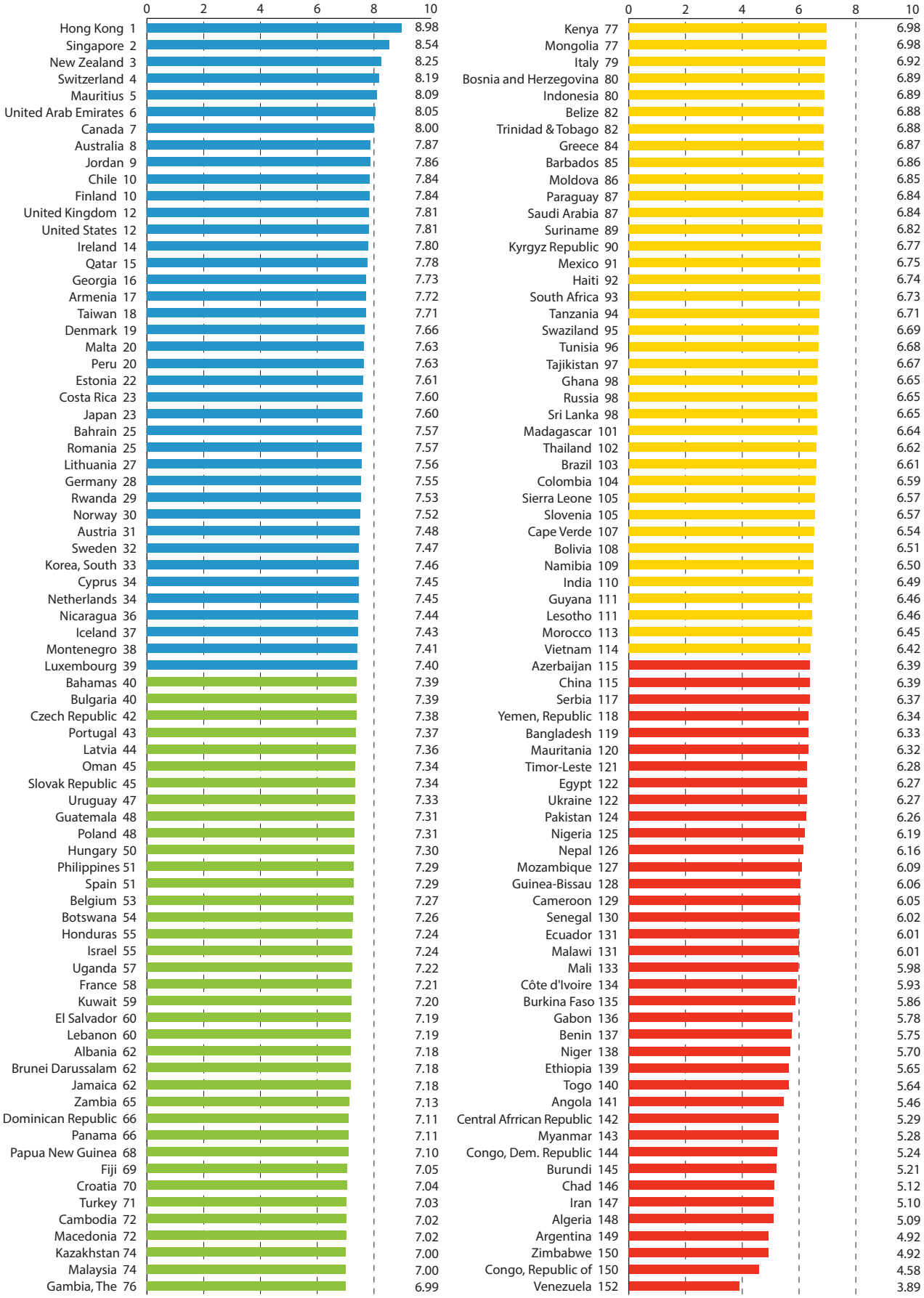

Area Economic Freedom Ratings (and Rankings) for 2012

Exhibit 1.3 presents the ratings (and rankings) for each of the five areas of the index and for Components 5A, 5B, and 5C. A number of interesting patterns emerge from an analysis of these data. High-income industrial economies generally rank quite high for Legal System and Property Rights (Area 2), Sound Money (Area 3), and Freedom to Trade Internationally (Area 4). Their ratings were lower, however, for Size of Government (Area 1) and Regulation (Area 5). This was particularly true for western European countries.

On the other hand, a number of developing nations have a small fiscal size of government but rate low in other areas and, as a result, have a low overall rating. The lesson from this is clear: a small fiscal size of government is insufficient to ensure economic freedom. The institutions of economic freedom, such as the rule of law and property rights, as well as sound money, trade openness, and sensible regulation are also required.

Weakness in the rule of law and property rights is particularly pronounced in sub-Saharan Africa, among Islamic nations, and for several nations that were formerly part of the Soviet bloc, though several countries in the latter group have made impressive strides toward improvement. Many nations in Latin America and Southeast Asia also score poorly for rule of law and property rights. The nations that rank poorly in this category also tend to score poorly in the trade and regulation areas, even though several have reasonably sized governments and sound money.

The Chain-Linked Summary Index

Through time, the index has become more comprehensive and the available data more complete. As a result, the number and composition of the components for many countries will vary across time. This presents a problem similar to that confronted when calculating GDP or a price index over time when we know that the underlying bundle of goods and services is changing from one year to another. In order to correct for this problem and assure comparability across time, we have done the same thing that statisticians analyzing national income do: we have chain-linked the data.

The base year for the chain-link index is 2000, and as a result the chain-link index is not available for any countries added since that year. Changes in a country's chain-linked index through time are based only on changes in components that were present in adjoining years. For example, the 2010 chain-linked rating is based on the 2009 rating but is adjusted based on the changes in the underlying data between 2009 and 2010 for those components that were present in both years. If the common components for a country in 2010 were the same as in 2009, then no adjustment was made to the country's 2010 summary rating. However, if the 2010 components were lower than those for 2009 for the components present in both years, then the country's 2010 summary rating was adjusted downward proportionally to reflect this fact. Correspondingly, in cases where the ratings for the common components were higher in 2010 than for 2009, the country's 2010 summary rating was adjusted upward proportionally. The chain-linked ratings were constructed by repeating this procedure backward in time to 1970 and forward in time to 2012.

Exhibit 1.3: Area Economic Freedom Ratings (Rankings) for 2012

	Areas					Components of Area 5		
	1 Size of Government	2 Legal System and Property Rights	3 Sound Money	4 Freedom to Trade Internationally	5 Regulation	5A Credit market regulations	5B Labor market regulations	5C Business regulations
	Rating (Rank)	Rating (Rank)	Rating (Rank)	Rating (Rank)	Rating (Rank)	Rating (Rank)	Rating (Rank)	Rating (Rank)
Albania	8.4 (10)	4.6 (108)	9.7 (6)	7.0 (86)	6.2 (131)	7.1 (133)	5.7 (109)	6.0 (110)
Algeria	3.2 (152)	4.5 (110)	7.0 (115)	5.3 (141)	5.4 (146)	5.9 (146)	4.8 (132)	5.4 (135)
Angola	5.3 (124)	3.4 (141)	6.6 (133)	6.1 (127)	5.9 (139)	9.3 (44)	2.8 (152)	5.7 (124)
Argentina	5.9 (102)	4.1 (127)	4.9 (148)	3.9 (150)	5.9 (140)	7.5 (126)	5.3 (119)	4.9 (144)
Armenia	8.5 (6)	5.8 (63)	9.3 (40)	7.3 (63)	7.6 (38)	9.6 (27)	6.6 (75)	6.7 (38)
Australia	6.7 (74)	7.8 (18)	9.5 (21)	7.7 (39)	7.7 (35)	9.6 (28)	6.7 (73)	6.7 (40)
Austria	4.9 (138)	8.0 (11)	9.5 (17)	7.8 (33)	7.1 (77)	9.0 (68)	6.2 (89)	6.2 (80)
Azerbaijan	4.9 (137)	6.2 (49)	6.9 (119)	6.8 (98)	7.2 (74)	8.3 (92)	6.5 (77)	6.6 (46)
Bahamas	8.1 (16)	6.7 (35)	7.1 (111)	6.4 (119)	8.7 (3)	8.4 (91)	8.9 (5)	8.8 (1)
Bahrain	6.7 (72)	6.3 (46)	8.6 (71)	7.7 (41)	8.5 (7)	9.8 (19)	8.3 (15)	7.4 (12)
Bangladesh	8.8 (3)	3.2 (143)	6.7 (124)	6.0 (132)	6.8 (100)	7.9 (108)	6.5 (76)	5.9 (116)
Barbados	7.0 (55)	6.5 (39)	6.3 (143)	7.3 (64)	7.1 (78)	7.4 (127)	7.7 (36)	6.3 (70)
Belgium	3.9 (149)	7.1 (27)	9.6 (11)	8.0 (22)	7.7 (36)	9.4 (37)	7.4 (49)	6.2 (76)
Belize	7.1 (54)	4.6 (106)	8.2 (79)	6.4 (115)	8.1 (18)	9.7 (22)	8.2 (18)	6.4 (58)
Benin	5.2 (129)	4.2 (119)	6.9 (118)	5.7 (138)	6.8 (103)	9.0 (67)	5.7 (106)	5.5 (128)
Bolivia	6.3 (91)	4.4 (115)	8.7 (67)	7.0 (89)	6.1 (135)	9.3 (44)	4.5 (143)	4.5 (147)
Bosnia & Herzegovina	5.5 (117)	5.8 (64)	8.3 (78)	7.3 (66)	7.5 (45)	9.6 (24)	7.0 (63)	6.0 (106)
Botswana	6.8 (68)	6.3 (45)	8.5 (75)	6.8 (100)	7.9 (24)	9.3 (44)	7.5 (45)	6.9 (31)
Brazil	7.3 (42)	5.2 (84)	8.1 (86)	7.1 (81)	5.3 (147)	7.9 (109)	4.5 (139)	3.6 (152)
Brunei Darussalam	5.0 (133)	6.6 (36)	8.2 (84)	7.7 (47)	8.5 (8)	9.5 (30)	8.9 (6)	7.1 (21)
Bulgaria	7.0 (58)	5.0 (91)	9.5 (25)	7.6 (54)	7.9 (25)	9.9 (15)	7.7 (37)	6.2 (78)
Burkina Faso	5.3 (126)	4.0 (131)	6.7 (125)	6.0 (136)	7.4 (61)	8.6 (85)	7.2 (56)	6.3 (67)
Burundi	4.2 (143)	3.2 (144)	7.0 (113)	5.0 (146)	6.6 (117)	6.4 (141)	7.4 (47)	5.8 (118)
Cambodia	7.4 (37)	4.6 (107)	9.3 (45)	7.1 (77)	6.8 (101)	7.6 (120)	7.5 (46)	5.3 (138)
Cameroon	6.3 (92)	3.9 (133)	7.0 (116)	6.1 (130)	7.0 (83)	8.1 (103)	7.8 (34)	5.2 (141)
Canada	6.7 (75)	8.0 (12)	9.4 (37)	7.7 (44)	8.3 (10)	10.0 (11)	8.5 (10)	6.5 (52)
Cape Verde	6.5 (82)	5.9 (57)	7.0 (112)	6.6 (112)	6.7 (111)	8.3 (99)	4.6 (136)	7.1 (23)
Central African Rep.	7.0 (56)	2.4 (149)	6.7 (126)	4.5 (148)	5.8 (142)	7.9 (113)	3.4 (149)	6.0 (102)
Chad	6.6 (76)	2.7 (147)	5.6 (146)	5.0 (147)	5.6 (145)	7.2 (130)	5.9 (94)	3.8 (150)
Chile	8.0 (18)	7.1 (26)	8.9 (62)	8.0 (21)	7.2 (70)	9.3 (44)	5.5 (116)	6.9 (34)
China	5.0 (132)	6.0 (56)	8.0 (91)	6.7 (109)	6.3 (129)	7.2 (131)	5.6 (112)	6.0 (105)
Colombia	6.1 (98)	4.2 (123)	8.1 (85)	7.4 (61)	7.2 (71)	9.3 (44)	5.9 (98)	6.4 (60)
Congo, Dem. Rep.	5.0 (136)	2.4 (150)	7.8 (97)	5.2 (144)	5.8 (141)	6.2 (142)	5.7 (110)	5.5 (130)
Congo, Republic of	4.1 (146)	2.8 (146)	4.7 (151)	5.2 (143)	6.1 (136)	6.4 (139)	6.5 (78)	5.3 (137)
Costa Rica	7.6 (31)	6.2 (50)	9.3 (44)	8.1 (17)	6.8 (102)	7.5 (125)	6.3 (85)	6.5 (51)
Côte d'Ivoire	6.4 (90)	3.8 (134)	6.7 (127)	6.4 (120)	6.4 (122)	7.6 (122)	5.7 (107)	6.0 (108)

Exhibit 1.3 (continued): Area Economic Freedom Ratings (Rankings) for 2012

	Areas					Components of Area 5		
	1 Size of Government	2 Legal System and Property Rights	3 Sound Money	4 Freedom to Trade Internationally	5 Regulation	5A Credit market regulations	5B Labor market regulations	5C Business regulations
	Rating (Rank)	Rating (Rank)	Rating (Rank)	Rating (Rank)	Rating (Rank)	Rating (Rank)	Rating (Rank)	Rating (Rank)
Croatia	5.3 (123)	5.7 (67)	9.6 (14)	7.7 (45)	7.0 (87)	9.4 (38)	6.0 (93)	5.5 (132)
Cyprus	6.8 (67)	6.4 (41)	9.5 (20)	7.7 (46)	6.8 (99)	7.8 (115)	6.2 (88)	6.3 (63)
Czech Republic	5.7 (108)	6.1 (54)	9.4 (26)	7.9 (25)	7.7 (32)	9.6 (26)	8.1 (24)	5.5 (131)
Denmark	4.6 (142)	8.0 (13)	9.6 (12)	8.2 (14)	7.9 (28)	9.5 (35)	7.4 (55)	6.9 (32)
Dominican Republic	8.2 (15)	4.2 (122)	9.4 (32)	7.6 (49)	6.1 (134)	5.8 (147)	6.4 (81)	6.1 (86)
Ecuador	5.4 (120)	4.5 (112)	6.6 (132)	7.1 (76)	6.5 (121)	9.3 (55)	4.5 (140)	5.6 (126)
Egypt	7.0 (60)	4.0 (128)	9.2 (48)	6.2 (126)	5.0 (148)	3.9 (149)	4.9 (127)	6.1 (95)
El Salvador	8.4 (8)	4.0 (129)	9.3 (43)	7.2 (71)	7.0 (85)	9.0 (66)	5.9 (95)	6.1 (98)
Estonia	5.9 (101)	7.2 (23)	8.8 (63)	8.2 (12)	7.8 (29)	10.0 (10)	6.2 (87)	7.2 (16)
Ethiopia	7.3 (41)	5.2 (85)	4.7 (150)	5.2 (142)	5.7 (143)	3.8 (150)	7.4 (52)	6.1 (99)
Fiji	7.3 (43)	5.9 (61)	6.4 (138)	6.7 (107)	9.0 (2)	9.8 (20)	9.0 (2)	8.1 (2)
Finland	4.9 (139)	8.9 (1)	9.4 (28)	8.4 (10)	7.6 (42)	9.8 (18)	5.4 (117)	7.6 (8)
France	4.2 (144)	7.2 (25)	9.7 (10)	8.0 (24)	7.1 (80)	9.1 (62)	5.9 (96)	6.2 (72)
Gabon	5.7 (109)	4.2 (121)	5.5 (147)	6.2 (122)	7.2 (69)	8.3 (92)	7.4 (50)	6.0 (112)
Gambia, The	6.4 (89)	5.5 (75)	8.2 (82)	7.5 (56)	7.3 (63)	7.6 (119)	8.2 (19)	6.1 (100)
Georgia	7.1 (49)	5.8 (65)	9.2 (53)	8.5 (8)	8.1 (16)	9.9 (14)	7.0 (65)	7.6 (9)
Germany	5.4 (121)	7.9 (15)	9.5 (23)	7.8 (31)	7.1 (76)	8.3 (92)	6.4 (80)	6.6 (48)
Ghana	7.5 (32)	5.6 (71)	7.2 (108)	6.7 (103)	6.2 (132)	6.0 (145)	6.6 (74)	6.1 (87)
Greece	6.1 (97)	5.4 (79)	9.6 (13)	7.6 (53)	5.7 (144)	6.1 (144)	4.5 (141)	6.3 (68)
Guatemala	7.7 (26)	4.4 (116)	9.4 (36)	8.2 (16)	6.8 (96)	9.3 (42)	4.8 (131)	6.4 (61)
Guinea-Bissau	7.3 (44)	3.4 (140)	6.6 (130)	6.1 (128)	6.9 (91)	9.7 (21)	3.5 (148)	7.5 (10)
Guyana	5.2 (128)	4.7 (103)	7.9 (92)	7.0 (85)	7.4 (55)	7.9 (114)	8.3 (16)	6.2 (77)
Haiti	8.6 (5)	2.4 (151)	8.4 (77)	7.0 (84)	7.4 (59)	8.8 (79)	8.2 (20)	5.1 (143)
Honduras	8.8 (4)	3.6 (137)	9.4 (35)	7.5 (57)	6.9 (94)	9.4 (40)	5.0 (125)	6.2 (73)
Hong Kong	9.4 (1)	8.0 (14)	9.2 (50)	9.4 (1)	9.0 (1)	10.0 (1)	9.3 (1)	7.7 (6)
Hungary	5.7 (111)	6.1 (51)	9.5 (19)	7.6 (48)	7.5 (50)	9.6 (29)	6.8 (72)	6.1 (90)
Iceland	5.1 (130)	8.2 (7)	9.2 (49)	6.8 (99)	7.9 (23)	8.8 (80)	7.7 (41)	7.3 (14)
India	7.2 (46)	5.6 (72)	6.7 (123)	6.2 (124)	6.7 (106)	6.9 (135)	8.1 (22)	5.2 (142)
Indonesia	7.7 (28)	4.7 (104)	8.9 (60)	6.8 (96)	6.4 (125)	8.2 (101)	4.8 (133)	6.2 (83)
Iran	6.4 (88)	5.5 (74)	6.5 (136)	2.6 (152)	4.5 (150)	3.1 (151)	4.6 (137)	5.7 (123)
Ireland	5.2 (127)	7.9 (16)	9.7 (8)	8.7 (3)	7.5 (46)	7.7 (118)	8.0 (28)	7.0 (30)
Israel	6.4 (86)	6.1 (53)	9.0 (59)	7.9 (30)	6.9 (92)	9.1 (61)	5.2 (123)	6.3 (66)
Italy	4.1 (147)	5.9 (59)	9.7 (9)	7.6 (50)	7.3 (65)	9.4 (36)	6.9 (69)	5.5 (129)
Jamaica	7.6 (30)	4.9 (96)	8.6 (70)	7.3 (67)	7.5 (51)	8.4 (90)	8.0 (26)	6.1 (101)
Japan	5.8 (105)	7.5 (21)	9.8 (1)	7.4 (58)	7.5 (47)	8.1 (104)	8.4 (14)	6.1 (88)
Jordan	8.2 (14)	6.5 (38)	9.2 (47)	7.9 (27)	7.4 (56)	6.7 (138)	8.5 (9)	7.1 (22)

Exhibit 1.3 (continued): Area Economic Freedom Ratings (Rankings) for 2012

	Areas					Components of Area 5		
	1 Size of Government	2 Legal System and Property Rights	3 Sound Money	4 Freedom to Trade Internationally	5 Regulation	5A Credit market regulations	5B Labor market regulations	5C Business regulations
	Rating (Rank)	Rating (Rank)	Rating (Rank)	Rating (Rank)	Rating (Rank)	Rating (Rank)	Rating (Rank)	Rating (Rank)
Kazakhstan	6.9 (64)	6.2 (47)	8.5 (74)	5.5 (140)	7.9 (26)	9.3 (44)	7.6 (43)	6.8 (37)
Kenya	7.1 (53)	4.9 (95)	8.8 (66)	6.7 (108)	7.5 (49)	8.3 (98)	8.1 (23)	6.1 (92)
Korea, South	6.9 (66)	6.4 (42)	9.5 (16)	7.5 (55)	6.9 (90)	9.3 (44)	4.7 (134)	6.7 (41)
Kuwait	6.2 (94)	7.0 (29)	7.9 (95)	7.3 (65)	7.6 (40)	9.3 (44)	7.0 (64)	6.5 (54)
Kyrgyz Republic	7.5 (34)	4.5 (109)	8.2 (81)	6.5 (113)	7.1 (79)	8.6 (84)	6.1 (90)	6.5 (50)
Latvia	5.7 (110)	6.5 (40)	9.0 (58)	8.1 (20)	7.6 (44)	9.3 (44)	6.9 (67)	6.5 (57)
Lebanon	8.3 (11)	4.4 (117)	9.4 (39)	7.1 (78)	6.8 (97)	6.7 (137)	7.9 (29)	5.8 (119)
Lesotho	5.8 (107)	4.8 (99)	7.9 (94)	6.2 (125)	7.7 (34)	10.0 (1)	7.1 (59)	5.9 (113)
Lithuania	7.1 (50)	6.4 (43)	8.9 (61)	7.6 (51)	7.8 (30)	9.4 (39)	7.4 (51)	6.7 (42)
Luxembourg	4.0 (148)	8.2 (6)	9.3 (46)	8.1 (18)	7.4 (60)	9.2 (59)	5.8 (102)	7.1 (20)
Macedonia	5.8 (104)	5.4 (80)	8.2 (83)	7.7 (42)	8.1 (20)	9.5 (33)	7.6 (44)	7.1 (18)
Madagascar	9.1 (2)	3.2 (145)	8.0 (90)	6.0 (134)	6.8 (95)	9.4 (41)	4.9 (128)	6.3 (69)
Malawi	5.5 (119)	5.0 (89)	6.6 (129)	6.0 (135)	6.9 (89)	8.2 (102)	7.0 (62)	5.6 (125)
Malaysia	6.0 (99)	6.8 (33)	6.5 (134)	7.6 (52)	8.2 (15)	9.5 (31)	7.9 (30)	7.1 (24)
Mali	6.6 (77)	3.9 (132)	6.4 (141)	6.3 (121)	6.6 (114)	8.3 (97)	5.7 (108)	5.8 (121)
Malta	5.8 (106)	7.2 (24)	9.5 (24)	8.1 (19)	7.6 (41)	9.2 (58)	7.4 (53)	6.2 (74)
Mauritania	6.7 (71)	4.5 (111)	6.9 (120)	6.2 (123)	7.3 (64)	10.0 (1)	7.1 (60)	4.8 (145)
Mauritius	7.9 (20)	6.6 (37)	9.4 (29)	8.4 (9)	8.1 (19)	9.9 (16)	7.8 (33)	6.7 (44)
Mexico	7.1 (51)	4.5 (113)	8.1 (87)	7.0 (87)	7.0 (81)	9.5 (32)	5.5 (115)	6.2 (82)
Moldova	7.4 (38)	5.3 (82)	7.7 (98)	6.8 (94)	7.0 (88)	9.5 (34)	5.5 (113)	5.9 (114)
Mongolia	7.2 (45)	5.7 (66)	7.6 (103)	6.9 (93)	7.4 (57)	8.7 (81)	7.0 (61)	6.5 (55)
Montenegro	6.2 (93)	5.9 (58)	9.4 (34)	7.7 (36)	7.7 (31)	10.0 (1)	7.2 (57)	6.1 (94)
Morocco	5.9 (100)	6.0 (55)	7.1 (110)	7.1 (75)	6.0 (137)	6.9 (136)	4.5 (142)	6.7 (39)
Mozambique	7.1 (52)	4.1 (124)	6.4 (142)	6.6 (111)	6.3 (127)	9.2 (57)	3.1 (151)	6.6 (49)
Myanmar	6.2 (95)	3.3 (142)	6.5 (137)	5.6 (139)	4.9 (149)	5.3 (148)	4.9 (130)	4.6 (146)
Namibia	5.5 (118)	6.2 (48)	6.7 (128)	6.6 (110)	7.5 (53)	8.6 (83)	7.6 (42)	6.1 (85)
Nepal	7.4 (36)	4.2 (120)	6.4 (140)	6.4 (117)	6.4 (124)	7.3 (129)	5.8 (101)	6.1 (89)
Netherlands	3.6 (151)	8.2 (9)	9.5 (18)	8.5 (7)	7.5 (48)	8.9 (76)	6.8 (71)	6.9 (33)
New Zealand	5.6 (115)	8.8 (2)	9.7 (7)	8.5 (5)	8.7 (4)	9.9 (13)	8.7 (8)	7.4 (13)
Nicaragua	8.5 (7)	4.9 (92)	8.5 (73)	7.8 (34)	7.5 (52)	10.0 (1)	6.3 (86)	6.2 (75)
Niger	7.0 (61)	4.0 (130)	6.6 (131)	4.4 (149)	6.5 (119)	9.7 (23)	4.3 (146)	5.6 (127)
Nigeria	6.2 (96)	3.4 (139)	7.5 (106)	6.7 (105)	7.2 (67)	9.8 (17)	7.9 (31)	4.0 (149)
Norway	5.1 (131)	8.6 (3)	9.4 (27)	7.4 (59)	7.1 (75)	10.0 (1)	4.4 (144)	7.1 (25)
Oman	5.0 (135)	7.6 (20)	7.6 (105)	8.3 (11)	8.2 (13)	9.3 (44)	8.2 (21)	7.2 (15)
Pakistan	8.4 (9)	4.1 (125)	6.0 (144)	6.4 (118)	6.4 (123)	8.0 (106)	5.8 (104)	5.4 (133)
Panama	6.6 (78)	5.3 (81)	8.5 (72)	8.2 (13)	6.9 (93)	9.0 (72)	5.2 (122)	6.5 (56)

Exhibit 1.3 (continued): Area Economic Freedom Ratings (Rankings) for 2012

	Areas					Components of Area 5		
	1 Size of Government	2 Legal System and Property Rights	3 Sound Money	4 Freedom to Trade Internationally	5 Regulation	5A Credit market regulations	5B Labor market regulations	5C Business regulations
	Rating (Rank)	Rating (Rank)	Rating (Rank)	Rating (Rank)	Rating (Rank)	Rating (Rank)	Rating (Rank)	Rating (Rank)
Papua New Guinea	7.7 (27)	4.7 (101)	7.6 (104)	7.0 (88)	8.4 (9)	8.9 (73)	8.7 (7)	7.7 (7)
Paraguay	7.8 (23)	3.6 (138)	9.1 (54)	7.1 (80)	6.6 (113)	9.1 (64)	4.7 (135)	6.1 (93)
Peru	7.8 (22)	4.8 (97)	9.3 (42)	8.5 (6)	7.7 (37)	10.0 (1)	6.9 (66)	6.0 (103)
Philippines	8.3 (12)	4.8 (98)	9.4 (31)	6.7 (104)	7.2 (68)	9.1 (65)	6.1 (91)	6.5 (53)
Poland	5.8 (103)	6.4 (44)	9.6 (15)	7.4 (62)	7.5 (54)	8.6 (82)	7.7 (38)	6.1 (97)
Portugal	5.7 (113)	6.9 (32)	9.7 (5)	7.9 (26)	6.7 (109)	7.9 (112)	5.8 (103)	6.4 (62)
Qatar	6.5 (80)	8.0 (10)	7.9 (93)	7.8 (32)	8.6 (5)	10.0 (1)	8.1 (25)	7.8 (5)
Romania	7.4 (35)	5.6 (73)	9.4 (38)	7.8 (35)	7.7 (33)	9.6 (25)	7.4 (48)	6.1 (96)
Russia	6.5 (81)	5.3 (83)	8.6 (69)	6.0 (131)	6.8 (98)	8.3 (92)	6.1 (92)	6.0 (111)
Rwanda	6.4 (85)	7.0 (30)	8.8 (65)	7.1 (74)	8.3 (12)	8.9 (75)	8.4 (13)	7.5 (11)
Saudi Arabia	5.0 (133)	7.3 (22)	7.7 (100)	6.1 (129)	8.1 (22)	9.0 (69)	8.0 (27)	7.2 (17)
Senegal	5.6 (116)	4.4 (114)	7.0 (114)	7.1 (82)	6.0 (138)	8.4 (89)	4.4 (145)	5.2 (139)
Serbia	5.6 (114)	4.9 (93)	7.9 (96)	7.2 (73)	6.3 (130)	6.4 (140)	6.9 (68)	5.4 (134)
Sierra Leone	8.2 (13)	4.3 (118)	7.1 (109)	6.8 (95)	6.4 (126)	7.3 (128)	5.9 (97)	5.9 (115)
Singapore	7.9 (21)	8.3 (5)	9.0 (55)	8.9 (2)	8.5 (6)	10.0 (1)	7.7 (40)	7.9 (4)
Slovak Republic	6.4 (87)	5.6 (68)	9.5 (22)	7.9 (29)	7.3 (66)	9.3 (56)	7.2 (58)	5.4 (136)
Slovenia	4.6 (141)	6.1 (52)	8.2 (80)	7.4 (60)	6.5 (120)	7.8 (116)	5.7 (111)	6.0 (109)
South Africa	5.4 (122)	5.9 (60)	8.1 (88)	7.2 (69)	7.0 (82)	8.8 (78)	5.8 (99)	6.4 (59)
Spain	5.7 (112)	6.7 (34)	9.7 (3)	7.7 (38)	6.6 (116)	8.4 (88)	5.3 (120)	6.0 (104)
Sri Lanka	7.9 (19)	5.1 (87)	6.5 (135)	6.9 (91)	6.7 (108)	7.5 (124)	6.4 (84)	6.3 (65)
Suriname	6.5 (84)	4.6 (105)	9.2 (52)	6.7 (106)	7.2 (73)	8.0 (107)	7.8 (35)	5.7 (122)
Swaziland	6.6 (79)	4.9 (94)	7.6 (102)	6.8 (97)	7.6 (43)	8.0 (105)	7.9 (32)	6.8 (36)
Sweden	3.7 (150)	8.2 (8)	9.7 (4)	7.9 (28)	7.9 (27)	10.0 (12)	6.8 (70)	7.0 (29)
Switzerland	7.7 (25)	8.4 (4)	9.4 (33)	7.2 (70)	8.3 (11)	9.3 (44)	8.4 (11)	7.0 (27)
Taiwan	7.5 (33)	6.9 (31)	9.4 (30)	7.7 (37)	7.0 (84)	8.9 (74)	5.1 (124)	7.0 (28)
Tajikistan	6.8 (69)	5.2 (86)	8.7 (68)	5.9 (137)	6.8 (104)	8.8 (77)	5.2 (121)	6.2 (79)
Tanzania	7.0 (57)	5.6 (70)	7.3 (107)	6.5 (114)	7.2 (72)	9.0 (71)	6.5 (79)	6.1 (91)
Thailand	7.4 (40)	5.1 (88)	6.9 (117)	6.9 (92)	6.7 (105)	9.1 (63)	4.9 (129)	6.2 (71)
Timor-Leste	4.2 (145)	3.8 (136)	9.0 (56)	7.1 (83)	7.4 (58)	9.0 (69)	7.4 (54)	5.8 (120)
Togo	6.5 (83)	2.7 (148)	6.8 (122)	6.0 (133)	6.3 (128)	7.5 (123)	4.2 (147)	7.1 (19)
Trinidad & Tobago	7.0 (63)	4.7 (100)	7.7 (101)	7.7 (43)	7.4 (62)	8.4 (87)	7.7 (39)	6.0 (107)
Tunisia	7.2 (47)	5.6 (69)	6.8 (121)	7.1 (79)	6.7 (107)	7.2 (132)	6.4 (83)	6.6 (45)
Turkey	7.0 (59)	5.5 (76)	8.8 (64)	7.2 (68)	6.6 (115)	8.2 (100)	5.0 (126)	6.6 (47)
Uganda	8.0 (17)	4.7 (102)	8.1 (89)	7.2 (72)	8.1 (17)	9.3 (43)	8.9 (4)	6.2 (84)
Ukraine	6.7 (73)	5.0 (90)	6.4 (139)	6.7 (102)	6.5 (118)	7.9 (110)	5.8 (100)	5.9 (117)
United Arab Emirates	7.8 (24)	7.7 (19)	8.4 (76)	8.2 (15)	8.2 (14)	8.3 (92)	8.4 (12)	7.9 (3)

Exhibit 1.3 (continued): Area Economic Freedom Ratings (Rankings) for 2012

	Areas					Components of Area 5		
	1 Size of Government	2 Legal System and Property Rights	3 Sound Money	4 Freedom to Trade Internationally	5 Regulation	5A Credit market regulations	5B Labor market regulations	5C Business regulations
	Rating (Rank)	Rating (Rank)	Rating (Rank)	Rating (Rank)	Rating (Rank)	Rating (Rank)	Rating (Rank)	Rating (Rank)
United Kingdom	5.3 (125)	7.8 (17)	9.8 (2)	8.6 (4)	7.6 (39)	7.6 (121)	8.3 (17)	7.0 (26)
United States	7.0 (62)	7.0 (28)	9.3 (41)	7.7 (40)	8.1 (21)	8.5 (86)	9.0 (3)	6.7 (43)
Uruguay	7.4 (39)	5.4 (78)	9.2 (51)	8.0 (23)	6.7 (110)	7.9 (111)	5.8 (105)	6.3 (64)
Venezuela	4.9 (140)	2.2 (152)	4.7 (152)	3.3 (151)	4.4 (151)	6.1 (143)	3.3 (150)	3.6 (151)
Vietnam	7.6 (29)	5.4 (77)	6.0 (145)	6.4 (116)	6.6 (112)	9.1 (60)	5.5 (114)	5.2 (140)
Yemen, Republic	7.1 (48)	3.8 (135)	7.7 (99)	6.8 (101)	6.2 (133)	7.0 (134)	5.4 (118)	6.2 (81)
Zambia	6.9 (65)	5.8 (62)	9.0 (57)	7.0 (90)	7.0 (86)	7.7 (117)	6.4 (82)	6.9 (35)
Zimbabwe	6.8 (70)	4.1 (126)	4.8 (149)	5.0 (145)	3.9 (152)	2.7 (152)	4.6 (138)	4.4 (148)

The chain-linked methodology means that a country's rating will change across time periods only when there is a change in ratings for components present during adjacent years. This is precisely what one would want when making comparisons across time periods.

Average chain-linked economic freedom ratings

Exhibit 1.4 shows the average chain-linked economic freedom rating for the 101 countries with continuous ratings since 1980. The average level of economic freedom, as measured by this chain-linked EFW index, has increased from 5.32 in 1980 to 5.78 in 1990 before jumping to 6.72 in 2000 and finally to 6.84 in 2012. The global average fell slightly this past year.

Exhibit 1.4 indicates that, on average, the world is more economically free today than it was three decades ago. However, most of the increase took place during the 1980s and 1990s. The 6.84 average rating for 2012 is only slightly higher than the 6.72 figure for 2000. The major factors contributing to the long-term increase in economic freedom were reductions in marginal income-tax rates, more stable monetary policy, a decline in the use of military conscription, and liberalization of trade policies.

The chain-linked summary ratings for all years are found in Exhibit 1.5. The chain-link methodology was also used to derive ratings for Area 1 to Area 5. These are shown at the top of the country tables above the unadjusted ratings. Please note that there can be significant differences between the unadjusted and the chain-linked ratings; this is especially true for countries with less complete data in earlier years. Researchers conducting long-term studies should use the chain-linked data.

The declining economic freedom of the United States

Throughout most of the period from 1980 to 2000, the United States ranked as the world's third freest economy, behind Hong Kong and Singapore. As Exhibit 1.5 indicates, the chain-linked summary rating of the United States in 2000 was 8.65, second only to Hong Kong. By 2005, the US rating had slipped to 8.20 and

Exhibit 1.4: Average Chain-linked EFW Rating for the 101 countries with ratings since 1980

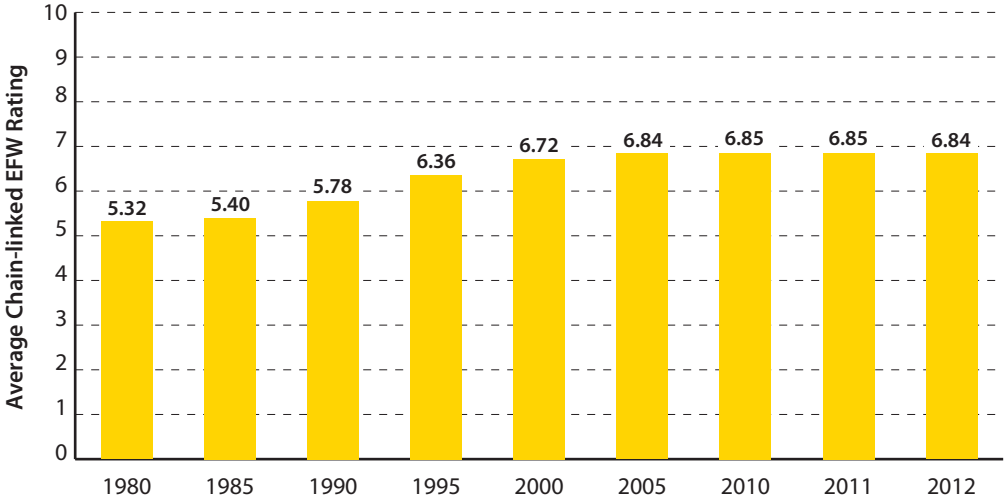

its ranking fallen to 9th. The slide has continued. The United States placed 15th in 2010 and 16th in 2011 before rebounding slightly to 14th in 2012. The 7.81 chain-linked rating of the United States in 2012 is more than 8/10 of a point lower than the 2000 rating.

What accounts for the US decline? While US ratings and rankings have fallen in all five areas of the EFW index, the reductions have been largest in the Legal System and Protection of Property Rights (Area 2), Freedom to Trade Internationally (Area 4), and Regulation (Area 5). The plunge in Area 2 has been huge. In 2000, the 9.23 rating of the United States was the 9th highest in the world. But by 2012, the area rating had plummeted to 6.99, placing it 36th worldwide.

While it is difficult to pinpoint the precise reason for the decline in Area 2, the increased use of eminent domain to transfer property to powerful political interests, the ramifications of the wars on terrorism and drugs, and the violation of the property rights of bondholders in the auto-bailout case have weakened the tradition of strong adherence to the rule of law in United States. We believe these factors have contributed to the sharp decline in the rating for the legal-system area.

Expanded use of regulation has also been an important contributing factor to the declining ratings of the United States. During the past decade, non-tariff trade barriers, restrictions on foreign investment, and business regulation have all grown extensively. The expanded use of regulation in the United States has resulted in sharp rating reductions for components such as independence of the judiciary, impartiality of the courts, and regulatory favoritism. To a large degree, the United States has experienced a significant move away from rule of law and toward a highly regulated, politicized, and heavily policed state.

The decline in the summary rating between 2000 and 2012 on the 10-point scale of the index may not sound like much, but scholarly work on this topic indicates that a one-point decline in the EFW rating is associated with a reduction in the long-term growth of GDP of between 1.0 and 1.5 percentage points annually (Gwartney, Holcombe, and Lawson, 2006). This implies that, unless policies undermining economic freedom are reversed, the future annual growth of the US economy will be only about half its historic average of 3%.

Exhibit 1.5: Chain-linked summary ratings from 1970 to 2012

	1970	1975	1980	1985	1990	1995	2000	2005	2006	2007	2008	2009	2010	2011	2012
Albania					4.37	5.07	6.23	7.12	7.31	7.45	7.44	7.47	7.49	7.42	7.33
Algeria			3.82	3.60	3.43	4.06	4.66	5.25	5.17	5.14	4.95	4.97	5.01	4.71	4.47
Argentina	4.36	2.76	3.96	3.30	4.42	7.04	7.40	5.97	6.09	6.30	6.07	5.95	5.70	5.67	4.90
Australia	6.96	6.07	6.86	7.17	7.57	7.98	8.07	8.24	8.28	8.32	8.21	8.10	8.07	8.05	8.03
Austria	6.08	5.93	6.33	6.34	6.98	7.16	7.55	7.84	7.81	7.79	7.68	7.62	7.60	7.58	7.46
Bahamas		6.38	6.26	6.33	6.43	6.41	6.69	6.85	6.72	6.81	6.85	6.73	6.65	6.63	6.63
Bahrain			7.42	6.92	6.91	7.21	7.74	7.39	7.65	7.81	7.72	7.61	7.75	7.88	7.53
Bangladesh		3.03	3.38	3.68	4.57	5.49	6.02	6.17	6.34	6.29	6.30	6.52	6.43	6.42	6.42
Barbados		5.53	5.66	6.10	6.15	6.14	6.20	6.39	6.18	6.14	6.08	6.27	6.56	6.53	6.43
Belgium	7.44	6.80	7.06	7.03	7.35	7.43	7.89	7.53	7.50	7.54	7.46	7.42	7.52	7.48	7.40
Belize			5.69	5.42	6.10	6.86	6.54	6.93	6.81	6.83	6.82	6.82	6.72	6.69	6.73
Benin			5.23	4.98	5.25	4.92	5.49	5.59	5.91	5.79	5.67	5.74	5.73	5.60	5.52
Bolivia			4.18	3.44	5.42	6.60	6.97	6.38	6.40	6.17	6.12	6.34	6.36	6.33	6.48
Botswana			5.25	5.57	5.92	6.40	7.42	7.31	7.20	7.35	7.07	7.00	7.20	7.46	7.46
Brazil	5.10	4.06	3.83	3.28	4.46	4.72	5.93	6.27	6.21	6.16	6.42	6.33	6.52	6.56	6.66
Bulgaria				5.02	3.90	4.60	5.37	6.85	7.00	7.03	7.10	7.24	7.20	7.16	7.29
Burundi		3.83	3.94	4.37	4.58	3.89	4.73	4.84	5.31	5.23	4.81	5.22	5.04	5.20	5.18
Cameroon			5.62	5.73	5.81	5.68	5.92	6.19	6.16	6.04	5.97	6.11	6.33	6.23	6.29
Canada	7.91	7.12	7.68	7.78	8.09	8.11	8.36	8.34	8.31	8.29	8.25	8.14	8.17	8.05	8.11
Central African Republic				4.35	4.80	4.39	5.27	5.26	5.47	5.74	5.68	5.76	5.70	5.75	5.81
Chad				4.97	4.97	4.93	5.47	5.30	5.38	5.37	5.36	5.52	5.60	5.54	5.70
Chile	3.96	3.62	5.38	5.83	6.78	7.53	7.41	7.92	7.93	8.05	7.98	7.92	7.98	7.90	7.87
China			3.74	4.74	4.43	5.17	5.75	5.88	5.98	6.09	6.07	6.12	6.08	6.03	6.20
Colombia	5.28	4.84	4.74	5.22	5.07	5.59	5.51	5.84	5.97	6.18	6.12	6.32	6.35	6.41	6.40
Congo, Dem. Republic	4.05	3.49	2.60	3.61	3.03	3.28	3.85	4.52	5.04	5.11	5.08	4.98	5.07	5.07	5.09
Congo, Republic of			4.50	4.31	4.97	5.02	4.28	4.71	4.81	4.73	4.94	5.19	4.99	4.72	4.77
Costa Rica		5.92	5.07	5.03	6.64	6.97	7.51	7.66	7.85	7.67	7.46	7.49	7.42	7.21	7.70
Côte d'Ivoire			5.39	6.08	5.57	5.20	5.99	6.01	6.13	6.10	5.86	6.10	5.91	5.94	6.03
Croatia						5.06	6.35	6.75	6.82	6.92	7.04	7.08	7.05	7.29	7.32
Cyprus		5.80	5.53	5.53	6.04	6.41	6.51	7.55	7.53	7.77	7.73	7.66	7.65	7.63	7.36
Czech Republic						5.84	6.53	6.92	6.91	7.14	7.17	7.09	7.13	7.17	7.30
Denmark	6.84	6.24	6.39	6.53	7.26	7.73	7.92	7.94	7.96	7.97	7.87	7.74	7.94	7.83	7.71

Exhibit 1.5 (continued): Chain-linked summary ratings from 1970 to 2012

	1970	1975	1980	1985	1990	1995	2000	2005	2006	2007	2008	2009	2010	2011	2012
Dominican Republic			5.16	4.91	4.34	5.99	6.76	6.42	6.33	6.42	6.30	6.82	7.01	7.02	7.01
Ecuador	3.87	4.89	5.29	4.38	5.35	6.15	5.82	5.85	5.93	5.78	5.81	5.80	5.72	5.76	5.91
Egypt		3.59	4.40	4.86	4.60	5.99	6.81	6.59	6.72	6.97	6.79	6.69	6.79	6.65	6.55
El Salvador			4.57	4.29	4.80	7.65	7.57	7.54	7.66	7.73	7.63	7.40	7.29	7.22	7.40
Estonia						6.08	7.61	7.97	7.95	7.94	7.74	7.72	7.80	7.77	7.62
Fiji		5.28	5.58	5.98	5.73	6.12	6.24	6.54	6.49	6.49	6.54	6.42	6.39	6.37	6.38
Finland	6.82	6.16	6.65	6.92	7.24	7.50	7.73	7.97	7.87	7.91	7.81	7.79	7.91	7.99	7.85
France	6.63	5.93	6.09	5.99	7.07	7.02	7.31	7.38	7.38	7.58	7.49	7.47	7.49	7.45	7.27
Gabon			4.50	5.08	5.47	5.38	5.81	5.60	5.78	5.69	5.73	5.69	5.63	5.52	5.58
Germany	7.44	6.85	7.16	7.25	7.65	7.63	7.67	7.76	7.70	7.61	7.53	7.57	7.58	7.69	7.57
Ghana		3.64	3.05	3.20	5.06	5.53	5.66	6.49	6.99	7.00	6.80	7.02	6.89	6.83	6.77
Greece	6.33	5.86	5.76	5.14	5.99	6.44	6.91	7.31	7.27	7.33	6.92	6.79	6.88	6.77	6.80
Guatemala	5.98	6.46	5.87	4.68	5.62	6.96	6.57	7.15	7.26	7.28	7.17	7.16	7.13	7.14	7.24
Guinea-Bissau					3.24	3.45	4.43	5.20	5.50	5.19	5.24	5.66	5.68	5.75	6.14
Guyana						5.20	6.72	6.36	6.53	6.74	6.96	6.89	6.75	6.85	7.03
Haiti			6.51	5.76	5.61	5.59	6.89	6.77	6.75	6.72	6.88	6.99	6.70	6.82	6.97
Honduras			5.97	5.38	5.45	6.26	6.68	6.86	7.19	7.22	7.14	6.96	7.03	7.00	7.02
Hong Kong	8.69	8.71	9.02	8.63	8.59	9.14	8.86	8.95	8.96	9.03	9.07	9.00	8.92	8.87	8.88
Hungary			3.94	4.67	5.04	6.19	6.56	7.23	7.13	7.14	7.18	7.19	7.32	7.61	7.32
Iceland	6.13	4.40	5.25	5.53	6.95	7.69	8.04	8.09	7.96	7.84	7.15	7.02	7.05	7.33	7.40
India	5.36	4.50	5.35	5.02	5.05	5.80	6.32	6.89	6.68	6.55	6.55	6.47	6.40	6.50	6.65
Indonesia	4.54	5.21	5.06	6.14	6.52	6.62	6.07	6.63	6.69	6.77	6.75	6.78	7.05	7.06	7.03
Iran	5.80	5.64	3.36	3.83	4.39	4.31	5.90	6.47	6.34	6.28	6.32	6.43	6.56	6.28	5.31
Ireland	6.79	5.97	6.47	6.54	7.13	8.29	8.20	8.41	8.26	8.20	7.82	7.67	7.78	7.82	7.96
Israel	4.58	3.87	3.48	4.03	4.66	6.04	6.77	7.37	7.25	7.26	7.22	7.13	7.31	7.27	7.26
Italy	5.98	5.17	5.37	5.57	6.60	6.66	7.36	7.33	7.23	6.85	6.76	6.72	6.79	6.81	6.88
Jamaica			3.92	4.85	5.48	6.65	7.57	7.63	7.61	7.45	7.26	7.26	7.10	7.23	7.29
Japan	6.78	6.38	6.88	7.05	7.58	7.50	7.90	7.79	7.75	7.74	7.65	7.50	7.58	7.48	7.58
Jordan		5.28	5.32	5.71	5.81	6.45	7.40	7.61	7.51	7.69	7.51	7.43	7.72	7.79	7.84
Kenya	4.80	4.63	4.80	5.29	5.43	5.89	6.72	7.24	7.11	7.05	6.67	6.90	6.90	6.84	7.02
Korea, South	5.39	5.26	5.49	5.54	6.31	6.67	6.79	7.26	7.44	7.47	7.26	7.18	7.28	7.30	7.27
Kuwait			4.99	6.85	5.46	6.93	7.07	7.46	7.57	7.73	7.47	7.48	7.50	7.30	7.34

Exhibit 1.5 (continued): Chain-linked summary ratings from 1970 to 2012

	1970	1975	1980	1985	1990	1995	2000	2005	2006	2007	2008	2009	2010	2011	2012
Latvia						5.28	6.96	7.30	7.43	7.36	7.26	7.11	7.02	7.19	7.24
Lithuania						5.31	6.60	6.96	7.05	7.13	7.00	7.02	7.14	7.18	7.14
Luxembourg	7.47	7.62	7.51	7.82	7.79	7.93	8.02	7.72	7.70	7.76	7.77	7.66	7.65	7.61	7.52
Madagascar			4.01	4.59	4.49	4.61	5.96	5.79	5.88	6.18	6.12	6.21	6.36	6.34	6.60
Malawi		5.17	4.62	4.96	5.40	4.57	4.95	5.16	5.34	5.63	5.91	5.99	6.05	6.09	5.73
Malaysia	6.51	6.29	6.94	7.00	7.40	7.62	6.79	6.99	6.91	6.98	6.71	6.76	7.03	7.05	6.99
Mali		5.41	5.73	4.81	5.11	5.22	6.19	6.03	6.34	6.37	6.04	6.14	6.07	6.03	6.05
Malta			5.50	5.28	5.48	6.92	6.76	7.68	7.51	7.81	7.60	7.58	7.62	7.59	7.56
Mauritius		4.80	4.73	6.12	6.06	7.55	7.60	7.57	7.41	7.95	8.04	7.93	7.95	8.01	8.07
Mexico	6.45	5.76	5.13	4.61	6.13	6.43	6.44	6.82	6.86	6.78	6.71	6.60	6.69	6.63	6.74
Morocco	5.65	5.07	4.45	5.20	5.18	6.28	6.14	6.37	6.21	6.33	6.34	6.35	6.44	6.51	6.40
Myanmar			4.50	4.15	3.13	3.80	3.67	3.63	3.93	3.40	3.52	3.69	3.79	3.70	4.78
Namibia					5.11	6.14	6.38	6.46	6.36	6.57	6.54	6.55	6.41	6.20	6.37
Nepal			5.49	5.01	5.11	5.15	5.87	6.18	6.40	6.02	5.88	5.69	5.80	5.92	5.94
Netherlands	7.04	6.55	7.23	7.28	7.60	7.95	8.21	7.92	7.84	7.84	7.78	7.63	7.64	7.76	7.63
New Zealand	6.32	5.69	6.35	6.21	7.82	8.84	8.52	8.56	8.26	8.50	8.41	8.36	8.37	8.51	8.27
Nicaragua			3.69	1.78	2.75	5.47	6.69	6.86	7.00	7.01	6.81	6.77	6.77	6.87	7.08
Niger			4.63	5.07	5.16	4.33	5.44	5.62	5.70	5.64	5.59	5.67	5.68	5.70	5.89
Nigeria	3.55	3.36	3.25	3.68	3.31	3.76	5.30	6.03	6.42	6.28	5.98	5.84	5.92	6.15	6.13
Norway	5.93	5.58	5.79	6.46	7.13	7.56	7.27	7.69	7.54	7.69	7.59	7.46	7.49	7.52	7.49
Oman				6.78	6.34	6.99	7.53	7.39	7.44	7.73	7.64	7.69	7.65	7.59	7.63
Pakistan	4.20	3.54	4.30	4.91	4.87	5.67	5.41	5.86	5.93	5.89	5.72	5.94	5.94	6.01	5.95
Panama		6.67	5.55	6.12	6.45	7.44	7.56	7.60	7.55	7.63	7.32	7.33	7.24	7.12	7.15
Papua New Guinea				5.89	6.06	6.37	5.83	6.16	6.14	6.37	6.44	6.53	6.60	6.62	6.67
Paraguay			5.68	4.82	5.60	6.53	6.44	6.36	6.33	6.30	6.44	6.50	6.59	6.65	6.71
Peru	4.42	3.54	3.90	2.61	3.97	6.50	7.30	7.30	7.33	7.33	7.44	7.44	7.51	7.55	7.54
Philippines	5.29	5.22	5.33	5.07	5.79	7.30	6.97	7.00	7.05	6.93	6.83	6.78	7.06	7.14	7.22
Poland				3.46	3.55	5.37	6.34	6.89	6.99	6.94	6.99	7.13	7.11	7.18	7.28
Portugal	5.89	3.73	5.53	5.37	6.25	7.46	7.55	7.43	7.49	7.46	7.36	7.18	7.16	7.43	7.46
Romania				4.39	4.31	3.81	5.27	7.08	6.82	7.33	7.00	7.17	7.14	7.18	7.41
Russia						4.43	5.15	6.08	6.09	6.25	6.32	6.25	6.33	6.35	6.45
Rwanda					5.02	3.78	5.40	5.93	6.25	6.52	6.86	6.89	7.38	7.38	7.49

Exhibit 1.5 (continued): Chain-linked summary ratings from 1970 to 2012

	1970	1975	1980	1985	1990	1995	2000	2005	2006	2007	2008	2009	2010	2011	2012
Senegal			4.43	5.17	5.31	4.56	5.88	5.72	5.63	5.73	5.64	5.79	5.75	5.72	5.75
Sierra Leone		4.97	4.97	3.67	3.86	4.33	5.23	5.99	6.07	6.39	6.29	6.66	6.69	6.73	7.15
Singapore	7.61	7.41	7.76	8.00	8.59	8.90	8.61	8.73	8.64	8.65	8.62	8.60	8.60	8.60	8.41
Slovak Republic						5.55	6.20	7.64	7.54	7.55	7.59	7.49	7.43	7.47	7.35
Slovenia						5.15	6.72	6.95	7.02	7.02	7.08	7.04	6.58	6.58	6.56
South Africa	6.30	5.71	5.85	5.49	5.50	6.57	7.08	7.00	6.94	6.95	6.67	6.61	6.87	6.93	6.86
Spain	6.41	5.85	6.10	6.08	6.57	7.25	7.54	7.60	7.55	7.52	7.44	7.22	7.32	7.50	7.26
Sri Lanka			4.77	4.95	4.81	6.07	6.16	6.21	6.39	6.20	6.02	6.12	6.27	6.42	6.41
Sweden	5.51	5.35	5.68	6.47	7.11	7.28	7.62	7.58	7.53	7.52	7.49	7.53	7.73	7.67	7.56
Switzerland	7.45	7.46	7.99	8.15	8.15	8.19	8.63	8.19	8.17	8.20	8.02	8.05	8.13	8.12	8.03
Syria	3.96	4.19	3.31	3.07	3.53	4.23	4.92	5.46	5.20	5.46	5.27	5.46	5.52		5.21
Taiwan	6.65	5.83	6.58	6.84	7.30	7.41	7.45	7.68	7.72	7.69	7.64	7.55	7.86	7.86	7.79
Tanzania	4.41	3.19	3.65	3.47	3.87	5.43	6.07	6.44	6.56	6.47	6.36	6.22	6.44	6.49	6.47
Thailand	6.05	6.01	6.09	6.17	6.83	7.18	6.51	6.68	6.80	6.80	6.78	6.70	6.66	6.60	6.58
Togo			4.07	5.15	5.73	5.46	5.81	6.00	6.09	5.70	5.71	5.75	5.85	5.90	5.83
Trinidad and Tobago		4.57	4.83	4.80	5.52	7.29	7.55	7.14	7.25	7.26	7.16	7.08	6.95	6.97	6.90
Tunisia	4.54	4.57	4.82	4.60	5.32	5.73	6.08	6.02	6.36	6.35	6.29	6.27	6.22	6.26	6.09
Turkey	3.49	3.87	3.77	4.85	5.06	5.89	5.81	6.09	6.20	6.33	6.61	6.52	6.54	6.69	6.66
Uganda			3.14	2.82	2.86	5.15	7.00	7.31	7.48	7.61	7.57	7.51	7.57	7.38	7.45
Ukraine						3.39	4.56	5.74	5.87	5.84	5.80	5.83	5.83	6.09	6.20
United Arab Emirates			6.03	6.83	7.20	6.95	7.28	7.50	7.65	7.74	7.70	7.52	7.74	7.85	7.82
United Kingdom	5.98	5.92	6.57	7.53	8.08	8.20	8.50	8.38	8.25	8.15	8.08	7.95	7.94	7.97	7.92
United States	7.60	7.73	7.92	8.11	8.35	8.50	8.65	8.21	8.13	8.21	7.99	7.71	7.75	7.74	7.81
Uruguay			6.07	5.97	6.34	6.47	7.08	7.02	6.98	7.08	7.12	7.06	7.29	7.30	7.30
Venezuela	7.31	6.17	6.69	6.08	5.69	4.40	5.83	4.52	4.54	4.25	4.10	4.16	3.79	3.74	3.71
Zambia		4.00	4.60	3.54	3.09	4.76	6.90	7.37	7.55	7.71	7.69	7.71	7.72	7.62	7.59
Zimbabwe			4.57	4.51	4.83	5.77	4.60	2.88	2.94	3.19	4.50	4.56	4.40	4.50	4.82

Economic freedom and human progress

As is customary, this chapter concludes with some simple graphs (Exhibits 1.6–1.11) illustrating relationships between economic freedom and various other indicators of human and political progress. The graphs use the average of the chain-linked EFW index for the period from 2000 to 2012, breaking the data into four quartiles ordered from low to high. Because persistence is important and the impact of economic freedom will be felt over a lengthy time period, it is better to use the average rating over a fairly long time span rather than the current rating to observe the impact of economic freedom on performance.

The graphs begin with the data on the relationship between economic freedom and the level of per-capita GDP and economic growth. In recent years, numerous scholarly studies have analyzed these relationships in detail and, almost without exception, have found that countries with higher and improving economic freedom grow more rapidly and achieve higher levels of per-capita GDP (see Hall and Lawson, 2014).

Many of the relationships illustrated in the graphs below reflect the impact of economic freedom as it works through increasing economic growth. In other cases, the observed relationships may reflect the fact that some of the variables that influence economic freedom may also influence political factors like trust, honesty in government, and protection of civil liberties. Thus, we are not necessarily arguing that there is a direct causal relation between economic freedom and the variables considered below. In other words, these graphics are no substitute for real, scholarly investigation that controls for other factors. Nonetheless, we believe that the graphs provide some insights about the contrast between the nature and characteristics of market-oriented economies and those dominated by government regulation and planning. At the very least, these figures suggest potential fruitful areas for future research.

References

Gwartney, James, Randall Holcombe, and Robert Lawson (2006). Institutions and the Impact of Investment on Economic Growth. *Kyklos* 59, 2: 255–273.

Hall, Joshua, and Robert Lawson (2014). Economic Freedom of the World: An Accounting of the Literature. *Contemporary Economic Policy* 32, 1: 1–19. <http://onlinelibrary.wiley.com/doi/10.1111/coep.12010/abstract>.

Exhibit 1.6: Economic Freedom and Income per Capita

Countries with more economic freedom have substantially higher per-capita incomes.

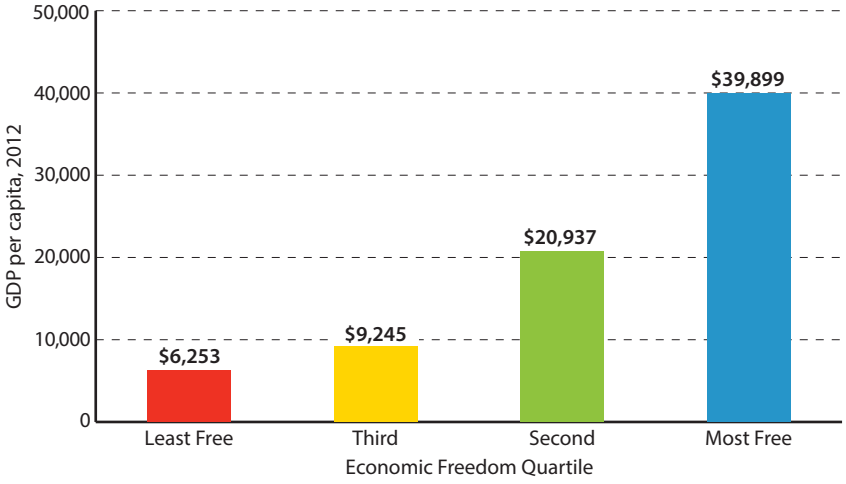

Note: Income = GDP per capita, (PPP constant 2011 US$), 2012.
Sources: Fraser Institute, *Economic Freedom of the World: 2013 Annual Report*; World Bank, *World Development Indicators*.

Exhibit 1.7: Economic Freedom and Economic Growth

Countries with more economic freedom tend to grow more rapidly.

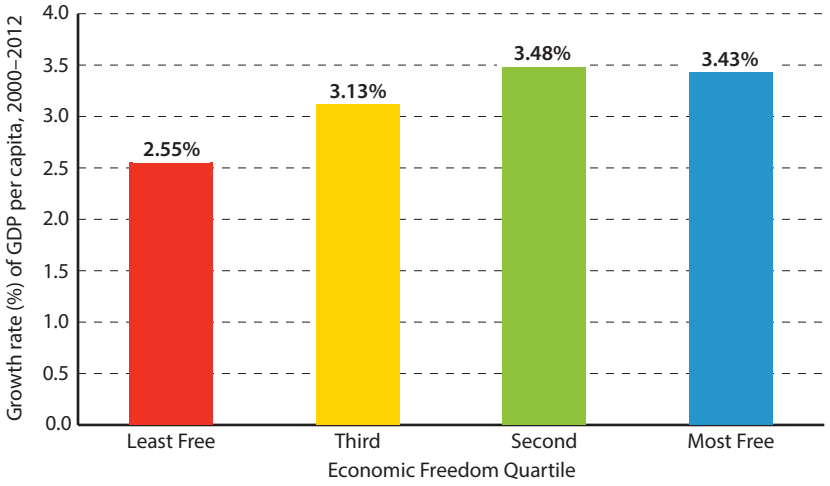

Note: The growth data were adjusted to control for the initial level of income.
Sources: Fraser Institute, *Economic Freedom of the World: 2013 Annual Report*; World Bank, *World Development Indicators*.

Exhibit 1.8: Economic Freedom and the Income Share of the Poorest 10%

The share of income earned by the poorest 10% of the population is unrelated to economic freedom.

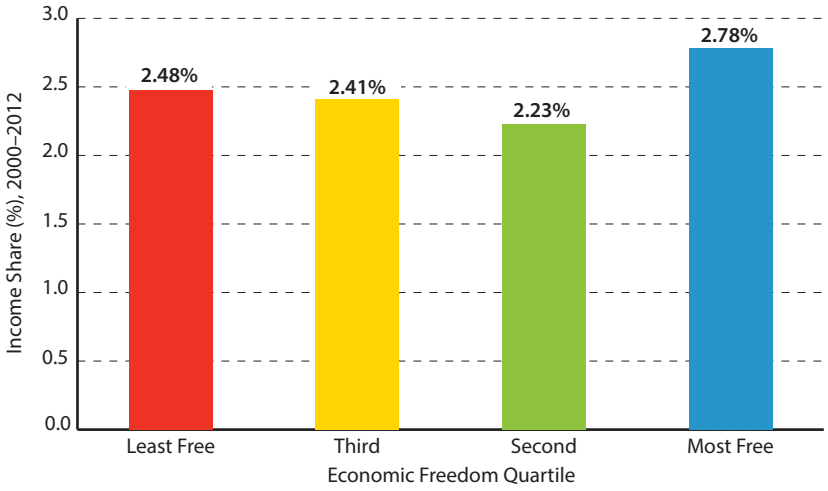

Sources: Fraser Institute, *Economic Freedom of the World: 2013 Annual Report*; World Bank, *World Development Indicator*.

Exhibit 1.9: Economic Freedom and the Income Earned by the Poorest 10%

The amount of income, as opposed to the share, earned by the poorest 10% of the population is much higher in countries with higher economic freedom.

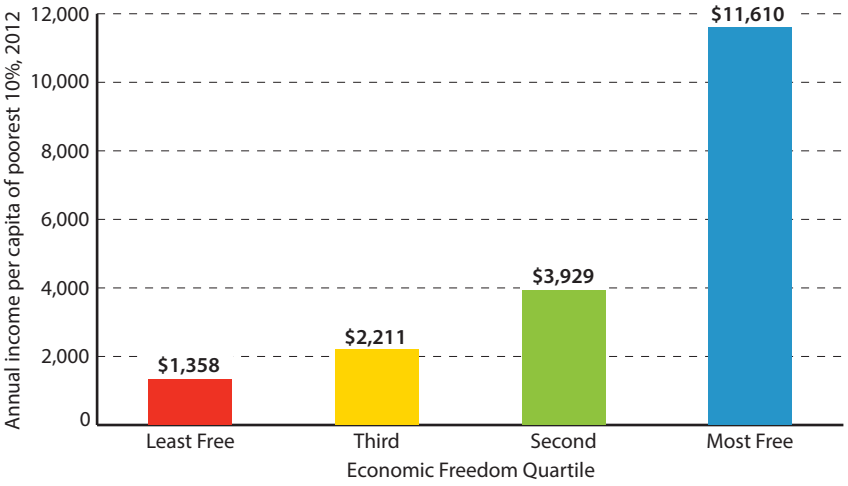

Note: Annual income per capita of poorest 10% (PPP constant 2011 US$), 2012
Sources: Fraser Institute, *Economic Freedom of the World: 2013 Annual Report*; World Bank, *World Development Indicators*.

Exhibit 1.10: Economic Freedom and Life Expectancy

Life expectancy is about 20 years longer in countries with the most economic freedom than in countries with the least.

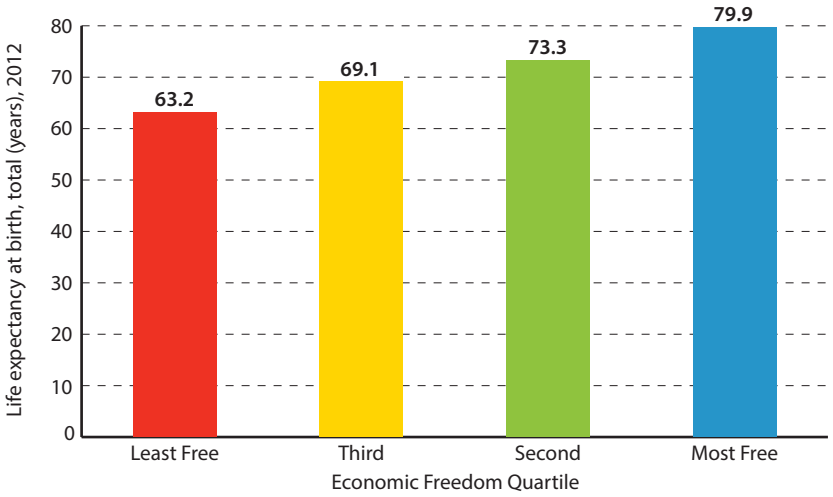

Sources: Fraser Institute, *Economic Freedom of the World: 2013 Annual Report*; World Bank, *World Development Indicators*.

Exhibit 1.11: Economic Freedom and Political Rights and Civil Liberties

Greater economic freedom is associated with more political rights and civil liberties.

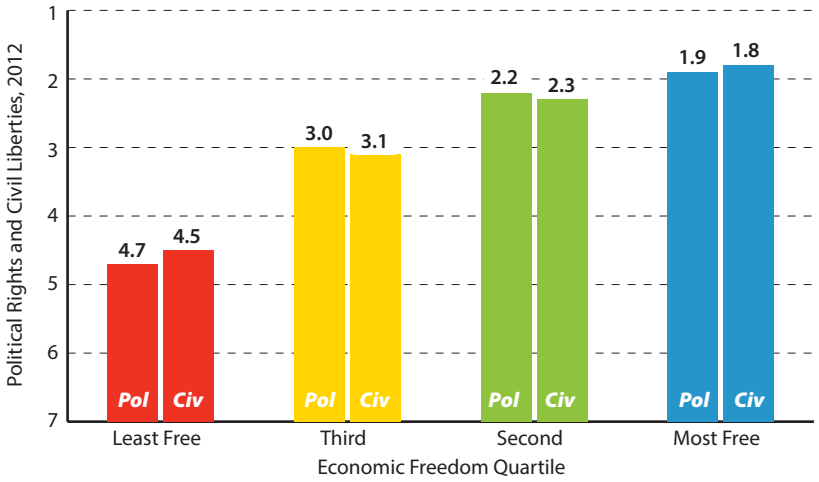

Note: Political rights and civil liberties are measured on a scale from 1 to 7: 1 = the highest degree of political rights and civil liberties; 7 = the lowest.
Sources: Fraser Institute, *Economic Freedom of the World: 2013 Annual Report*; Freedom House, *Freedom in the World 2013*.

Data available to researchers

The full data set, including all of the data published in this report as well as data omitted due to limited space, can be downloaded for free at <http://www.freetheworld.com>. The data file available there contains the most up-to-date and accurate data for the Economic Freedom of the World index. Some variable names and data sources have evolved over the years since the first publication in 1996; users should consult earlier editions of *Economic Freedom of the World* for details regarding sources and descriptions for those years. All editions of the report are available in PDF and can be downloaded for free at <http://www.freetheworld.com>. However, users are always strongly encouraged to use the data from this most recent data file as updates and corrections, even to earlier years' data, do occur. Users doing long-term or longitudinal studies are encouraged to use the chain-linked index as it is the most consistent through time.

If you have difficulty downloading the data, please contact Fred McMahon via e-mail to <freetheworld@fraserinstitute.org>. If you have technical questions about the data itself, please contact Joshua Hall <joshua.c.hall@gmail.com> or Robert Lawson <robert.a.lawson@gmail.com>. Please cite the data in your bibliography as:

Authors James Gwartney, Robert Lawson, and Joshua Hall
Title 2014 Economic Freedom Dataset, published in *Economic Freedom of the World: 2014 Annual Report*
Publisher Fraser Institute
Year 2014
URL <http://www.freetheworld.com/datasets_efw.html>.

Published work using ratings from *Economic Freedom of the World*

A list of published papers that have used the economic freedom ratings from *Economic Freedom of the World* is available on line at <http://www.freetheworld.com/papers.html>. In most cases, a brief abstract of the article is provided. If you know of other papers current or forthcoming that should be included on this page, or have further information about any of these papers or authors, please write to <freetheworld@fraserinstitute.org>.

Chapter 2 Country Data Tables

This chapter presents detailed data on the components used in constructing the EFW index for the 153[1] jurisdictions included in this study. For each country for which data were available, we present the overall EFW index rating and the rank of that country for the years 1980, 1990, 2000, 2005, 2010, 2011, and 2012. (Ratings are also available for many countries for 1970, 1975, 1985, 1995, 2001, 2002, 2003, 2004, 2006, 2007, 2008, and 2009 but these data are not shown in the tables because of limited space. See www.freetheworld.com for full data.) Like all the ratings in the index, these are values out of 10; 10 is the highest possible rating and zero (0) is the lowest. A higher rating indicates a greater degree of economic freedom.

Chain-Linked The country data tables show both unadjusted and chain-linked ratings and ranks. See chapter 1 for a full explanation of the chain-linked method. The top row under the "Chain-linked" section shows the country's chain-linked summary rating for each year and, in parentheses, its overall rank. In the rows below, titles on the left in bold face indicate the five areas of economic freedom that are combined to generate an overall rating. The cells to their right give the chain-linked rating and, in parentheses, the rank for that particular area for each year.

Unadjusted The top row under the "Unadjusted" section shows the country's summary rating for each year and, in parentheses, its overall rank. In the rows below, titles on the left in bold face indicate the five areas of economic freedom that are combined to generate an overall score. The cells to their right give the rating for that area for each year. Underneath each area title are the titles of the components and sub-components that are combined to generate that area's score. In these rows are the scores for each year presented, where data are available. Shown in italic beside some scores are the actual data used to derive that particular component rating. For some countries, data for other components for certain years may be reported even though there were insufficient data to compute area or summary ratings. A more complete description of each component, including the methodology used to calculate the ratings, can be found in the Appendix: Explanatory Notes and Data Sources (p. 231).

1 The table for Syria, with historic data, is included in this chapter but, because of events in the country, data for 2011 and 2012 are questionable and, therefore, have not been shown. For this reason, Syria is not included this year among the 152 countries ranked in Exhibits 1.2 and 1.3. However, for historical consistency, it is included in the chain-linked index ranking.

Albania

	1980	1990	2000	2005	2010	2011	2012
Chain-Linked	Rating (Rank)	Rating (Rank)	Rating (Rank)	Rating (Rank)	Rating (Rank)	Rating (Rank)	Rating (Rank)
Summary Rating (Rank) ➤		**4.37** (97)	**6.23** (77)	**7.13** (53)	**7.50** (31)	**7.38** (39)	**7.33** (42)
Area 1. Size of Government		3.51 (102)	7.63 (18)	8.89 (4)	8.89 (3)	8.85 (4)	9.27 (3)
Area 2. Legal System and Property Rights		5.21 (58)	4.77 (84)	5.22 (76)	5.82 (64)	5.40 (74)	4.96 (77)
Area 3. Sound Money		4.90 (91)	7.40 (71)	9.64 (9)	9.73 (3)	9.78 (2)	9.71 (6)
Area 4. Freedom to Trade Internationally			5.88 (89)	6.29 (85)	7.20 (60)	7.07 (66)	6.98 (67)
Area 5. Regulation		2.62 (112)	5.47 (101)	5.67 (102)	5.93 (103)	5.86 (106)	5.80 (107)
Unadjusted							
Summary Rating (Rank) ➤		**4.60** (90)	**6.23** (77)	**6.98** (66)	**7.35** (39)	**7.23** (54)	**7.18** (62)
	Rating *(Data)*	Rating *(Data)*	Rating *(Data)*	Rating *(Data)*	Rating *(Data)*	Rating *(Data)*	Rating *(Data)*
Area 1. Size of Government		**4.19**	**7.63**	**8.04**	**8.04**	**8.01**	**8.39**
A. Government consumption	7.70 *(13.81)*	4.87 *(23.44)*	9.10 *(9.07)*	8.99 *(9.42)*	9.29 *(8.41)*	9.29 *(8.40)*	9.44 *(7.90)*
B. Transfers and subsidies		3.51 *(24.30)*	7.80 *(8.57)*	9.66 *(1.73)*	7.39 *(10.09)*	7.23 *(10.65)*	7.61 *(9.27)*
C. Government enterprises and investment			6.00 *(26.70)*	8.00 *(19.45)*	7.00 *(21.28)*	7.00 *(21.16)*	8.00 *(17.90)*
D. Top marginal tax rate				5.50	8.50	8.50	8.50
(i) Top marginal income tax rate				9.00 *(25)*	10.00 *(10)*	10.00 *(10)*	10.00 *(10)*
(ii) Top marginal income and payroll tax rate				2.00 *(51)*	7.00 *(32)*	7.00 *(32)*	7.00 *(32)*
Area 2. Legal System and Property Rights		**5.21**	**4.77**	**4.80**	**5.36**	**4.97**	**4.56**
A. Judicial independence				2.38	3.29	2.64	2.22
B. Impartial courts			4.31	2.66	4.51	3.80	3.23
C. Protection of property rights				3.36	4.05	3.56	3.08
D. Military interference in rule of law and politics			6.67	8.33	8.33	8.33	8.33
E. Integrity of the legal system			3.33	3.68	4.17	4.17	4.17
F. Legal enforcement of contracts				5.17	5.36	5.36	4.34
G. Regulatory restrictions on sale of real property				8.06	5.46	5.63	5.73
H. Reliability of police				4.91	5.86	5.07	4.49
I. Business costs of crime				4.64	7.17	6.15	5.42
Area 3. Sound Money		**6.54**	**7.40**	**9.64**	**9.73**	**9.78**	**9.71**
A. Money growth			9.57 *(2.16)*	9.50 *(2.50)*	9.86 *(0.71)*	9.98 *(-0.09)*	9.43 *(-2.84)*
B. Standard deviation of inflation		9.62 *(0.95)*	5.03 *(12.43)*	9.53 *(1.16)*	9.75 *(0.62)*	9.81 *(0.48)*	9.82 *(0.46)*
C. Inflation: most recent year		10.00 *(0.00)*	9.99 *(0.05)*	9.53 *(2.37)*	9.29 *(3.55)*	9.31 *(3.45)*	9.59 *(2.03)*
D. Freedom to own foreign currency bank accounts	0.00	0.00	5.00	10.00	10.00	10.00	10.00
Area 4. Freedom to Trade Internationally			**5.88**	**6.33**	**7.25**	**7.12**	**7.03**
A. Tariffs			6.11	8.24	8.45	8.45	8.62
(i) Revenue from trade taxes (% of trade sector)			5.14 *(7.29)*	8.14 *(2.79)*	8.57 *(2.14)*	8.57 *(2.14)*	8.57 *(2.14)*
(ii) Mean tariff rate			6.60 *(17.00)*	8.74 *(6.30)*	9.00 *(5.00)*	9.00 *(5.00)*	9.24 *(3.80)*
(iii) Standard deviation of tariff rates			6.60 *(8.50)*	7.83 *(5.42)*	7.78 *(5.55)*	7.78 *(5.55)*	8.04 *(4.90)*
B. Regulatory trade barriers				4.89	6.86	6.60	6.28
(i) Non-tariff trade barriers				4.41	6.28	5.75	5.11
(ii) Compliance cost of importing and exporting				5.36	7.45	7.45	7.45
C. Black-market exchange rates	0.00	0.00	10.00	10.00	10.00	10.00	10.00
D. Controls of the movement of capital and people	0.00	0.00	1.54	2.19	3.68	3.42	3.22
(i) Foreign ownership/investment restrictions				5.02	6.41	5.66	5.03
(ii) Capital controls	0.00	0.00	1.54	1.54	4.62	4.62	4.62
(iii) Freedom of foreigners to visit				0.00	0.00	0.00	0.00
Area 5. Regulation		**2.47**	**5.47**	**6.09**	**6.38**	**6.30**	**6.23**
A. Credit Market regulations		0.00	4.61	7.49	7.04	7.05	7.06
(i) Ownership of banks		0.00	2.00	5.00	5.00	5.00	5.00
(ii) Private sector credit			2.83	8.46	6.12	6.14	6.17
(iii) Interest rate controls/negative real interest rates		0.00	9.00	9.00	10.00	10.00	10.00
B. Labor Market regulations				5.97	5.97	5.87	5.67
(i) Hiring regulations and minimum wage				5.60	5.57	5.57	5.57
(ii) Hiring and firing regulations				6.69	6.11	6.09	5.68
(iii) Centralized collective bargaining				7.74	6.86	6.24	5.45
(iv) Hours regulations				8.00	8.00	8.00	8.00
(v) Mandated cost of worker dismissal				4.81	6.30	6.30	6.30
(vi) Conscription	0.00	0.00	10.00	3.00	3.00	3.00	3.00
C. Business regulations				4.82	6.12	5.98	5.98
(i) Administrative requirements				2.66	5.68	5.18	4.85
(ii) Bureaucracy costs				0.99	6.04	6.04	6.04
(iii) Starting a business				8.40	9.54	9.64	9.63
(iv) Extra payments/bribes/favoritism				4.94	4.78	4.21	3.36
(v) Licensing restrictions				4.63	4.83	4.83	
(vi) Cost of tax compliance				7.31	5.84	6.00	6.00

Algeria

	1980	1990	2000	2005	2010	2011	2012
Chain-Linked	Rating (Rank)	Rating (Rank)	Rating (Rank)	Rating (Rank)	Rating (Rank)	Rating (Rank)	Rating (Rank)
Summary Rating (Rank) ➤	**3.82** (90)	**3.43** (106)	**4.66** (117)	**5.25** (115)	**4.99** (120)	**4.56** (121)	**4.47** (122)
Area 1. Size of Government	4.72 (62)	5.02 (73)	5.65 (80)	4.84 (105)	3.38 (121)	2.62 (123)	2.28 (123)
Area 2. Legal System and Property Rights	3.77 (59)	3.50 (83)	2.39 (120)	3.48 (105)	2.90 (116)	2.63 (119)	2.96 (117)
Area 3. Sound Money	5.23 (87)	4.50 (97)	7.00 (80)	7.51 (79)	8.42 (64)	7.12 (92)	7.00 (92)
Area 4. Freedom to Trade Internationally	1.97 (79)	1.31 (101)	4.80 (115)	5.34 (111)	5.14 (112)	5.08 (116)	4.74 (117)
Area 5. Regulation		2.83 (109)	3.45 (123)	4.66 (119)	4.91 (120)	5.04 (118)	4.96 (117)
Unadjusted							
Summary Rating (Rank) ➤	**3.97** (89)	**3.45** (107)	**4.66** (117)	**5.74** (126)	**5.46** (143)	**5.20** (147)	**5.09** (148)
	Rating *(Data)*	Rating *(Data)*	Rating *(Data)*	Rating *(Data)*	Rating *(Data)*	Rating *(Data)*	Rating *(Data)*
Area 1. Size of Government	**4.32**	**4.60**	**5.65**	**4.84**	**3.38**	**3.71**	**3.23**
A. Government consumption	4.65 *(24.19)*	5.19 *(22.35)*	4.53 *(24.60)*	3.90 *(26.74)*	1.94 *(33.40)*	0.03 *(39.90)*	0.62 *(37.90)*
B. Transfers and subsidies			8.41 *(6.32)*	8.63 *(5.52)*	8.19 *(7.14)*	7.82 *(8.51)*	7.82 *(8.51)*
C. Government enterprises and investment	4.00 *(32.50)*	4.00 *(30.40)*	4.00 *(37.80)*	2.00 *(48.40)*	0.00 *(61.26)*	0.00 *(61.26)*	0.00 *(61.26)*
D. Top marginal tax rate						7.00	4.50
(i) Top marginal income tax rate						7.00 *(35)*	7.00 *(35)*
(ii) Top marginal income and payroll tax rate							2.00 *(53)*
Area 2. Legal System and Property Rights	**3.77**	**3.50**	**2.39**	**5.32**	**4.44**	**4.02**	**4.53**
A. Judicial independence				4.57	2.54	2.53	3.69
B. Impartial courts			3.84	5.11	3.28	2.60	2.81
C. Protection of property rights				5.80	3.47	2.56	3.71
D. Military interference in rule of law and politics			0.00	5.00	5.00	5.00	5.00
E. Integrity of the legal system			3.33	5.00	5.00	5.00	5.00
F. Legal enforcement of contracts				4.39	4.39	4.39	4.39
G. Regulatory restrictions on sale of real property				6.57	6.76	6.48	6.48
H. Reliability of police				6.89	4.56	3.38	4.58
I. Business costs of crime				4.58	4.94	4.28	5.10
Area 3. Sound Money	**5.23**	**4.50**	**7.00**	**7.51**	**8.42**	**7.12**	**7.00**
A. Money growth	8.35 *(8.24)*	9.35 *(3.25)*	7.95 *(10.26)*	7.84 *(10.81)*	8.35 *(8.25)*	8.77 *(6.15)*	9.17 *(4.15)*
B. Standard deviation of inflation	7.70 *(5.75)*	5.53 *(11.17)*	5.14 *(12.16)*	7.52 *(6.20)*	6.13 *(9.67)*	5.63 *(10.93)*	5.60 *(11.01)*
C. Inflation: most recent year	4.87 *(25.66)*	3.12 *(34.40)*	9.93 *(0.34)*	9.67 *(1.64)*	9.22 *(3.91)*	9.10 *(4.52)*	8.22 *(8.89)*
D. Freedom to own foreign currency bank accounts	0.00	0.00	5.00	5.00	10.00	5.00	5.00
Area 4. Freedom to Trade Internationally	**2.55**	**1.69**	**4.80**	**5.98**	**5.75**	**5.69**	**5.31**
A. Tariffs	7.66	5.08	4.95	6.95	6.76	6.86	6.86
(i) Revenue from trade taxes (% of trade sector)			6.36 *(5.46)*	8.21 *(2.69)*	8.16 *(2.76)*	8.48 *(2.28)*	8.48 *(2.28)*
(ii) Mean tariff rate	7.66 *(11.70)*	5.08 *(24.60)*	5.08 *(24.60)*	6.84 *(15.80)*	6.28 *(18.60)*	6.28 *(18.60)*	6.28 *(18.60)*
(iii) Standard deviation of tariff rates			3.40 *(16.50)*	5.81 *(10.47)*	5.83 *(10.42)*	5.83 *(10.42)*	5.83 *(10.42)*
B. Regulatory trade barriers				6.35	5.89	5.22	5.55
(i) Non-tariff trade barriers				5.16	4.73	3.39	4.05
(ii) Compliance cost of importing and exporting				7.53	7.05	7.05	7.05
C. Black-market exchange rates	0.00	0.00	7.78	7.93	8.57	9.07	7.20
D. Controls of the movement of capital and people	0.00	0.00	1.67	2.70	1.80	1.61	1.62
(i) Foreign ownership/investment restrictions				6.07	4.27	3.69	3.73
(ii) Capital controls	0.00	0.00	1.67	0.91	0.00	0.00	0.00
(iii) Freedom of foreigners to visit				1.13	1.13	1.13	1.13
Area 5. Regulation		**2.93**	**3.45**	**5.06**	**5.33**	**5.47**	**5.38**
A. Credit Market regulations	0.00	0.87	2.26	4.45	5.67	6.31	5.93
(i) Ownership of banks	0.00	0.00	0.00	0.00	0.00	0.00	0.00
(ii) Private sector credit		1.74	1.78	3.34	10.00	9.93	7.80
(iii) Interest rate controls/negative real interest rates			5.00	10.00	7.00	9.00	10.00
B. Labor Market regulations				5.16	4.99	4.87	4.79
(i) Hiring regulations and minimum wage				5.60	5.57	5.57	5.57
(ii) Hiring and firing regulations				4.35	4.74	3.85	2.76
(iii) Centralized collective bargaining				5.59	4.91	5.04	5.69
(iv) Hours regulations				6.00	6.00	6.00	6.00
(v) Mandated cost of worker dismissal				8.42	7.76	7.76	7.76
(vi) Conscription	5.00	1.00	1.00	1.00	1.00	1.00	1.00
C. Business regulations				5.58	5.34	5.24	5.42
(i) Administrative requirements				3.31	2.10	2.13	2.51
(ii) Bureaucracy costs				3.74	6.52	6.52	6.52
(iii) Starting a business				8.94	8.97	8.98	8.98
(iv) Extra payments/bribes/favoritism				5.66	3.20	2.62	2.71
(v) Licensing restrictions				6.90	6.29	6.24	6.88
(vi) Cost of tax compliance				4.94	4.94	4.94	4.94

Angola

	1980	1990	2000	2005	2010	2011	2012
Chain-Linked	Rating (Rank)	Rating (Rank)	Rating (Rank)	Rating (Rank)	Rating (Rank)	Rating (Rank)	Rating (Rank)
Summary Rating (Rank) ➤							
Area 1. Size of Government							
Area 2. Legal System and Property Rights							
Area 3. Sound Money							
Area 4. Freedom to Trade Internationally							
Area 5. Regulation							
Unadjusted							
Summary Rating (Rank) ➤				**3.71** (140)	**5.37** (147)	**5.25** (145)	**5.46** (141)
	Rating *(Data)*	Rating *(Data)*	Rating *(Data)*	Rating *(Data)*	Rating *(Data)*	Rating *(Data)*	Rating *(Data)*
Area 1. Size of Government				**3.72**	**5.40**	**5.07**	**5.29**
A. Government consumption				2.59 *(31.20)*	4.15 *(25.90)*	3.18 *(29.20)*	3.26 *(28.90)*
B. Transfers and subsidies				8.58 *(5.71)*	7.96 *(7.98)*	7.60 *(9.30)*	8.40 *(6.36)*
C. Government enterprises and investment				0.00 *(62.50)*	0.00 *(76.37)*	0.00 *(75.83)*	0.00 *(76.90)*
D. Top marginal tax rate					9.50	9.50	9.50
(i) Top marginal income tax rate					10.00 *(17)*	10.00 *(17)*	10.00 *(17)*
(ii) Top marginal income and payroll tax rate					9.00 *(25)*	9.00 *(25)*	9.00 *(25)*
Area 2. Legal System and Property Rights				**3.15**	**3.74**	**3.65**	**3.37**
A. Judicial independence				3.08	2.36	2.36	2.40
B. Impartial courts				2.92	2.51	2.51	2.46
C. Protection of property rights				4.11	2.85	2.85	2.94
D. Military interference in rule of law and politics				3.33	3.33	3.33	3.33
E. Integrity of the legal system				5.00	5.00	4.17	4.17
F. Legal enforcement of contracts				2.30	2.30	2.30	2.30
G. Regulatory restrictions on sale of real property				1.35	5.47	5.50	5.40
H. Reliability of police				3.84	4.23	4.23	3.29
I. Business costs of crime				2.40	5.62	5.62	3.99
Area 3. Sound Money				**1.26**	**5.57**	**5.67**	**6.56**
A. Money growth				0.00 *(53.88)*	5.12 *(24.41)*	5.76 *(21.22)*	8.84 *(5.79)*
B. Standard deviation of inflation				0.00 *(40.17)*	5.06 *(12.36)*	4.62 *(13.44)*	4.45 *(13.88)*
C. Inflation: most recent year				5.05 *(24.76)*	7.11 *(14.47)*	7.31 *(13.47)*	7.94 *(10.29)*
D. Freedom to own foreign currency bank accounts				0.00	5.00	5.00	5.00
Area 4. Freedom to Trade Internationally				**6.22**	**6.19**	**6.21**	**6.14**
A. Tariffs				8.39	8.24	8.32	8.32
(i) Revenue from trade taxes (% of trade sector)				9.35 *(0.97)*	8.89 *(1.67)*	9.11 *(1.34)*	9.09 *(1.36)*
(ii) Mean tariff rate				8.48 *(7.60)*	8.54 *(7.30)*	8.54 *(7.30)*	8.54 *(7.30)*
(iii) Standard deviation of tariff rates				7.35 *(6.62)*	7.28 *(6.79)*	7.31 *(6.72)*	7.31 *(6.72)*
B. Regulatory trade barriers				4.02	4.02	4.02	4.34
(i) Non-tariff trade barriers				6.67	4.71	4.71	4.56
(ii) Compliance cost of importing and exporting				1.38	3.33	3.33	4.13
C. Black-market exchange rates				10.00	10.00	10.00	10.00
D. Controls of the movement of capital and people				2.46	2.50	2.50	1.91
(i) Foreign ownership/investment restrictions				5.83	5.20	5.20	3.42
(ii) Capital controls				1.54	2.31	2.31	2.31
(iii) Freedom of foreigners to visit				0.00	0.00	0.00	0.00
Area 5. Regulation				**4.22**	**5.96**	**5.64**	**5.92**
A. Credit Market regulations				5.20	8.67	8.67	9.33
(i) Ownership of banks				5.00	8.00	8.00	8.00
(ii) Private sector credit				5.61	10.00	10.00	10.00
(iii) Interest rate controls/negative real interest rates				5.00	8.00	8.00	10.00
B. Labor Market regulations				3.99	4.01	3.07	2.77
(i) Hiring regulations and minimum wage				3.30	3.33	3.33	3.33
(ii) Hiring and firing regulations				4.39	4.17	4.17	3.19
(iii) Centralized collective bargaining				7.62	6.28	6.28	5.47
(iv) Hours regulations				4.00	4.00	4.00	4.00
(v) Mandated cost of worker dismissal				4.62	6.26	0.65	0.65
(vi) Conscription			0.00	0.00	0.00	0.00	0.00
C. Business regulations				3.46	5.21	5.17	5.67
(i) Administrative requirements				2.17	1.76	1.76	2.94
(ii) Bureaucracy costs				0.46	7.94	7.94	7.94
(iii) Starting a business				3.09	6.49	6.64	6.45
(iv) Extra payments/bribes/favoritism				4.88	2.89	2.89	2.30
(v) Licensing restrictions				3.18	5.36	4.96	7.54
(vi) Cost of tax compliance				6.95	6.84	6.84	6.84

Argentina

	1980	1990	2000	2005	2010	2011	2012
Chain-Linked	Rating (Rank)	Rating (Rank)	Rating (Rank)	Rating (Rank)	Rating (Rank)	Rating (Rank)	Rating (Rank)
Summary Rating (Rank) ➤	**3.96** (84)	**4.42** (95)	**7.40** (34)	**5.97** (99)	**5.81** (109)	**5.32** (116)	**4.90** (118)
Area 1. Size of Government	5.44 (38)	6.18 (41)	7.78 (17)	7.56 (31)	6.29 (69)	5.95 (78)	5.86 (79)
Area 2. Legal System and Property Rights	4.20 (52)	6.03 (37)	5.41 (71)	3.68 (104)	3.76 (105)	3.71 (106)	3.54 (109)
Area 3. Sound Money	2.50 (102)	2.50 (108)	9.71 (5)	5.44 (114)	6.59 (104)	4.92 (120)	4.87 (120)
Area 4. Freedom to Trade Internationally	3.91 (55)	4.13 (73)	7.62 (51)	6.28 (86)	6.16 (90)	5.70 (102)	3.79 (118)
Area 5. Regulation	3.78 (91)	3.38 (105)	6.49 (52)	6.80 (66)	6.12 (98)	6.19 (97)	6.38 (97)
Unadjusted							
Summary Rating (Rank) ➤	**4.30** (80)	**4.54** (91)	**7.40** (32)	**5.99** (110)	**5.83** (136)	**5.34** (142)	**4.92** (149)
	Rating *(Data)*	Rating *(Data)*	Rating *(Data)*	Rating *(Data)*	Rating *(Data)*	Rating *(Data)*	Rating *(Data)*
Area 1. Size of Government	**6.10**	**6.18**	**7.78**	**7.56**	**6.29**	**5.95**	**5.86**
A. Government consumption	6.91 *(16.50)*	8.53 *(11.00)*	6.88 *(16.62)*	6.98 *(16.26)*	5.89 *(19.98)*	5.53 *(21.20)*	5.15 *(22.50)*
B. Transfers and subsidies	7.49 *(9.70)*	8.17 *(7.20)*	7.22 *(10.69)*	8.28 *(6.82)*	8.28 *(6.82)*	8.28 *(6.82)*	8.28 *(6.82)*
C. Government enterprises and investment	4.00 *(39.50)*	4.00 *(30.00)*	10.00 *(6.44)*	10.00 *(11.03)*	6.00 *(12.65)*	6.00 *(12.65)*	6.00 *(12.65)*
D. Top marginal tax rate	6.00	4.00	7.00	5.00	5.00	4.00	4.00
(i) Top marginal income tax rate	6.00 *(45)*	7.00 *(35)*	8.00 *(35)*	7.00 *(35)*	7.00 *(35)*	7.00 *(35)*	7.00 *(35)*
(ii) Top marginal income and payroll tax rate		1.00 *(57)*	6.00 *(36-43)*	3.00 *(46)*	3.00 *(49)*	1.00 *(58)*	1.00 *(58)*
Area 2. Legal System and Property Rights	**4.20**	**6.03**	**5.41**	**4.22**	**4.31**	**4.25**	**4.06**
A. Judicial independence			3.17	1.96	2.63	2.12	2.29
B. Impartial courts			5.18	2.62	2.61	2.34	2.10
C. Protection of property rights			3.72	3.18	2.92	2.75	2.45
D. Military interference in rule of law and politics			6.67	7.22	7.50	7.50	7.50
E. Integrity of the legal system			8.33	5.00	4.17	4.17	3.30
F. Legal enforcement of contracts				5.02	5.02	5.02	4.77
G. Regulatory restrictions on sale of real property				6.74	6.70	6.66	6.82
H. Reliability of police				3.11	3.17	3.09	2.93
I. Business costs of crime				3.16	4.11	4.61	4.36
Area 3. Sound Money	**2.50**	**2.50**	**9.71**	**5.44**	**6.59**	**4.92**	**4.87**
A. Money growth	0.00 *(90.34)*	0.00 *(441.58)*	9.50 *(-2.48)*	3.33 *(33.35)*	7.53 *(12.34)*	0.00 *(75.00)*	0.00 *(75.00)*
B. Standard deviation of inflation	0.00 *(119.77)*	0.00 *(1198.84)*	9.52 *(1.20)*	5.37 *(11.56)*	9.14 *(2.16)*	9.25 *(1.88)*	9.36 *(1.59)*
C. Inflation: most recent year	0.00 *(92.02)*	0.00 *(2064.19)*	9.81 *(-0.94)*	8.07 *(9.64)*	4.68 *(26.60)*	5.44 *(22.81)*	5.12 *(24.40)*
D. Freedom to own foreign currency bank accounts	10.00	10.00	10.00	5.00	5.00	5.00	5.00
Area 4. Freedom to Trade Internationally	**4.62**	**4.40**	**7.62**	**6.43**	**6.31**	**5.84**	**3.88**
A. Tariffs	4.05	3.19	7.47	6.49	6.28	6.33	6.33
(i) Revenue from trade taxes (% of trade sector)	3.67 *(9.50)*	3.40 *(9.90)*	7.92 *(3.12)*	5.58 *(6.62)*	5.58 *(6.62)*	5.58 *(6.62)*	5.58 *(6.62)*
(ii) Mean tariff rate	4.44 *(27.80)*	5.90 *(20.50)*	7.48 *(12.60)*	7.88 *(10.60)*	7.48 *(12.60)*	7.28 *(13.60)*	7.50 *(12.50)*
(iii) Standard deviation of tariff rates		0.28 *(24.30)*	7.00 *(7.50)*	6.00 *(10.00)*	5.77 *(10.58)*	6.14 *(9.66)*	5.90 *(10.25)*
B. Regulatory trade barriers			6.42	5.69	5.33	4.62	4.87
(i) Non-tariff trade barriers			6.18	3.81	2.58	2.04	2.45
(ii) Compliance cost of importing and exporting			6.66	7.57	8.08	7.20	7.29
C. Black-market exchange rates	9.80	10.00	10.00	10.00	10.00	8.99	1.20
D. Controls of the movement of capital and people	0.00	0.00	6.58	3.55	3.63	3.41	3.12
(i) Foreign ownership/investment restrictions			9.31	5.88	5.36	4.70	3.84
(ii) Capital controls	0.00	0.00	3.85	0.00	0.77	0.77	0.77
(iii) Freedom of foreigners to visit				4.76	4.76	4.76	4.76
Area 5. Regulation	**4.09**	**3.58**	**6.49**	**6.31**	**5.67**	**5.74**	**5.91**
A. Credit Market regulations	4.45	3.70	7.32	8.26	6.57	6.83	7.46
(i) Ownership of banks	5.00	5.00	5.00	5.00	5.00	5.00	5.00
(ii) Private sector credit	8.34	6.09	6.95	9.78	5.72	6.50	9.37
(iii) Interest rate controls/negative real interest rates	0.00	0.00	10.00	10.00	9.00	9.00	8.00
B. Labor Market regulations	3.73	3.46	6.11	5.12	5.36	5.34	5.34
(i) Hiring regulations and minimum wage			4.42	5.60	3.90	3.90	3.90
(ii) Hiring and firing regulations		3.00	5.28	2.50	2.82	2.85	2.86
(iii) Centralized collective bargaining	5.18	5.18	4.83	4.60	2.91	2.75	2.77
(iv) Hours regulations	5.01	4.66	6.01	8.00	10.00	10.00	10.00
(v) Mandated cost of worker dismissal				0.00	2.52	2.52	2.52
(vi) Conscription	1.00	1.00	10.00	10.00	10.00	10.00	10.00
C. Business regulations			6.05	5.54	5.07	5.05	4.94
(i) Administrative requirements			6.78	2.48	2.43	2.42	2.20
(ii) Bureaucracy costs			7.50	7.09	5.60	5.60	5.60
(iii) Starting a business			4.83	8.87	9.04	9.02	8.97
(iv) Extra payments/bribes/favoritism			5.07	4.98	3.20	2.95	2.80
(v) Licensing restrictions				4.91	4.81	4.87	4.58
(vi) Cost of tax compliance				4.92	5.35	5.46	5.46

Armenia

	1980	1990	2000	2005	2010	2011	2012
Chain-Linked	Rating (Rank)	Rating (Rank)	Rating (Rank)	Rating (Rank)	Rating (Rank)	Rating (Rank)	Rating (Rank)
Summary Rating (Rank) ➤							
Area 1. Size of Government							
Area 2. Legal System and Property Rights							
Area 3. Sound Money							
Area 4. Freedom to Trade Internationally							
Area 5. Regulation							

Unadjusted							
Summary Rating (Rank) ➤				**7.31** (47)	**7.53** (23)	**7.63** (19)	**7.72** (17)
	Rating *(Data)*	Rating *(Data)*	Rating *(Data)*	Rating *(Data)*	Rating *(Data)*	Rating *(Data)*	Rating *(Data)*
Area 1. Size of Government				**7.75**	**8.14**	**8.32**	**8.50**
A. Government consumption				8.16 *(12.26)*	7.51 *(14.46)*	8.21 *(12.10)*	8.00 *(12.80)*
B. Transfers and subsidies				8.33 *(6.62)*	8.05 *(7.67)*	8.09 *(7.53)*	8.00 *(7.86)*
C. Government enterprises and investment				6.00	8.00 *(16.67)*	8.00 *(18.58)*	10.00 *(14.02)*
D. Top marginal tax rate				8.50	9.00	9.00	8.00
(i) Top marginal income tax rate				9.00	10.00 *(20)*	10.00 *(20)*	9.00 *(25)*
(ii) Top marginal income and payroll tax rate				8.00	8.00 *(26)*	8.00 *(26)*	7.00 *(34)*
Area 2. Legal System and Property Rights				**5.56**	**5.56**	**5.82**	**5.78**
A. Judicial independence				2.11	3.01	3.00	3.25
B. Impartial courts				2.97	3.88	4.28	4.19
C. Protection of property rights				5.53	4.62	5.58	5.93
D. Military interference in rule of law and politics				5.83	5.83	5.83	5.83
E. Integrity of the legal system				5.00	5.00	5.00	5.00
F. Legal enforcement of contracts				7.16	5.99	5.99	5.01
G. Regulatory restrictions on sale of real property				9.79	9.77	9.80	9.83
H. Reliability of police				4.63	4.10	4.65	5.07
I. Business costs of crime				7.00	7.82	8.22	7.89
Area 3. Sound Money				**9.21**	**9.18**	**9.15**	**9.34**
A. Money growth				7.56 *(12.20)*	9.64 *(1.82)*	9.42 *(-2.90)*	9.67 *(1.67)*
B. Standard deviation of inflation				9.41 *(1.48)*	8.72 *(3.21)*	8.70 *(3.24)*	8.21 *(4.47)*
C. Inflation: most recent year				9.87 *(0.64)*	8.36 *(8.18)*	8.47 *(7.65)*	9.49 *(2.56)*
D. Freedom to own foreign currency bank accounts				10.00	10.00	10.00	10.00
Area 4. Freedom to Trade Internationally				**7.08**	**7.62**	**7.39**	**7.34**
A. Tariffs				7.71	8.90	8.89	8.90
(i) Revenue from trade taxes (% of trade sector)				9.37 *(0.95)*	9.15 *(1.28)*	9.11 *(1.33)*	9.03 *(1.45)*
(ii) Mean tariff rate				9.40 *(3.00)*	9.44 *(2.80)*	9.44 *(2.80)*	9.30 *(3.50)*
(iii) Standard deviation of tariff rates				4.36 *(14.10)*	8.11 *(4.73)*	8.11 *(4.73)*	8.36 *(4.10)*
B. Regulatory trade barriers				5.16	6.60	6.47	6.42
(i) Non-tariff trade barriers				5.31	5.25	4.99	5.14
(ii) Compliance cost of importing and exporting				5.00	7.95	7.95	7.70
C. Black-market exchange rates				10.00	10.00	10.00	10.00
D. Controls of the movement of capital and people				5.45	4.96	4.20	4.04
(i) Foreign ownership/investment restrictions				6.76	5.42	5.63	5.59
(ii) Capital controls				8.46	8.33	5.83	5.38
(iii) Freedom of foreigners to visit				1.13	1.13	1.13	1.13
Area 5. Regulation				**6.95**	**7.17**	**7.49**	**7.63**
A. Credit Market regulations				9.55	8.68	9.11	9.60
(i) Ownership of banks				10.00	10.00	10.00	10.00
(ii) Private sector credit				9.66	7.04	8.33	8.81
(iii) Interest rate controls/negative real interest rates				9.00	9.00	9.00	10.00
B. Labor Market regulations				6.05	6.55	6.66	6.56
(i) Hiring regulations and minimum wage				6.70	6.67	6.67	6.67
(ii) Hiring and firing regulations				5.15	6.31	6.64	6.33
(iii) Centralized collective bargaining				7.64	7.36	7.67	7.36
(iv) Hours regulations				8.00	10.00	10.00	10.00
(v) Mandated cost of worker dismissal				8.79	8.99	8.99	8.99
(vi) Conscription				0.00	0.00	0.00	0.00
C. Business regulations				5.25	6.28	6.69	6.73
(i) Administrative requirements				3.04	4.12	4.68	4.77
(ii) Bureaucracy costs				2.93	6.08	6.08	6.08
(iii) Starting a business				9.36	9.71	9.72	9.86
(iv) Extra payments/bribes/favoritism				5.19	3.85	4.32	4.50
(v) Licensing restrictions				7.47	9.53	9.57	9.43
(vi) Cost of tax compliance				3.49	4.40	5.74	5.74

Australia

	1980	1990	2000	2005	2010	2011	2012
Chain-Linked	Rating (Rank)	Rating (Rank)	Rating (Rank)	Rating (Rank)	Rating (Rank)	Rating (Rank)	Rating (Rank)
Summary Rating (Rank) ➤	**6.86** (13)	**7.57** (12)	**8.07** (10)	**8.23** (7)	**8.00** (6)	**8.08** (4)	**8.03** (6)
Area 1. Size of Government	5.08 (48)	5.35 (65)	5.47 (81)	6.38 (73)	6.17 (72)	6.70 (60)	6.67 (58)
Area 2. Legal System and Property Rights	7.26 (14)	7.86 (15)	9.49 (3)	9.13 (7)	8.70 (13)	8.62 (12)	8.36 (15)
Area 3. Sound Money	9.00 (9)	9.15 (18)	9.40 (27)	9.44 (31)	9.47 (25)	9.41 (28)	9.51 (21)
Area 4. Freedom to Trade Internationally	5.90 (35)	7.87 (19)	8.33 (34)	7.89 (34)	7.92 (32)	8.07 (25)	8.12 (21)
Area 5. Regulation	7.11 (9)	7.54 (9)	7.63 (12)	8.32 (8)	7.76 (11)	7.62 (18)	7.47 (30)
Unadjusted							
Summary Rating (Rank) ➤	**6.85** (12)	**7.73** (10)	**8.07** (10)	**8.07** (10)	**7.84** (9)	**7.92** (9)	**7.87** (8)
	Rating *(Data)*	Rating *(Data)*	Rating *(Data)*	Rating *(Data)*	Rating *(Data)*	Rating *(Data)*	Rating *(Data)*
Area 1. Size of Government	**5.08**	**5.35**	**5.47**	**6.38**	**6.17**	**6.70**	**6.67**
A. Government consumption	4.93 *(23.23)*	5.20 *(22.33)*	4.79 *(23.70)*	4.72 *(23.95)*	4.36 *(25.18)*	4.44 *(24.90)*	4.41 *(25.00)*
B. Transfers and subsidies	7.38 *(10.10)*	7.22 *(10.70)*	7.09 *(11.17)*	6.80 *(12.26)*	6.80 *(12.23)*	6.86 *(12.03)*	6.79 *(12.30)*
C. Government enterprises and investment	6.00 *(28.40)*	6.00 *(25.20)*	7.00 *(21.50)*	10.00 *(10.61)*	8.00 *(15.62)*	10.00 *(12.70)*	10.00 *(11.15)*
D. Top marginal tax rate	2.00	3.00	3.00	4.00	5.50	5.50	5.50
(i) Top marginal income tax rate	2.00 *(62)*	3.00 *(49)*	3.00 *(47)*	4.00 *(47)*	6.00 *(45)*	6.00 *(45)*	6.00 *(45)*
(ii) Top marginal income and payroll tax rate		3.00 *(49)*	3.00 *(49)*	4.00 *(49)*	5.00 *(47)*	5.00 *(48)*	5.00 *(47)*
Area 2. Legal System and Property Rights	**7.26**	**7.86**	**9.49**	**8.48**	**8.09**	**8.01**	**7.77**
A. Judicial independence			9.52	8.80	8.53	8.34	7.90
B. Impartial courts			9.69	8.31	6.62	6.37	5.76
C. Protection of property rights			8.27	8.97	7.59	7.42	7.06
D. Military interference in rule of law and politics			10.00	10.00	10.00	10.00	10.00
E. Integrity of the legal system			10.00	9.79	9.17	9.17	9.17
F. Legal enforcement of contracts				6.23	6.16	6.16	6.16
G. Regulatory restrictions on sale of real property				8.33	8.26	8.23	8.27
H. Reliability of police				8.07	8.24	8.44	8.31
I. Business costs of crime				7.82	8.19	7.92	7.28
Area 3. Sound Money	**9.00**	**9.15**	**9.40**	**9.44**	**9.47**	**9.41**	**9.51**
A. Money growth	8.57 *(7.17)*	8.06 *(9.70)*	9.19 *(4.04)*	8.61 *(6.94)*	9.13 *(4.37)*	9.09 *(4.57)*	9.02 *(4.89)*
B. Standard deviation of inflation	9.40 *(1.51)*	9.19 *(2.02)*	9.31 *(1.72)*	9.68 *(0.79)*	9.33 *(1.67)*	9.22 *(1.95)*	9.15 *(2.12)*
C. Inflation: most recent year	8.03 *(9.84)*	9.35 *(3.26)*	9.10 *(4.48)*	9.47 *(2.67)*	9.43 *(2.85)*	9.32 *(3.39)*	9.89 *(0.56)*
D. Freedom to own foreign currency bank accounts	10.00	10.00	10.00	10.00	10.00	10.00	10.00
Area 4. Freedom to Trade Internationally	**6.38**	**8.15**	**8.33**	**7.48**	**7.52**	**7.66**	**7.71**
A. Tariffs	7.35	6.46	8.43	8.43	8.83	8.80	9.20
(i) Revenue from trade taxes (% of trade sector)	7.60 *(3.60)*	7.93 *(3.10)*	9.06 *(1.41)*	8.97 *(1.55)*	9.25 *(1.13)*	9.32 *(1.02)*	9.25 *(1.13)*
(ii) Mean tariff rate	7.10 *(14.50)*	7.16 *(14.20)*	8.84 *(5.80)*	9.14 *(4.30)*	9.44 *(2.80)*	9.44 *(2.80)*	9.46 *(2.70)*
(iii) Standard deviation of tariff rates		4.28 *(14.30)*	7.40 *(6.50)*	7.17 *(7.07)*	7.80 *(5.49)*	7.65 *(5.88)*	8.90 *(2.75)*
B. Regulatory trade barriers			8.78	8.18	8.28	8.33	7.63
(i) Non-tariff trade barriers			8.07	7.44	7.65	7.75	6.35
(ii) Compliance cost of importing and exporting			9.50	8.91	8.91	8.91	8.91
C. Black-market exchange rates	9.80	10.00	10.00	10.00	10.00	10.00	10.00
D. Controls of the movement of capital and people	2.00	8.00	6.11	3.33	2.97	3.51	4.01
(i) Foreign ownership/investment restrictions			9.14	7.57	7.26	7.34	7.31
(ii) Capital controls	2.00	8.00	3.08	2.31	1.54	3.08	4.62
(iii) Freedom of foreigners to visit				0.11	0.11	0.11	0.11
Area 5. Regulation	**6.53**	**8.12**	**7.63**	**8.55**	**7.97**	**7.83**	**7.68**
A. Credit Market regulations	8.38	9.68	10.00	10.00	9.44	9.42	9.60
(i) Ownership of banks	8.00	10.00	10.00	10.00	10.00	10.00	10.00
(ii) Private sector credit	7.14	9.03	10.00	10.00	8.31	8.25	8.80
(iii) Interest rate controls/negative real interest rates	10.00	10.00	10.00	10.00	10.00	10.00	10.00
B. Labor Market regulations		6.56	5.57	8.36	7.74	7.27	6.74
(i) Hiring regulations and minimum wage			4.55	10.00	8.90	8.90	8.90
(ii) Hiring and firing regulations		4.50	3.08	4.60	4.14	3.72	3.08
(iii) Centralized collective bargaining	5.18	5.18	5.52	5.93	5.44	5.09	4.56
(iv) Hours regulations			4.68	10.00	10.00	8.00	6.00
(v) Mandated cost of worker dismissal				9.63	7.93	7.93	7.93
(vi) Conscription	10.00	10.00	10.00	10.00	10.00	10.00	10.00
C. Business regulations			7.33	7.29	6.74	6.80	6.70
(i) Administrative requirements			6.73	3.49	3.64	3.43	2.97
(ii) Bureaucracy costs			6.20	5.32	1.95	1.95	1.95
(iii) Starting a business			7.37	9.92	9.93	9.93	9.91
(iv) Extra payments/bribes/favoritism			9.01	8.94	7.64	7.65	7.45
(v) Licensing restrictions				7.29	8.50	9.07	9.07
(vi) Cost of tax compliance				8.80	8.78	8.78	8.82

Austria

	1980	1990	2000	2005	2010	2011	2012
Chain-Linked	Rating (Rank)	Rating (Rank)	Rating (Rank)	Rating (Rank)	Rating (Rank)	Rating (Rank)	Rating (Rank)
Summary Rating (Rank) ➤	**6.33** (22)	**6.98** (23)	**7.55** (25)	**7.83** (16)	**7.52** (28)	**7.50** (29)	**7.46** (31)
Area 1. Size of Government	2.71 (97)	3.11 (106)	2.77 (122)	5.23 (96)	4.90 (107)	4.99 (104)	4.95 (106)
Area 2. Legal System and Property Rights	8.04 (6)	8.35 (8)	9.34 (5)	9.04 (10)	8.42 (16)	8.34 (16)	8.33 (16)
Area 3. Sound Money	8.40 (13)	9.63 (10)	9.63 (9)	9.55 (17)	9.64 (13)	9.59 (14)	9.54 (17)
Area 4. Freedom to Trade Internationally	6.60 (26)	7.65 (25)	9.11 (13)	8.07 (24)	7.83 (37)	7.77 (35)	7.71 (39)
Area 5. Regulation	6.02 (36)	6.26 (39)	6.91 (39)	7.31 (33)	6.87 (55)	6.86 (62)	6.83 (72)
Unadjusted							
Summary Rating (Rank) ➤	**6.45** (19)	**6.95** (24)	**7.55** (22)	**7.85** (15)	**7.54** (22)	**7.52** (27)	**7.48** (31)
	Rating *(Data)*	Rating *(Data)*	Rating *(Data)*	Rating *(Data)*	Rating *(Data)*	Rating *(Data)*	Rating *(Data)*
Area 1. Size of Government	**3.14**	**3.11**	**2.77**	**5.23**	**4.90**	**4.99**	**4.95**
A. Government consumption	4.46 *(24.82)*	4.40 *(25.03)*	4.16 *(25.86)*	4.58 *(24.44)*	4.07 *(26.16)*	4.21 *(25.70)*	4.21 *(25.70)*
B. Transfers and subsidies	4.11 *(22.10)*	4.03 *(22.40)*	2.93 *(26.44)*	2.84 *(26.78)*	2.02 *(29.78)*	2.24 *(28.99)*	2.09 *(29.52)*
C. Government enterprises and investment	2.00 *(44.50)*	2.00 *(42.00)*	2.00 *(42.00)*	10.00 *(5.21)*	10.00 *(5.31)*	10.00 *(4.56)*	10.00 *(4.62)*
D. Top marginal tax rate	2.00	2.00	2.00	3.50	3.50	3.50	3.50
(i) Top marginal income tax rate	2.00 *(62)*	4.00 *(50)*	4.00 *(50)*	4.00 *(50)*	4.00 *(50)*	4.00 *(50)*	4.00 *(50)*
(ii) Top marginal income and payroll tax rate		0.00 *(62)*	0.00 *(66)*	3.00 *(54)*	3.00 *(54)*	3.00 *(54)*	3.00 *(54)*
Area 2. Legal System and Property Rights	**8.04**	**8.35**	**9.34**	**8.68**	**8.08**	**8.00**	**7.99**
A. Judicial independence			9.02	8.15	7.57	6.99	6.84
B. Impartial courts			9.02	8.56	6.51	6.15	5.95
C. Protection of property rights			8.65	9.08	8.23	8.08	8.15
D. Military interference in rule of law and politics			10.00	10.00	10.00	10.00	10.00
E. Integrity of the legal system			10.00	10.00	10.00	10.00	10.00
F. Legal enforcement of contracts				6.70	6.38	6.38	6.38
G. Regulatory restrictions on sale of real property				7.92	8.09	8.09	8.10
H. Reliability of police				8.63	8.21	8.31	8.21
I. Business costs of crime				9.04	7.74	8.04	8.32
Area 3. Sound Money	**8.40**	**9.63**	**9.63**	**9.55**	**9.64**	**9.59**	**9.54**
A. Money growth	9.97 *(-0.17)*	9.46 *(2.69)*	9.18 *(4.10)*	8.77 *(6.15)*	9.19 *(4.06)*	9.26 *(3.71)*	8.90 *(5.52)*
B. Standard deviation of inflation	9.64 *(0.90)*	9.75 *(0.63)*	9.80 *(0.50)*	9.91 *(0.23)*	9.74 *(0.64)*	9.74 *(0.65)*	9.75 *(0.62)*
C. Inflation: most recent year	9.00 *(5.00)*	9.31 *(3.45)*	9.53 *(2.35)*	9.54 *(2.30)*	9.64 *(1.81)*	9.35 *(3.27)*	9.50 *(2.49)*
D. Freedom to own foreign currency bank accounts	5.00	10.00	10.00	10.00	10.00	10.00	10.00
Area 4. Freedom to Trade Internationally	**6.87**	**7.64**	**9.11**	**8.16**	**7.92**	**7.85**	**7.80**
A. Tariffs	8.61	7.92	9.18	8.39	8.34	8.27	8.21
(i) Revenue from trade taxes (% of trade sector)	9.53 *(0.70)*	9.53 *(0.70)*	9.78 *(0.33)*	9.59 *(0.62)*	9.63 *(0.55)*	9.66 *(0.51)*	9.63 *(0.55)*
(ii) Mean tariff rate	7.68 *(11.60)*	8.26 *(8.70)*	9.52 *(2.40)*	9.46 *(2.70)*	8.98 *(5.10)*	8.94 *(5.30)*	8.90 *(5.50)*
(iii) Standard deviation of tariff rates		5.96 *(10.10)*	8.24 *(4.40)*	6.13 *(9.67)*	6.41 *(8.98)*	6.23 *(9.43)*	6.11 *(9.74)*
B. Regulatory trade barriers			9.15	8.39	7.93	7.73	7.63
(i) Non-tariff trade barriers			8.80	7.84	6.77	6.47	6.34
(ii) Compliance cost of importing and exporting			9.50	8.93	9.08	8.99	8.91
C. Black-market exchange rates	10.00	10.00	10.00	10.00	10.00	10.00	10.00
D. Controls of the movement of capital and people	2.00	5.00	8.11	5.86	5.41	5.41	5.35
(i) Foreign ownership/investment restrictions			9.30	7.93	6.57	6.57	6.39
(ii) Capital controls	2.00	5.00	6.92	3.08	3.08	3.08	3.08
(iii) Freedom of foreigners to visit				6.58	6.58	6.58	6.58
Area 5. Regulation	**5.79**	**6.05**	**6.91**	**7.62**	**7.17**	**7.16**	**7.13**
A. Credit Market regulations	6.96	7.46	9.72	9.75	8.86	9.03	9.00
(i) Ownership of banks	5.00	5.00	10.00	10.00	8.00	8.00	8.00
(ii) Private sector credit	7.88	7.39	9.16	9.24	8.59	9.09	9.01
(iii) Interest rate controls/negative real interest rates	8.00	10.00	10.00	10.00	10.00	10.00	10.00
B. Labor Market regulations	4.63	4.63	3.86	5.91	6.33	6.29	6.20
(i) Hiring regulations and minimum wage			4.56	8.90	10.00	10.00	10.00
(ii) Hiring and firing regulations		4.82	3.05	4.25	4.26	4.19	3.86
(iii) Centralized collective bargaining	4.49	4.49	3.50	2.77	2.71	2.53	2.32
(iv) Hours regulations	4.40	4.22	5.18	6.70	8.00	8.00	8.00
(v) Mandated cost of worker dismissal				9.81	10.00	10.00	10.00
(vi) Conscription	5.00	5.00	3.00	3.00	3.00	3.00	3.00
C. Business regulations			7.16	7.21	6.32	6.16	6.19
(i) Administrative requirements			7.53	4.27	4.21	3.79	3.92
(ii) Bureaucracy costs			7.43	5.54	1.45	1.45	1.45
(iii) Starting a business			5.42	8.85	8.88	8.99	8.99
(iv) Extra payments/bribes/favoritism			8.27	8.92	7.65	7.01	6.96
(v) Licensing restrictions				7.61	7.65	7.65	7.65
(vi) Cost of tax compliance				8.09	8.09	8.09	8.14

Azerbaijan

	1980	1990	2000	2005	2010	2011	2012
Chain-Linked	Rating (Rank)	Rating (Rank)	Rating (Rank)	Rating (Rank)	Rating (Rank)	Rating (Rank)	Rating (Rank)
Summary Rating (Rank) ➤							
Area 1. Size of Government							
Area 2. Legal System and Property Rights							
Area 3. Sound Money							
Area 4. Freedom to Trade Internationally							
Area 5. Regulation							
Unadjusted							
Summary Rating (Rank) ➤				**6.05** (106)	**6.01** (130)	**6.19** (126)	**6.39** (115)
	Rating *(Data)*	Rating *(Data)*	Rating *(Data)*	Rating *(Data)*	Rating *(Data)*	Rating *(Data)*	Rating *(Data)*
Area 1. Size of Government				**5.02**	**4.34**	**4.96**	**4.95**
A. Government consumption				6.00 *(19.61)*	4.12 *(26.00)*	5.47 *(21.40)*	5.68 *(20.70)*
B. Transfers and subsidies			7.09 *(11.19)*	7.09 *(11.19)*	8.26 *(6.88)*	8.38 *(6.45)*	8.12 *(7.39)*
C. Government enterprises and investment				2.00	0.00 *(65.42)*	0.00 *(77.11)*	0.00 *(77.11)*
D. Top marginal tax rate				5.00	5.00	6.00	6.00
(i) Top marginal income tax rate				7.00 *(35)*	7.00 *(35)*	8.00 *(30)*	8.00 *(30)*
(ii) Top marginal income and payroll tax rate				3.00 *(49)*	3.00 *(49)*	4.00 *(45)*	4.00 *(45)*
Area 2. Legal System and Property Rights				**5.87**	**5.97**	**6.05**	**6.18**
A. Judicial independence				2.98	4.05	4.01	3.80
B. Impartial courts				3.40	4.23	4.60	4.63
C. Protection of property rights				4.39	4.73	4.93	4.96
D. Military interference in rule of law and politics				6.67	5.83	5.83	5.83
E. Integrity of the legal system				6.04	5.83	5.83	5.83
F. Legal enforcement of contracts				7.33	7.55	7.55	7.55
G. Regulatory restrictions on sale of real property				8.85	9.73	9.63	9.63
H. Reliability of police				5.75	4.64	5.00	5.54
I. Business costs of crime				7.44	7.14	7.10	7.88
Area 3. Sound Money				**7.25**	**6.25**	**6.45**	**6.86**
A. Money growth				8.57 *(7.17)*	7.01 *(14.97)*	8.78 *(6.09)*	9.19 *(4.06)*
B. Standard deviation of inflation				7.77 *(5.58)*	4.14 *(14.66)*	3.61 *(15.98)*	3.47 *(16.33)*
C. Inflation: most recent year				7.68 *(11.59)*	8.87 *(5.67)*	8.43 *(7.85)*	9.79 *(1.06)*
D. Freedom to own foreign currency bank accounts				5.00	5.00	5.00	5.00
Area 4. Freedom to Trade Internationally				**5.92**	**6.48**	**6.54**	**6.79**
A. Tariffs				6.91	8.13	8.04	7.97
(i) Revenue from trade taxes (% of trade sector)					9.39 *(0.92)*	9.34 *(0.99)*	9.09 *(1.36)*
(ii) Mean tariff rate				7.92 *(10.40)*	8.22 *(8.90)*	8.20 *(9.00)*	8.18 *(9.10)*
(iii) Standard deviation of tariff rates				5.89 *(10.27)*	6.80 *(8.01)*	6.58 *(8.55)*	6.65 *(8.37)*
B. Regulatory trade barriers				3.51	4.47	4.72	5.84
(i) Non-tariff trade barriers				4.38	4.59	4.83	5.42
(ii) Compliance cost of importing and exporting				2.64	4.36	4.61	6.26
C. Black-market exchange rates				10.00	10.00	10.00	10.00
D. Controls of the movement of capital and people				3.25	3.33	3.41	3.34
(i) Foreign ownership/investment restrictions				6.68	5.38	5.61	5.41
(ii) Capital controls				3.08	4.62	4.62	4.62
(iii) Freedom of foreigners to visit				0.00	0.00	0.00	0.00
Area 5. Regulation				**6.19**	**6.99**	**6.93**	**7.15**
A. Credit Market regulations				7.33	8.00	7.67	8.33
(i) Ownership of banks				5.00	5.00	5.00	5.00
(ii) Private sector credit			6.52	7.99	10.00	10.00	10.00
(iii) Interest rate controls/negative real interest rates				9.00	9.00	8.00	10.00
B. Labor Market regulations				6.51	6.69	6.65	6.50
(i) Hiring regulations and minimum wage				6.70	8.33	8.33	8.33
(ii) Hiring and firing regulations				7.78	7.24	7.39	6.53
(iii) Centralized collective bargaining				7.60	7.82	7.41	7.40
(iv) Hours regulations				8.00	8.00	8.00	8.00
(v) Mandated cost of worker dismissal				7.96	7.76	7.76	7.76
(vi) Conscription				1.00	1.00	1.00	1.00
C. Business regulations				4.74	6.28	6.47	6.62
(i) Administrative requirements				3.96	4.48	5.11	5.28
(ii) Bureaucracy costs				5.89	5.72	5.72	5.72
(iii) Starting a business				8.27	9.72	9.72	9.77
(iv) Extra payments/bribes/favoritism				4.65	3.46	3.76	4.38
(v) Licensing restrictions				5.67	6.85	6.93	6.95
(vi) Cost of tax compliance				0.00	7.48	7.60	7.60

Bahamas

	1980	1990	2000	2005	2010	2011	2012
Chain-Linked	Rating (Rank)	Rating (Rank)	Rating (Rank)	Rating (Rank)	Rating (Rank)	Rating (Rank)	Rating (Rank)
Summary Rating (Rank) ➤	**6.26** (23)	**6.43** (33)	**6.69** (60)	**6.86** (66)	**6.70** (75)	**6.66** (77)	**6.63** (80)
Area 1. Size of Government	8.45 (6)	8.51 (3)	7.79 (16)	8.06 (19)	8.13 (14)	8.15 (17)	8.14 (15)
Area 2. Legal System and Property Rights		5.70 (48)	6.35 (55)	6.79 (43)	6.08 (57)	6.12 (56)	6.17 (53)
Area 3. Sound Money	6.25 (54)	7.02 (44)	6.87 (87)	6.82 (92)	7.30 (85)	7.11 (93)	7.08 (89)
Area 4. Freedom to Trade Internationally	3.40 (61)	3.59 (82)	4.96 (113)	5.20 (112)	4.84 (117)	4.81 (119)	4.83 (115)
Area 5. Regulation	6.98 (13)	7.41 (12)	7.51 (13)	7.41 (27)	7.30 (31)	7.25 (39)	7.06 (51)
Unadjusted							
Summary Rating (Rank) ➤	**6.28** (24)	**6.46** (33)	**6.69** (58)	**7.43** (36)	**7.47** (28)	**7.43** (37)	**7.39** (40)
	Rating *(Data)*	Rating *(Data)*	Rating *(Data)*	Rating *(Data)*	Rating *(Data)*	Rating *(Data)*	Rating *(Data)*
Area 1. Size of Government	**8.45**	**8.51**	**7.79**	**8.06**	**8.13**	**8.15**	**8.14**
A. Government consumption	6.81 *(16.85)*	7.18 *(15.60)*	5.18 *(22.40)*	6.46 *(18.04)*	6.56 *(17.70)*	6.62 *(17.50)*	6.62 *(17.50)*
B. Transfers and subsidies	10.00 *(0.50)*	9.86 *(1.00)*	8.97 *(4.29)*	8.78 *(4.96)*	8.97 *(4.28)*	9.00 *(4.18)*	8.95 *(4.36)*
C. Government enterprises and investment	7.00 *(24.20)*	7.00 *(24.20)*	7.00	7.00	7.00	7.00	7.00
D. Top marginal tax rate	10.00	10.00	10.00	10.00	10.00	10.00	10.00
(i) Top marginal income tax rate	10.00 *(0)*	10.00 *(0)*	10.00 *(0)*	10.00 *(0)*	10.00 *(0)*	10.00 *(0)*	10.00 *(0)*
(ii) Top marginal income and payroll tax rate			10.00 *(5-9)*	10.00 *(5-9)*	10.00 *(10)*	10.00 *(10)*	10.00 *(9)*
Area 2. Legal System and Property Rights		**5.70**	**6.35**	**8.47**	**6.57**	**6.61**	**6.66**
A. Judicial independence			5.00				
B. Impartial courts			7.07	7.90	6.80	6.80	6.60
C. Protection of property rights			3.00				
D. Military interference in rule of law and politics			10.00	10.00	10.00	10.00	10.00
E. Integrity of the legal system			6.67	7.50	7.50	7.50	7.50
F. Legal enforcement of contracts					5.49	5.49	5.49
G. Regulatory restrictions on sale of real property					3.06	3.26	3.72
H. Reliability of police							
I. Business costs of crime							
Area 3. Sound Money	**6.25**	**7.02**	**6.87**	**6.82**	**7.30**	**7.11**	**7.08**
A. Money growth	8.43 *(7.84)*	9.38 *(3.08)*	8.05 *(9.74)*	8.61 *(6.95)*	9.93 *(0.34)*	9.76 *(1.20)*	9.33 *(3.33)*
B. Standard deviation of inflation	8.58 *(3.54)*	9.32 *(1.70)*	9.64 *(0.90)*	8.97 *(2.57)*	9.53 *(1.18)*	9.32 *(1.71)*	9.38 *(1.55)*
C. Inflation: most recent year	8.00 *(10.01)*	9.37 *(3.16)*	9.79 *(1.04)*	9.68 *(1.59)*	9.73 *(1.34)*	9.37 *(3.17)*	9.61 *(1.97)*
D. Freedom to own foreign currency bank accounts	0.00	0.00	0.00	0.00	0.00	0.00	0.00
Area 4. Freedom to Trade Internationally	**3.44**	**3.67**	**4.96**	**6.37**	**6.38**	**6.34**	**6.37**
A. Tariffs	4.32	3.60	3.33	4.26	3.27	3.15	3.24
(i) Revenue from trade taxes (% of trade sector)	4.60 *(8.10)*	3.60 *(9.60)*	3.67 *(9.50)*	4.14 *(8.79)*	4.04 *(8.94)*	3.67 *(9.50)*	3.93 *(9.10)*
(ii) Mean tariff rate	4.04 *(29.80)*		3.00 *(35.00)*	3.96 *(30.20)*	2.82 *(35.90)*	2.82 *(35.90)*	2.82 *(35.90)*
(iii) Standard deviation of tariff rates				4.68 *(13.29)*	2.96 *(17.59)*	2.96 *(17.59)*	2.96 *(17.59)*
B. Regulatory trade barriers					7.76	7.76	7.76
(i) Non-tariff trade barriers							
(ii) Compliance cost of importing and exporting					7.76	7.76	7.76
C. Black-market exchange rates	6.00	7.40	10.00	10.00	10.00	10.00	10.00
D. Controls of the movement of capital and people	0.00	0.00	1.54	4.85	4.47	4.47	4.47
(i) Foreign ownership/investment restrictions							
(ii) Capital controls	0.00	0.00	1.54	1.54	0.77	0.77	0.77
(iii) Freedom of foreigners to visit				8.16	8.16	8.16	8.16
Area 5. Regulation	**6.98**	**7.41**	**7.51**	**7.41**	**8.97**	**8.91**	**8.68**
A. Credit Market regulations	8.62	9.73	10.00	9.76	9.31	9.13	8.36
(i) Ownership of banks	10.00	10.00	10.00	10.00	10.00	10.00	10.00
(ii) Private sector credit	7.86	9.20	10.00	9.28	7.94	7.38	5.07
(iii) Interest rate controls/negative real interest rates	8.00	10.00	10.00	10.00	10.00	10.00	10.00
B. Labor Market regulations					8.86	8.86	8.86
(i) Hiring regulations and minimum wage					8.90	8.90	8.90
(ii) Hiring and firing regulations							
(iii) Centralized collective bargaining							
(iv) Hours regulations					10.00	10.00	10.00
(v) Mandated cost of worker dismissal					6.55	6.55	6.55
(vi) Conscription	10.00	10.00	10.00	10.00	10.00	10.00	10.00
C. Business regulations					8.73	8.74	8.82
(i) Administrative requirements							
(ii) Bureaucracy costs							
(iii) Starting a business					8.92	8.90	9.14
(iv) Extra payments/bribes/favoritism							
(v) Licensing restrictions					7.91	7.97	7.97
(vi) Cost of tax compliance					9.35	9.35	9.35

Bahrain

	1980	1990	2000	2005	2010	2011	2012
Chain-Linked	Rating (Rank)	Rating (Rank)	Rating (Rank)	Rating (Rank)	Rating (Rank)	Rating (Rank)	Rating (Rank)
Summary Rating (Rank) ➤	**7.42** (7)	**6.91** (25)	**7.74** (16)	**7.39** (38)	**7.69** (17)	**7.71** (17)	**7.53** (27)
Area 1. Size of Government	7.26 (10)	5.91 (46)	6.80 (43)	6.48 (69)	7.04 (42)	6.84 (50)	6.74 (56)
Area 2. Legal System and Property Rights		5.70 (47)	6.54 (49)	5.84 (62)	6.94 (39)	6.76 (46)	6.25 (51)
Area 3. Sound Money	8.10 (18)	8.79 (22)	9.12 (35)	8.82 (49)	8.39 (66)	8.55 (61)	8.61 (63)
Area 4. Freedom to Trade Internationally	7.13 (18)	7.09 (30)	8.71 (23)	8.57 (11)	8.91 (3)	8.81 (4)	8.60 (8)
Area 5. Regulation	7.23 (7)	7.05 (18)	7.51 (13)	7.23 (38)	7.20 (33)	7.57 (22)	7.41 (33)
Unadjusted							
Summary Rating (Rank) ➤	**7.39** (7)	**6.91** (26)	**7.74** (20)	**7.20** (53)	**7.74** (15)	**7.76** (13)	**7.57** (25)
	Rating *(Data)*	Rating *(Data)*	Rating *(Data)*	Rating *(Data)*	Rating *(Data)*	Rating *(Data)*	Rating *(Data)*
Area 1. Size of Government	**7.26**	**5.91**	**6.80**	**6.48**	**7.04**	**6.84**	**6.74**
A. Government consumption	3.25 *(28.95)*	0.00 *(43.78)*	3.78 *(27.15)*	2.94 *(29.99)*	4.74 *(23.90)*	4.06 *(26.20)*	3.65 *(27.60)*
B. Transfers and subsidies	9.81 *(1.20)*	9.64 *(1.80)*	9.43 *(2.59)*	8.99 *(4.21)*	9.44 *(2.56)*	9.30 *(3.06)*	9.30 *(3.06)*
C. Government enterprises and investment	6.00 *(29.80)*	4.00 *(31.70)*	4.00 *(31.70)*	4.00	4.00	4.00	4.00
D. Top marginal tax rate	10.00	10.00	10.00	10.00	10.00	10.00	10.00
(i) Top marginal income tax rate	10.00 *(0)*	10.00 *(0)*	10.00 *(0)*	10.00 *(0)*	10.00 *(0)*	10.00 *(0)*	10.00 *(0)*
(ii) Top marginal income and payroll tax rate		10.00 *(0)*			10.00 *(17)*	10.00 *(17)*	10.00 *(17)*
Area 2. Legal System and Property Rights		**5.70**	**6.54**	**5.76**	**7.00**	**6.81**	**6.30**
A. Judicial independence				4.07	7.18	6.79	5.86
B. Impartial courts			6.30	4.12	6.02	5.91	5.09
C. Protection of property rights				6.62	7.86	7.78	7.51
D. Military interference in rule of law and politics			5.00	5.00	5.00	5.00	5.00
E. Integrity of the legal system			8.33	8.33	8.33	8.33	7.50
F. Legal enforcement of contracts					4.79	4.79	4.79
G. Regulatory restrictions on sale of real property					8.53	8.53	8.53
H. Reliability of police				5.70	7.96	7.60	6.65
I. Business costs of crime				6.48	7.31	6.58	5.75
Area 3. Sound Money	**8.10**	**8.79**	**9.12**	**8.82**	**8.39**	**8.55**	**8.61**
A. Money growth	6.38 *(18.10)*	9.60 *(1.99)*	9.71 *(1.46)*	8.40 *(7.99)*	8.56 *(7.20)*	8.86 *(5.68)*	9.63 *(1.86)*
B. Standard deviation of inflation	6.81 *(7.98)*	6.92 *(7.71)*	6.91 *(7.73)*	7.38 *(6.54)*	5.40 *(11.50)*	5.39 *(11.52)*	5.35 *(11.64)*
C. Inflation: most recent year	9.22 *(3.90)*	8.63 *(6.84)*	9.86 *(-0.70)*	9.48 *(2.59)*	9.61 *(1.96)*	9.93 *(-0.36)*	9.45 *(2.75)*
D. Freedom to own foreign currency bank accounts	10.00	10.00	10.00	10.00	10.00	10.00	10.00
Area 4. Freedom to Trade Internationally	**7.13**	**7.09**	**8.71**	**7.65**	**7.98**	**7.89**	**7.70**
A. Tariffs	9.39	9.27	9.19	8.37	8.22	8.39	8.46
(i) Revenue from trade taxes (% of trade sector)	9.39 *(0.91)*	9.27 *(1.10)*	9.19 *(1.21)*	8.83 *(1.75)*	9.42 *(0.87)*	9.51 *(0.73)*	9.51 *(0.73)*
(ii) Mean tariff rate				8.98 *(5.10)*	8.98 *(5.10)*	8.98 *(5.10)*	9.00 *(5.00)*
(iii) Standard deviation of tariff rates				7.31 *(6.73)*	6.26 *(9.36)*	6.67 *(8.31)*	6.86 *(7.85)*
B. Regulatory trade barriers				7.59	8.29	7.78	7.39
(i) Non-tariff trade barriers				7.59	8.28	7.26	6.47
(ii) Compliance cost of importing and exporting					8.31	8.31	8.31
C. Black-market exchange rates	10.00	10.00	10.00	10.00	10.00	10.00	10.00
D. Controls of the movement of capital and people	2.00	2.00	6.92	4.62	5.40	5.39	4.96
(i) Foreign ownership/investment restrictions				7.14	8.15	8.10	7.64
(ii) Capital controls	2.00	2.00	6.92	6.15	7.50	7.50	6.67
(iii) Freedom of foreigners to visit				0.57	0.57	0.57	0.57
Area 5. Regulation	**7.07**	**7.05**	**7.51**	**7.29**	**8.27**	**8.69**	**8.51**
A. Credit Market regulations	8.71	8.80	10.00	10.00	8.30	9.56	9.80
(i) Ownership of banks	8.00	8.00	10.00	10.00	10.00	10.00	10.00
(ii) Private sector credit	9.42	8.41	10.00	10.00	7.89	9.69	9.39
(iii) Interest rate controls/negative real interest rates		10.00	10.00	10.00	7.00	9.00	10.00
B. Labor Market regulations				7.03	8.87	8.90	8.33
(i) Hiring regulations and minimum wage					10.00	10.00	8.33
(ii) Hiring and firing regulations				3.25	4.79	5.02	5.45
(iii) Centralized collective bargaining				7.85	8.42	8.38	8.18
(iv) Hours regulations					10.00	10.00	8.00
(v) Mandated cost of worker dismissal					10.00	10.00	10.00
(vi) Conscription	10.00	10.00	10.00	10.00	10.00	10.00	10.00
C. Business regulations				4.83	7.64	7.62	7.41
(i) Administrative requirements				4.04	6.45	6.31	5.67
(ii) Bureaucracy costs				2.93	3.25	3.25	3.25
(iii) Starting a business					8.85	8.95	8.96
(iv) Extra payments/bribes/favoritism				7.51	7.72	7.64	7.09
(v) Licensing restrictions					9.98	9.98	9.92
(vi) Cost of tax compliance					9.60	9.60	9.60

Bangladesh

	1980	1990	2000	2005	2010	2011	2012
Chain-Linked	Rating (Rank)	Rating (Rank)	Rating (Rank)	Rating (Rank)	Rating (Rank)	Rating (Rank)	Rating (Rank)
Summary Rating (Rank) ➤	**3.38** (96)	**4.57** (91)	**6.02** (86)	**6.17** (89)	**6.47** (85)	**6.45** (87)	**6.42** (89)
Area 1. Size of Government	4.52 (70)	7.37 (11)	8.07 (11)	8.62 (7)	8.84 (4)	8.82 (5)	8.84 (6)
Area 2. Legal System and Property Rights	2.26 (79)	2.17 (107)	3.23 (115)	3.35 (109)	4.09 (100)	4.04 (103)	3.67 (107)
Area 3. Sound Money	4.64 (95)	6.95 (49)	7.02 (79)	6.65 (97)	6.48 (108)	6.49 (108)	6.72 (100)
Area 4. Freedom to Trade Internationally	0.00 (91)	0.24 (103)	5.71 (96)	5.77 (94)	6.04 (94)	6.06 (94)	6.05 (94)
Area 5. Regulation	4.87 (74)	5.72 (56)	6.06 (79)	6.46 (81)	6.97 (46)	6.93 (57)	6.83 (73)
Unadjusted							
Summary Rating (Rank) ➤	**3.34** (101)	**4.50** (92)	**6.02** (82)	**6.08** (104)	**6.38** (113)	**6.36** (116)	**6.33** (119)
	Rating *(Data)*	Rating *(Data)*	Rating *(Data)*	Rating *(Data)*	Rating *(Data)*	Rating *(Data)*	Rating *(Data)*
Area 1. Size of Government	**4.30**	**7.00**	**8.07**	**8.62**	**8.84**	**8.82**	**8.84**
A. Government consumption	9.89 *(6.38)*	10.00 *(4.82)*	10.00 *(5.60)*	9.69 *(7.04)*	9.79 *(6.70)*	9.65 *(7.20)*	9.74 *(6.90)*
B. Transfers and subsidies			9.28 *(3.15)*	9.78 *(1.29)*	9.56 *(2.10)*	9.62 *(1.90)*	9.62 *(1.90)*
C. Government enterprises and investment	2.00 *(44.40)*	2.00 *(47.10)*	4.00 *(30.03)*	6.00 *(25.30)*	7.00 *(20.54)*	7.00 *(22.42)*	7.00 *(24.48)*
D. Top marginal tax rate	1.00	9.00	9.00	9.00	9.00	9.00	9.00
(i) Top marginal income tax rate	1.00 *(60)*	9.00 *(25)*	9.00 *(25)*	9.00 *(25)*	9.00 *(25)*	9.00 *(25)*	9.00 *(25)*
(ii) Top marginal income and payroll tax rate		9.00 *(25)*	9.00 *(25)*	9.00 *(25)*	9.00 *(25)*	9.00 *(25)*	9.00 *(25)*
Area 2. Legal System and Property Rights	**2.54**	**2.44**	**3.23**	**2.96**	**3.61**	**3.56**	**3.23**
A. Judicial independence				2.48	3.70	3.07	2.39
B. Impartial courts			4.22	2.97	3.70	4.04	3.69
C. Protection of property rights			2.02	4.70	4.44	4.38	3.93
D. Military interference in rule of law and politics			3.33	4.58	4.17	4.17	4.17
E. Integrity of the legal system			3.33	3.33	3.33	3.33	3.33
F. Legal enforcement of contracts				1.15	1.15	1.15	0.94
G. Regulatory restrictions on sale of real property				1.61	3.20	3.13	3.17
H. Reliability of police				2.27	3.44	3.27	2.72
I. Business costs of crime				3.52	5.32	5.53	4.77
Area 3. Sound Money	**4.64**	**6.95**	**7.02**	**6.65**	**6.48**	**6.49**	**6.72**
A. Money growth	7.03 *(14.86)*	9.62 *(1.89)*	9.07 *(4.64)*	8.55 *(7.24)*	8.08 *(9.61)*	8.48 *(7.58)*	8.54 *(7.32)*
B. Standard deviation of inflation	4.23 *(14.43)*	9.16 *(2.10)*	9.46 *(1.36)*	9.45 *(1.38)*	9.48 *(1.30)*	9.61 *(0.97)*	9.57 *(1.07)*
C. Inflation: most recent year	7.32 *(13.39)*	9.03 *(4.87)*	9.56 *(2.21)*	8.59 *(7.04)*	8.37 *(8.13)*	7.86 *(10.71)*	8.76 *(6.22)*
D. Freedom to own foreign currency bank accounts	0.00	0.00	0.00	0.00	0.00	0.00	0.00
Area 4. Freedom to Trade Internationally	**0.18**	**0.21**	**5.71**	**5.77**	**6.04**	**6.05**	**6.05**
A. Tariffs	0.53	0.64	5.19	5.76	6.41	6.59	6.59
(i) Revenue from trade taxes (% of trade sector)	1.07 *(13.40)*	1.93 *(12.10)*	5.33 *(7.00)*	4.12 *(8.82)*	5.65 *(6.52)*	6.29 *(5.56)*	6.29 *(5.56)*
(ii) Mean tariff rate	0.00 *(99.90)*	0.00 *(102.20)*	5.68 *(21.60)*	6.64 *(16.80)*	7.06 *(14.70)*	7.12 *(14.40)*	7.12 *(14.40)*
(iii) Standard deviation of tariff rates		0.00 *(50.40)*	4.56 *(13.60)*	6.53 *(8.66)*	6.53 *(8.67)*	6.37 *(9.07)*	6.37 *(9.07)*
B. Regulatory trade barriers			4.73	4.54	5.72	5.64	5.75
(i) Non-tariff trade barriers			4.73	5.40	5.32	5.33	5.62
(ii) Compliance cost of importing and exporting				3.67	6.13	5.95	5.88
C. Black-market exchange rates	0.00	0.00	10.00	10.00	10.00	10.00	10.00
D. Controls of the movement of capital and people	0.00	0.00	2.93	2.76	2.00	1.98	1.84
(i) Foreign ownership/investment restrictions			5.86	7.52	6.01	5.94	5.52
(ii) Capital controls	0.00	0.00	0.00	0.77	0.00	0.00	0.00
(iii) Freedom of foreigners to visit				0.00	0.00	0.00	0.00
Area 5. Regulation	**5.03**	**5.91**	**6.06**	**6.42**	**6.94**	**6.89**	**6.79**
A. Credit Market regulations	3.44	5.76	6.68	8.21	8.24	8.24	7.95
(i) Ownership of banks	0.00	0.00	2.00	5.00	5.00	5.00	5.00
(ii) Private sector credit	4.31	7.28	8.05	9.64	9.73	9.72	8.85
(iii) Interest rate controls/negative real interest rates	6.00	10.00	10.00	10.00	10.00	10.00	10.00
B. Labor Market regulations			6.55	6.76	6.68	6.58	6.51
(i) Hiring regulations and minimum wage			4.60	6.70	5.57	5.57	5.57
(ii) Hiring and firing regulations			4.97	6.00	6.23	6.19	5.82
(iii) Centralized collective bargaining			6.63	7.52	6.94	6.35	6.31
(iv) Hours regulations				10.00	10.00	10.00	10.00
(v) Mandated cost of worker dismissal				0.36	1.37	1.37	1.37
(vi) Conscription	10.00	10.00	10.00	10.00	10.00	10.00	10.00
C. Business regulations			4.94	4.29	5.89	5.85	5.92
(i) Administrative requirements			7.55	2.40	3.40	3.66	3.67
(ii) Bureaucracy costs			5.73	2.40	6.30	6.30	6.30
(iii) Starting a business			4.58	7.85	9.07	9.13	9.45
(iv) Extra payments/bribes/favoritism			1.91	2.35	2.58	2.00	2.06
(v) Licensing restrictions				5.22	7.36	7.41	7.44
(vi) Cost of tax compliance				5.52	6.61	6.61	6.61

Barbados

	1980	1990	2000	2005	2010	2011	2012
Chain-Linked	Rating (Rank)	Rating (Rank)	Rating (Rank)	Rating (Rank)	Rating (Rank)	Rating (Rank)	Rating (Rank)
Summary Rating (Rank) ➤	**5.66** (38)	**6.15** (38)	**6.20** (78)	**6.42** (80)	**6.38** (92)	**6.34** (93)	**6.43** (88)
Area 1. Size of Government	6.04 (22)	6.42 (32)	6.85 (39)	6.59 (65)	6.70 (56)	6.71 (58)	7.01 (43)
Area 2. Legal System and Property Rights		5.90 (41)	5.20 (76)	6.52 (51)	6.54 (48)	6.26 (55)	6.10 (55)
Area 3. Sound Money	5.06 (90)	6.67 (57)	6.70 (91)	6.29 (107)	6.33 (112)	6.08 (116)	6.34 (116)
Area 4. Freedom to Trade Internationally	4.87 (44)	4.96 (59)	5.33 (103)	5.56 (104)	5.67 (104)	6.00 (96)	5.81 (98)
Area 5. Regulation	6.45 (24)	6.84 (22)	6.89 (41)	6.88 (59)	6.35 (91)	6.32 (94)	6.65 (83)
Unadjusted							
Summary Rating (Rank) ➤	**5.72** (36)	**6.06** (41)	**6.20** (75)	**6.81** (74)	**6.79** (85)	**6.76** (90)	**6.86** (85)
	Rating *(Data)*	Rating *(Data)*	Rating *(Data)*	Rating *(Data)*	Rating *(Data)*	Rating *(Data)*	Rating *(Data)*
Area 1. Size of Government	**6.27**	**6.42**	**6.85**	**6.59**	**6.70**	**6.71**	**7.01**
A. Government consumption	6.09 *(19.28)*	4.69 *(24.07)*	3.91 *(26.70)*	4.44 *(24.92)*	5.56 *(21.10)*	5.62 *(20.90)*	6.82 *(16.80)*
B. Transfers and subsidies	10.00 *(0.20)*	10.00 *(0.50)*	10.00 *(0.00)*	8.43 *(6.28)*	6.23 *(14.35)*	6.23 *(14.35)*	6.23 *(14.35)*
C. Government enterprises and investment	8.00 *(19.00)*	8.00 *(18.30)*	10.00 *(12.00)*	10.00 *(3.68)*	10.00 *(3.68)*	10.00 *(3.68)*	10.00
D. Top marginal tax rate	1.00	3.00	3.50	3.50	5.00	5.00	5.00
(i) Top marginal income tax rate	1.00 *(60)*	4.00 *(50)*	5.00 *(40)*	5.00 *(40)*	7.00 *(35)*	7.00 *(35)*	7.00 *(35)*
(ii) Top marginal income and payroll tax rate		2.00 *(54)*	2.00 *(53)*	2.00 *(53)*	3.00 *(47)*	3.00 *(47)*	3.00 *(47)*
Area 2. Legal System and Property Rights		**5.70**	**5.20**	**7.65**	**7.79**	**6.66**	**6.49**
A. Judicial independence			5.00	8.12	8.20	7.89	7.51
B. Impartial courts			7.61	7.15	6.26	5.97	5.61
C. Protection of property rights			3.00	7.35	8.04	7.30	6.73
D. Military interference in rule of law and politics				9.40	9.20	9.20	9.50
E. Integrity of the legal system							
F. Legal enforcement of contracts						3.80	3.80
G. Regulatory restrictions on sale of real property						4.71	5.27
H. Reliability of police				7.22	8.34	8.11	7.79
I. Business costs of crime				6.64	6.70	6.31	5.72
Area 3. Sound Money	**5.06**	**6.67**	**6.70**	**6.29**	**6.33**	**6.08**	**6.34**
A. Money growth	7.17 *(14.16)*	9.12 *(4.38)*	7.89 *(10.55)*	7.66 *(11.68)*	8.22 *(8.88)*	8.22 *(8.88)*	8.22 *(8.88)*
B. Standard deviation of inflation	7.59 *(6.03)*	8.64 *(3.39)*	9.40 *(1.50)*	8.70 *(3.26)*	8.26 *(4.36)*	7.99 *(5.01)*	8.04 *(4.91)*
C. Inflation: most recent year	5.49 *(22.56)*	8.91 *(5.45)*	9.51 *(2.44)*	8.78 *(6.08)*	8.84 *(5.82)*	8.11 *(9.43)*	9.09 *(4.53)*
D. Freedom to own foreign currency bank accounts	0.00	0.00	0.00	0.00	0.00	0.00	0.00
Area 4. Freedom to Trade Internationally	**5.11**	**4.69**	**5.33**	**6.66**	**6.80**	**7.58**	**7.34**
A. Tariffs	7.53	6.06	6.20	5.63	5.80	7.20	6.03
(i) Revenue from trade taxes (% of trade sector)	7.53 *(3.70)*	7.60 *(3.60)*		7.90 *(3.16)*	8.35 *(2.47)*	8.35 *(2.47)*	8.35 *(2.47)*
(ii) Mean tariff rate			6.20 *(19.00)*	7.30 *(13.50)*	7.30 *(13.50)*	7.86 *(10.70)*	7.52 *(12.40)*
(iii) Standard deviation of tariff rates		4.52 *(13.70)*		1.68 *(20.79)*	1.74 *(20.66)*	5.38 *(11.56)*	2.21 *(19.47)*
B. Regulatory trade barriers				5.21	5.79	7.34	7.61
(i) Non-tariff trade barriers				5.21	5.79	5.77	6.31
(ii) Compliance cost of importing and exporting						8.91	8.91
C. Black-market exchange rates	7.80	8.00	9.80	10.00	10.00	10.00	10.00
D. Controls of the movement of capital and people	0.00	0.00	0.00	5.81	5.62	5.77	5.71
(i) Foreign ownership/investment restrictions				7.42	6.85	7.31	7.14
(ii) Capital controls	0.00	0.00	0.00	0.00	0.00	0.00	0.00
(iii) Freedom of foreigners to visit				10.00	10.00	10.00	10.00
Area 5. Regulation	**6.45**	**6.84**	**6.89**	**6.86**	**6.33**	**6.76**	**7.11**
A. Credit Market regulations	7.19	8.25	8.37	8.34	6.24	6.24	7.38
(i) Ownership of banks	8.00	8.00	8.00	8.00	8.00	8.00	8.00
(ii) Private sector credit	7.58	6.74	7.11	7.02	0.71	0.71	4.13
(iii) Interest rate controls/negative real interest rates	6.00	10.00	10.00	10.00	10.00	10.00	10.00
B. Labor Market regulations				7.21	6.93	7.69	7.70
(i) Hiring regulations and minimum wage						8.90	8.90
(ii) Hiring and firing regulations				5.03	4.85	5.40	5.18
(iii) Centralized collective bargaining				6.61	5.94	6.15	6.43
(iv) Hours regulations						10.00	10.00
(v) Mandated cost of worker dismissal						5.68	5.68
(vi) Conscription	10.00	10.00	10.00	10.00	10.00	10.00	10.00
C. Business regulations				5.03	5.82	6.36	6.25
(i) Administrative requirements				4.01	6.13	5.64	5.29
(ii) Bureaucracy costs				3.43	4.09	4.09	4.09
(iii) Starting a business						9.35	9.35
(iv) Extra payments/bribes/favoritism				7.64	7.24	6.76	6.44
(v) Licensing restrictions						4.98	4.98
(vi) Cost of tax compliance						7.34	7.34

Belgium

	1980	1990	2000	2005	2010	2011	2012
Chain-Linked	Rating (Rank)	Rating (Rank)	Rating (Rank)	Rating (Rank)	Rating (Rank)	Rating (Rank)	Rating (Rank)
Summary Rating (Rank) ➤	**7.06** (10)	**7.35** (14)	**7.89** (15)	**7.54** (33)	**7.47** (32)	**7.44** (32)	**7.40** (38)
Area 1. Size of Government	3.42 (92)	4.19 (91)	4.57 (102)	4.34 (114)	3.99 (117)	3.93 (116)	3.92 (118)
Area 2. Legal System and Property Rights	7.83 (9)	8.35 (13)	8.29 (19)	7.93 (21)	8.05 (21)	8.07 (20)	8.06 (20)
Area 3. Sound Money	9.58 (2)	9.74 (3)	9.62 (10)	9.53 (21)	9.69 (5)	9.67 (6)	9.65 (11)
Area 4. Freedom to Trade Internationally	9.12 (3)	9.15 (7)	9.30 (9)	8.30 (16)	8.22 (19)	8.16 (21)	8.05 (25)
Area 5. Regulation	5.48 (52)	5.43 (69)	7.65 (11)	7.56 (20)	7.34 (27)	7.33 (34)	7.31 (39)
Unadjusted							
Summary Rating (Rank) ➤	**7.35** (9)	**7.56** (12)	**7.89** (15)	**7.41** (39)	**7.34** (41)	**7.31** (45)	**7.27** (53)
	Rating *(Data)*	Rating *(Data)*	Rating *(Data)*	Rating *(Data)*	Rating *(Data)*	Rating *(Data)*	Rating *(Data)*
Area 1. Size of Government	**3.62**	**4.19**	**4.57**	**4.34**	**3.99**	**3.93**	**3.92**
A. Government consumption	5.43 *(21.55)*	6.44 *(18.10)*	3.45 *(28.26)*	2.95 *(29.96)*	2.53 *(31.39)*	2.47 *(31.60)*	2.35 *(32.00)*
B. Transfers and subsidies	3.05 *(26.00)*	3.32 *(25.00)*	3.81 *(23.21)*	3.39 *(24.77)*	2.43 *(28.29)*	2.23 *(29.00)*	2.33 *(28.66)*
C. Government enterprises and investment	6.00 *(26.80)*	6.00 *(27.00)*	10.00 *(11.86)*	10.00 *(8.70)*	10.00 *(8.11)*	10.00 *(8.50)*	10.00 *(8.83)*
D. Top marginal tax rate	0.00	1.00	1.00	1.00	1.00	1.00	1.00
(i) Top marginal income tax rate	0.00 *(76)*	2.00 *(55-61)*	2.00 *(58-62.7)*	2.00 *(50-55)*	2.00 *(50-55)*	2.00 *(50-55)*	2.00 *(50-55)*
(ii) Top marginal income and payroll tax rate		0.00 *(70)*	0.00 *(71)*	0.00 *(67-71)*	0.00 *(68-71)*	0.00 *(68-71)*	0.00 *(67-70)*
Area 2. Legal System and Property Rights	**7.83**	**8.35**	**8.29**	**6.97**	**7.08**	**7.10**	**7.09**
A. Judicial independence			7.35	6.98	7.11	7.06	7.38
B. Impartial courts			8.18	6.32	5.22	5.28	5.23
C. Protection of property rights			7.57	8.20	7.28	7.10	7.35
D. Military interference in rule of law and politics			10.00	10.00	10.00	10.00	10.00
E. Integrity of the legal system			8.33	8.33	8.33	8.33	8.33
F. Legal enforcement of contracts				5.65	5.58	5.58	5.58
G. Regulatory restrictions on sale of real property				3.33	4.62	4.62	4.62
H. Reliability of police				7.03	7.70	7.92	7.72
I. Business costs of crime				6.91	7.87	7.98	7.56
Area 3. Sound Money	**9.58**	**9.74**	**9.62**	**9.53**	**9.69**	**9.67**	**9.65**
A. Money growth	9.78 *(1.10)*	9.97 *(0.17)*	9.10 *(4.48)*	8.79 *(6.06)*	9.35 *(3.25)*	9.51 *(2.43)*	9.31 *(3.43)*
B. Standard deviation of inflation	9.38 *(1.56)*	9.62 *(0.95)*	9.89 *(0.28)*	9.89 *(0.28)*	9.87 *(0.34)*	9.86 *(0.35)*	9.85 *(0.37)*
C. Inflation: most recent year	9.16 *(4.18)*	9.37 *(3.14)*	9.49 *(2.54)*	9.44 *(2.78)*	9.56 *(2.19)*	9.29 *(3.53)*	9.43 *(2.84)*
D. Freedom to own foreign currency bank accounts	10.00	10.00	10.00	10.00	10.00	10.00	10.00
Area 4. Freedom to Trade Internationally	**9.67**	**9.49**	**9.30**	**8.29**	**8.21**	**8.14**	**8.04**
A. Tariffs	9.02	8.46	9.18	8.39	8.34	8.27	8.21
(i) Revenue from trade taxes (% of trade sector)	9.80 *(0.30)*	9.73 *(0.40)*	9.78 *(0.33)*	9.59 *(0.62)*	9.63 *(0.55)*	9.66 *(0.51)*	9.63 *(0.55)*
(ii) Mean tariff rate	8.24 *(8.80)*	8.52 *(7.40)*	9.52 *(2.40)*	9.46 *(2.70)*	8.98 *(5.10)*	8.94 *(5.30)*	8.90 *(5.50)*
(iii) Standard deviation of tariff rates		7.12 *(7.20)*	8.24 *(4.40)*	6.13 *(9.67)*	6.41 *(8.98)*	6.23 *(9.43)*	6.11 *(9.74)*
B. Regulatory trade barriers			8.86	8.07	8.34	8.08	7.82
(i) Non-tariff trade barriers			8.22	7.21	7.69	7.32	6.73
(ii) Compliance cost of importing and exporting			9.50	8.93	8.99	8.85	8.91
C. Black-market exchange rates	10.00	10.00	10.00	10.00	10.00	10.00	10.00
D. Controls of the movement of capital and people	10.00	10.00	9.17	6.69	6.15	6.21	6.11
(i) Foreign ownership/investment restrictions			9.87	8.10	7.25	7.45	7.14
(ii) Capital controls	10.00	10.00	8.46	5.38	4.62	4.62	4.62
(iii) Freedom of foreigners to visit				6.58	6.58	6.58	6.58
Area 5. Regulation	**6.05**	**6.02**	**7.65**	**7.94**	**7.71**	**7.70**	**7.68**
A. Credit Market regulations	8.60	8.40	10.00	9.61	9.45	9.47	9.41
(i) Ownership of banks	10.00	10.00	10.00	10.00	10.00	10.00	10.00
(ii) Private sector credit	5.80	5.21	10.00	8.84	8.34	8.40	8.24
(iii) Interest rate controls/negative real interest rates	10.00	10.00	10.00	10.00	10.00	10.00	10.00
B. Labor Market regulations	3.49	3.63	5.01	6.64	7.38	7.40	7.41
(i) Hiring regulations and minimum wage			5.12	8.90	8.90	8.90	8.90
(ii) Hiring and firing regulations		3.77	3.10	2.59	3.17	3.20	2.96
(iii) Centralized collective bargaining	4.49	4.49	4.17	3.84	4.23	4.33	4.61
(iv) Hours regulations	2.99	3.25	2.67	6.00	8.00	8.00	8.00
(v) Mandated cost of worker dismissal				8.52	10.00	10.00	10.00
(vi) Conscription	3.00	3.00	10.00	10.00	10.00	10.00	10.00
C. Business regulations			7.95	7.57	6.31	6.21	6.21
(i) Administrative requirements			8.20	3.04	2.49	2.64	2.75
(ii) Bureaucracy costs			8.88	7.94	1.92	1.92	1.92
(iii) Starting a business			6.42	9.00	9.76	9.76	9.76
(iv) Extra payments/bribes/favoritism			8.28	8.09	7.37	7.25	7.31
(v) Licensing restrictions				8.04	8.07	7.48	7.33
(vi) Cost of tax compliance				9.33	8.25	8.25	8.21

Belize

	1980	1990	2000	2005	2010	2011	2012
Chain-Linked	Rating (Rank)	Rating (Rank)	Rating (Rank)	Rating (Rank)	Rating (Rank)	Rating (Rank)	Rating (Rank)
Summary Rating (Rank) ➤	**5.69** (35)	**6.10** (40)	**6.54** (66)	**6.94** (61)	**6.71** (74)	**6.70** (74)	**6.73** (74)
Area 1. Size of Government	5.19 (46)	5.20 (69)	6.68 (48)	6.84 (55)	6.32 (66)	6.38 (65)	6.41 (65)
Area 2. Legal System and Property Rights			7.01 (40)	6.48 (54)	5.67 (70)	5.66 (67)	5.96 (58)
Area 3. Sound Money	6.18 (57)	7.01 (45)	6.65 (93)	8.27 (62)	8.48 (61)	8.38 (67)	8.25 (69)
Area 4. Freedom to Trade Internationally	4.13 (52)	4.27 (68)	5.19 (110)	5.58 (101)	5.54 (108)	5.56 (106)	5.58 (105)
Area 5. Regulation	6.88 (15)	7.48 (10)	7.19 (31)	7.41 (28)	7.33 (29)	7.31 (35)	7.32 (37)
Unadjusted							
Summary Rating (Rank) ➤	**5.59** (42)	**5.90** (47)	**6.54** (70)	**7.35** (45)	**6.73** (91)	**6.85** (83)	**6.88** (82)
	Rating *(Data)*	Rating *(Data)*	Rating *(Data)*	Rating *(Data)*	Rating *(Data)*	Rating *(Data)*	Rating *(Data)*
Area 1. Size of Government	**5.18**	**4.86**	**6.68**	**6.84**	**6.32**	**7.04**	**7.06**
A. Government consumption	6.10 *(19.25)*	5.62 *(20.90)*	6.35 *(18.42)*	6.82 *(16.81)*	6.21 *(18.90)*	6.44 *(18.10)*	6.60 *(17.57)*
B. Transfers and subsidies	9.43 *(2.60)*	9.81 *(1.20)*	9.69 *(1.64)*	9.69 *(1.64)*	8.75 *(5.10)*	8.71 *(5.23)*	8.65 *(5.46)*
C. Government enterprises and investment	0.00 *(51.00)*	0.00 *(55.40)*	4.00 *(36.10)*	4.00 *(36.10)*	4.00	4.00	4.00
D. Top marginal tax rate		4.00				9.00	9.00
(i) Top marginal income tax rate		4.00 *(45)*				9.00 *(25)*	9.00 *(25)*
(ii) Top marginal income and payroll tax rate							
Area 2. Legal System and Property Rights			**7.01**	**5.84**	**4.36**	**4.35**	**4.58**
A. Judicial independence					3.43	3.43	3.43
B. Impartial courts			6.87	5.60	3.48	3.48	4.78
C. Protection of property rights					4.73	4.73	4.73
D. Military interference in rule of law and politics			7.15	7.10	6.30	6.30	6.80
E. Integrity of the legal system							
F. Legal enforcement of contracts				3.33	3.33	3.33	3.33
G. Regulatory restrictions on sale of real property				7.32	7.32	7.29	7.29
H. Reliability of police					3.24	3.24	3.24
I. Business costs of crime					3.03	3.03	3.03
Area 3. Sound Money	**6.18**	**7.01**	**6.65**	**8.27**	**8.48**	**8.38**	**8.25**
A. Money growth	8.50 *(7.48)*	9.29 *(3.53)*	8.46 *(7.70)*	9.74 *(-1.28)*	9.80 *(1.01)*	9.67 *(1.67)*	8.70 *(6.49)*
B. Standard deviation of inflation	8.50 *(3.76)*	8.81 *(2.98)*	8.28 *(4.30)*	9.07 *(2.31)*	9.30 *(1.74)*	9.34 *(1.64)*	9.56 *(1.10)*
C. Inflation: most recent year	7.72 *(11.40)*	9.95 *(0.26)*	9.88 *(0.61)*	9.27 *(3.64)*	9.82 *(0.89)*	9.50 *(-2.52)*	9.74 *(1.32)*
D. Freedom to own foreign currency bank accounts	0.00	0.00	0.00	5.00	5.00	5.00	5.00
Area 4. Freedom to Trade Internationally	**4.13**	**4.27**	**5.19**	**6.62**	**6.37**	**6.40**	**6.42**
A. Tariffs	4.20	2.80	5.61	6.32	6.48	6.49	6.45
(i) Revenue from trade taxes (% of trade sector)	4.20 *(8.70)*	2.80 *(10.80)*	5.61 *(6.59)*	5.97 *(6.04)*	6.67 *(5.00)*	6.47 *(5.30)*	6.47 *(5.30)*
(ii) Mean tariff rate				7.84 *(10.80)*	7.80 *(11.00)*	7.80 *(11.00)*	7.86 *(10.70)*
(iii) Standard deviation of tariff rates				5.16 *(12.10)*	4.98 *(12.54)*	5.20 *(11.99)*	5.04 *(12.41)*
B. Regulatory trade barriers				7.09	5.49	5.61	5.72
(i) Non-tariff trade barriers					3.90	3.90	3.90
(ii) Compliance cost of importing and exporting				7.09	7.09	7.32	7.55
C. Black-market exchange rates	3.20	5.00	9.20	10.00	10.00	10.00	10.00
D. Controls of the movement of capital and people	5.00	5.00	0.77	3.05	3.50	3.50	3.50
(i) Foreign ownership/investment restrictions					5.16	5.16	5.16
(ii) Capital controls	5.00	5.00	0.77	0.77	0.00	0.00	0.00
(iii) Freedom of foreigners to visit				5.33	5.33	5.33	5.33
Area 5. Regulation	**6.87**	**7.48**	**7.19**	**9.20**	**8.11**	**8.10**	**8.11**
A. Credit Market regulations	8.11	9.94	9.15	9.74	9.70	9.67	9.70
(i) Ownership of banks		10.00	10.00	10.00	10.00	10.00	10.00
(ii) Private sector credit	8.22	9.82	8.46	9.22	9.09	9.02	9.09
(iii) Interest rate controls/negative real interest rates	8.00	10.00	9.00	10.00	10.00	10.00	10.00
B. Labor Market regulations				9.17	8.20	8.20	8.20
(i) Hiring regulations and minimum wage				8.90	7.77	7.77	7.77
(ii) Hiring and firing regulations					6.03	6.03	6.03
(iii) Centralized collective bargaining					7.12	7.12	7.12
(iv) Hours regulations				10.00	10.00	10.00	10.00
(v) Mandated cost of worker dismissal				7.78	8.27	8.27	8.27
(vi) Conscription	10.00	10.00	10.00	10.00	10.00	10.00	10.00
C. Business regulations				8.70	6.45	6.43	6.44
(i) Administrative requirements					3.16	3.16	3.16
(ii) Bureaucracy costs					6.89	6.89	6.89
(iii) Starting a business				7.96	8.05	8.05	8.10
(iv) Extra payments/bribes/favoritism					2.84	2.84	2.84
(v) Licensing restrictions				9.81	9.38	9.26	9.28
(vi) Cost of tax compliance				8.35	8.35	8.35	8.35

Benin

	1980	1990	2000	2005	2010	2011	2012
Chain-Linked	Rating (Rank)	Rating (Rank)	Rating (Rank)	Rating (Rank)	Rating (Rank)	Rating (Rank)	Rating (Rank)
Summary Rating (Rank) ➤	**5.23** (56)	**5.25** (69)	**5.49** (103)	**5.70** (109)	**5.88** (106)	**5.76** (110)	**5.52** (113)
Area 1. Size of Government	4.67 (64)	4.17 (92)	4.72 (98)	5.17 (98)	5.04 (101)	4.70 (109)	3.93 (117)
Area 2. Legal System and Property Rights	4.67 (46)	4.42 (69)	4.42 (94)	5.25 (75)	5.95 (60)	5.88 (61)	5.55 (68)
Area 3. Sound Money	6.23 (55)	6.57 (62)	6.62 (95)	6.56 (102)	6.80 (98)	6.89 (96)	6.87 (96)
Area 4. Freedom to Trade Internationally			5.87 (90)	5.74 (97)	5.69 (103)	5.53 (107)	5.55 (106)
Area 5. Regulation	5.01 (69)	5.45 (68)	5.80 (92)	5.95 (97)	6.25 (94)	6.25 (96)	6.18 (100)
Unadjusted							
Summary Rating (Rank) ➤	**4.98** (60)	**5.03** (74)	**5.49** (104)	**5.99** (110)	**6.13** (126)	**6.01** (129)	**5.75** (137)
	Rating *(Data)*	Rating *(Data)*	Rating *(Data)*	Rating *(Data)*	Rating *(Data)*	Rating *(Data)*	Rating *(Data)*
Area 1. Size of Government	**4.67**	**4.17**	**4.72**	**7.00**	**6.62**	**6.16**	**5.16**
A. Government consumption	9.35 *(8.22)*	8.34 *(11.66)*	7.45 *(14.68)*	6.99 *(16.23)*	7.82 *(13.40)*	8.15 *(12.30)*	7.98 *(12.87)*
B. Transfers and subsidies				10.00 *(0.20)*	9.64 *(1.83)*	9.50 *(2.35)*	9.17 *(3.53)*
C. Government enterprises and investment	0.00 *(53.70)*	0.00 *(55.20)*	2.00 *(40.31)*	4.00 *(35.40)*	2.00 *(43.40)*	0.00 *(60.25)*	0.00 *(60.25)*
D. Top marginal tax rate					7.00	7.00	3.50
(i) Top marginal income tax rate					7.00 *(35)*	7.00 *(35)*	4.00 *(45)*
(ii) Top marginal income and payroll tax rate							3.00 *(50)*
Area 2. Legal System and Property Rights	**4.67**	**4.42**	**4.42**	**3.99**	**4.52**	**4.47**	**4.22**
A. Judicial independence				4.59	3.47	3.17	2.90
B. Impartial courts			4.55	4.07	3.93	4.20	3.76
C. Protection of property rights				4.39	5.55	4.80	4.07
D. Military interference in rule of law and politics			4.70	7.10	7.10	7.10	7.10
E. Integrity of the legal system			4.00				
F. Legal enforcement of contracts				1.07	1.07	1.07	1.07
G. Regulatory restrictions on sale of real property				2.73	3.85	3.85	3.89
H. Reliability of police				3.87	6.04	5.73	5.68
I. Business costs of crime				4.06	5.17	5.83	5.29
Area 3. Sound Money	**6.23**	**6.57**	**6.62**	**6.56**	**6.80**	**6.89**	**6.87**
A. Money growth	8.22 *(8.91)*	9.18 *(4.08)*	8.05 *(9.76)*	8.42 *(-7.91)*	8.73 *(6.35)*	9.04 *(4.78)*	9.92 *(-0.38)*
B. Standard deviation of inflation	8.74 *(3.15)*	8.34 *(4.16)*	9.26 *(1.86)*	8.89 *(2.79)*	8.95 *(2.64)*	9.06 *(2.34)*	8.90 *(2.75)*
C. Inflation: most recent year	7.96 *(10.19)*	8.78 *(6.11)*	9.17 *(4.17)*	8.93 *(5.36)*	9.54 *(2.31)*	9.46 *(2.71)*	8.65 *(6.75)*
D. Freedom to own foreign currency bank accounts	0.00	0.00	0.00	0.00	0.00	0.00	0.00
Area 4. Freedom to Trade Internationally	**4.18**		**5.87**	**5.92**	**5.86**	**5.70**	**5.72**
A. Tariffs	2.93		7.60	6.37	5.85	6.26	6.26
(i) Revenue from trade taxes (% of trade sector)	2.93 *(10.60)*			4.72 *(7.92)*	2.63 *(11.05)*	3.86 *(9.21)*	3.86 *(9.21)*
(ii) Mean tariff rate			7.60 *(12.00)*	7.12 *(14.40)*	7.62 *(11.90)*	7.62 *(11.90)*	7.62 *(11.90)*
(iii) Standard deviation of tariff rates				7.26 *(6.84)*	7.29 *(6.78)*	7.29 *(6.78)*	7.29 *(6.78)*
B. Regulatory trade barriers				5.31	5.35	4.85	5.15
(i) Non-tariff trade barriers				5.67	5.05	3.83	4.00
(ii) Compliance cost of importing and exporting				4.94	5.65	5.86	6.30
C. Black-market exchange rates	9.60	9.20	10.00	10.00	10.00	10.00	10.00
D. Controls of the movement of capital and people	0.00	0.00	0.00	1.99	2.24	1.68	1.47
(i) Foreign ownership/investment restrictions				5.97	5.94	4.27	3.65
(ii) Capital controls	0.00	0.00	0.00	0.00	0.77	0.77	0.77
(iii) Freedom of foreigners to visit				0.00	0.00	0.00	0.00
Area 5. Regulation	**5.15**	**4.96**	**5.80**	**6.51**	**6.84**	**6.84**	**6.76**
A. Credit Market regulations	5.31	6.25	9.42	9.13	9.33	9.33	9.01
(i) Ownership of banks	0.00	2.00	10.00	10.00	10.00	10.00	10.00
(ii) Private sector credit	9.94	8.76	8.84	9.38	10.00	10.00	9.02
(iii) Interest rate controls/negative real interest rates	6.00	8.00		8.00	8.00	8.00	8.00
B. Labor Market regulations				5.38	5.95	5.88	5.74
(i) Hiring regulations and minimum wage				6.10	6.10	6.10	6.10
(ii) Hiring and firing regulations				5.70	5.61	5.04	4.57
(iii) Centralized collective bargaining				6.83	7.42	7.56	7.17
(iv) Hours regulations				6.00	8.00	8.00	8.00
(v) Mandated cost of worker dismissal				6.66	7.57	7.57	7.57
(vi) Conscription		1.00	1.00	1.00	1.00	1.00	1.00
C. Business regulations				5.03	5.24	5.30	5.54
(i) Administrative requirements				2.40	4.12	3.34	3.06
(ii) Bureaucracy costs				6.51	5.79	5.79	5.79
(iii) Starting a business				5.57	6.58	6.97	7.37
(iv) Extra payments/bribes/favoritism				3.85	3.23	2.69	2.52
(v) Licensing restrictions				4.89	4.76	6.02	7.55
(vi) Cost of tax compliance				6.97	6.97	6.97	6.97

Bolivia

	1980	1990	2000	2005	2010	2011	2012
Chain-Linked	Rating (Rank)	Rating (Rank)	Rating (Rank)	Rating (Rank)	Rating (Rank)	Rating (Rank)	Rating (Rank)
Summary Rating (Rank) ➤	**4.18** (81)	**5.42** (64)	**6.97** (45)	**6.38** (82)	**6.39** (91)	**6.36** (92)	**6.48** (85)
Area 1. Size of Government	4.95 (56)	6.94 (21)	7.97 (13)	6.14 (82)	6.31 (67)	6.30 (68)	6.29 (67)
Area 2. Legal System and Property Rights	1.79 (86)	2.45 (99)	3.43 (111)	3.40 (107)	3.59 (107)	3.79 (105)	3.84 (102)
Area 3. Sound Money	0.00 (107)	5.59 (84)	9.32 (28)	8.90 (43)	8.70 (58)	8.49 (65)	8.75 (60)
Area 4. Freedom to Trade Internationally	4.03 (54)	6.02 (42)	7.97 (38)	7.41 (48)	7.13 (63)	7.09 (64)	7.12 (55)
Area 5. Regulation		6.22 (40)	6.18 (72)	6.03 (95)	6.21 (95)	6.06 (101)	6.31 (98)
Unadjusted							
Summary Rating (Rank) ➤	**4.10** (84)	**5.65** (52)	**6.97** (42)	**6.41** (96)	**6.42** (111)	**6.39** (112)	**6.51** (108)
	Rating *(Data)*	Rating *(Data)*	Rating *(Data)*	Rating *(Data)*	Rating *(Data)*	Rating *(Data)*	Rating *(Data)*
Area 1. Size of Government	**4.86**	**6.81**	**7.97**	**6.14**	**6.31**	**6.30**	**6.29**
A. Government consumption	6.75 *(17.05)*	7.86 *(13.27)*	7.12 *(15.80)*	6.03 *(19.51)*	6.42 *(18.17)*	6.35 *(18.40)*	6.32 *(18.50)*
B. Transfers and subsidies	9.70 *(1.60)*	9.37 *(2.80)*	8.76 *(5.04)*	8.54 *(5.86)*	8.84 *(4.77)*	8.84 *(4.77)*	8.84 *(4.77)*
C. Government enterprises and investment	0.00 *(50.10)*	0.00 *(60.60)*	6.00 *(28.30)*	0.00 *(50.70)*	0.00 *(57.02)*	0.00 *(55.55)*	0.00 *(56.98)*
D. Top marginal tax rate	3.00	10.00	10.00	10.00	10.00	10.00	10.00
(i) Top marginal income tax rate	3.00 *(48)*	10.00 *(10)*	10.00 *(13)*	10.00 *(13)*	10.00 *(13)*	10.00 *(13)*	10.00 *(13)*
(ii) Top marginal income and payroll tax rate		10.00 *(16)*		10.00 *(13)*	10.00 *(13)*	10.00 *(13)*	10.00 *(13)*
Area 2. Legal System and Property Rights	**2.32**	**3.17**	**3.43**	**3.88**	**4.09**	**4.32**	**4.38**
A. Judicial independence			2.17	2.49	3.37	3.57	3.51
B. Impartial courts			3.34	2.48	3.20	3.67	4.01
C. Protection of property rights			1.65	3.48	2.80	3.63	3.69
D. Military interference in rule of law and politics			5.00	5.00	5.00	5.00	5.00
E. Integrity of the legal system			5.00	5.00	4.17	4.17	4.17
F. Legal enforcement of contracts				3.99	3.99	3.99	3.99
G. Regulatory restrictions on sale of real property				6.62	6.68	6.72	6.74
H. Reliability of police				2.17	2.85	3.37	3.66
I. Business costs of crime				3.65	4.77	4.74	4.63
Area 3. Sound Money	**5.38**	**5.59**	**9.32**	**8.90**	**8.70**	**8.49**	**8.75**
A. Money growth	7.19 *(14.07)*	5.62 *(21.92)*	9.54 *(2.28)*	7.69 *(11.54)*	7.58 *(12.10)*	8.44 *(7.82)*	8.53 *(7.34)*
B. Standard deviation of inflation	3.81 *(15.47)*	0.00 *(85.90)*	8.66 *(3.36)*	9.00 *(2.50)*	7.72 *(5.71)*	7.49 *(6.29)*	7.38 *(6.55)*
C. Inflation: most recent year	0.54 *(47.30)*	6.75 *(16.26)*	9.08 *(4.60)*	8.92 *(5.40)*	9.50 *(2.50)*	8.04 *(9.81)*	9.08 *(4.59)*
D. Freedom to own foreign currency bank accounts	10.00	10.00	10.00	10.00	10.00	10.00	10.00
Area 4. Freedom to Trade Internationally	**4.13**	**6.32**	**7.97**	**7.29**	**7.01**	**6.97**	**7.00**
A. Tariffs	4.80	7.56	8.62	8.84	7.92	7.92	7.92
(i) Revenue from trade taxes (% of trade sector)	4.80 *(7.80)*	8.47 *(2.30)*	8.41 *(2.38)*	9.16 *(1.26)*	9.24 *(1.14)*	9.24 *(1.14)*	9.24 *(1.14)*
(ii) Mean tariff rate		6.66 *(16.70)*	8.10 *(9.50)*	8.56 *(7.20)*	7.76 *(11.20)*	7.76 *(11.20)*	7.76 *(11.20)*
(iii) Standard deviation of tariff rates			9.36 *(1.60)*	8.80 *(2.99)*	6.77 *(8.06)*	6.77 *(8.06)*	6.77 *(8.06)*
B. Regulatory trade barriers			5.49	4.90	5.76	5.57	5.63
(i) Non-tariff trade barriers			4.82	3.90	4.38	4.01	4.36
(ii) Compliance cost of importing and exporting			6.16	5.90	7.14	7.14	6.91
C. Black-market exchange rates	5.60	9.40	10.00	10.00	10.00	10.00	10.00
D. Controls of the movement of capital and people	2.00	2.00	7.78	5.42	4.35	4.39	4.45
(i) Foreign ownership/investment restrictions			8.63	4.91	4.02	4.13	4.30
(ii) Capital controls	2.00	2.00	6.92	6.92	4.62	4.62	4.62
(iii) Freedom of foreigners to visit				4.42	4.42	4.42	4.42
Area 5. Regulation	**3.81**	**6.37**	**6.18**	**5.84**	**6.01**	**5.87**	**6.11**
A. Credit Market regulations	2.49	9.33	9.21	8.69	9.00	8.67	9.33
(i) Ownership of banks		10.00	10.00	8.00	8.00	8.00	8.00
(ii) Private sector credit	4.97	10.00	9.63	9.06	10.00	10.00	10.00
(iii) Interest rate controls/negative real interest rates	0.00	8.00	8.00	9.00	9.00	8.00	10.00
B. Labor Market regulations			4.73	4.57	4.54	4.46	4.50
(i) Hiring regulations and minimum wage			3.09	2.20	2.23	2.23	2.23
(ii) Hiring and firing regulations			4.90	5.45	4.12	4.40	4.32
(iii) Centralized collective bargaining			7.13	7.50	5.37	4.65	4.96
(iv) Hours regulations			5.51	4.70	8.00	8.00	8.00
(v) Mandated cost of worker dismissal							
(vi) Conscription	3.00	3.00	3.00	3.00	3.00	3.00	3.00
C. Business regulations			4.59	4.26	4.48	4.48	4.50
(i) Administrative requirements			5.50	2.55	3.65	4.12	4.39
(ii) Bureaucracy costs			3.85	4.00	6.04	6.04	6.04
(iii) Starting a business			3.87	6.81	7.44	7.61	7.67
(iv) Extra payments/bribes/favoritism			5.14	4.72	3.05	2.37	2.57
(v) Licensing restrictions				7.51	6.72	6.74	6.31
(vi) Cost of tax compliance				0.00	0.00	0.00	0.00

Bosnia and Herzegovina

	1980	1990	2000	2005	2010	2011	2012
Chain-Linked	Rating (Rank)	Rating (Rank)	Rating (Rank)	Rating (Rank)	Rating (Rank)	Rating (Rank)	Rating (Rank)
Summary Rating (Rank) ➤							
Area 1. Size of Government							
Area 2. Legal System and Property Rights							
Area 3. Sound Money							
Area 4. Freedom to Trade Internationally							
Area 5. Regulation							
Unadjusted							
Summary Rating (Rank) ➤				**6.20** (101)	**6.67** (96)	**6.74** (91)	**6.89** (80)
	Rating *(Data)*	Rating *(Data)*	Rating *(Data)*	Rating *(Data)*	Rating *(Data)*	Rating *(Data)*	Rating *(Data)*
Area 1. Size of Government				**5.48**	**5.53**	**5.29**	**5.53**
A. Government consumption				5.76 *(20.42)*	5.64 *(20.82)*	5.53 *(21.21)*	5.58 *(21.02)*
B. Transfers and subsidies				5.65 *(16.46)*	6.00 *(15.19)*	5.12 *(18.42)*	5.03 *(18.76)*
C. Government enterprises and investment				4.00 *(33.18)*	4.00 *(37.09)*	4.00 *(34.71)*	5.00 *(32.73)*
D. Top marginal tax rate				6.50	6.50	6.50	6.50
(i) Top marginal income tax rate				10.00 *(15)*	10.00 *(10)*	10.00 *(10)*	10.00 *(10)*
(ii) Top marginal income and payroll tax rate				3.00 *(50)*	3.00 *(47)*	3.00 *(47)*	3.00 *(47)*
Area 2. Legal System and Property Rights				**3.58**	**4.57**	**5.24**	**5.77**
A. Judicial independence				3.54	3.44	4.18	4.79
B. Impartial courts				3.26	3.09	3.78	4.33
C. Protection of property rights				3.26	3.22	3.90	4.47
D. Military interference in rule of law and politics				4.20	4.50	4.50	4.90
E. Integrity of the legal system							
F. Legal enforcement of contracts				3.65	3.53	3.91	3.91
G. Regulatory restrictions on sale of real property				3.36	7.63	7.79	7.79
H. Reliability of police				2.83	5.40	6.44	7.30
I. Business costs of crime				4.51	5.76	7.38	8.70
Area 3. Sound Money				**8.42**	**8.27**	**8.09**	**8.28**
A. Money growth				9.80 *(1.00)*	9.88 *(0.58)*	9.45 *(-2.77)*	9.79 *(-1.03)*
B. Standard deviation of inflation				9.32 *(1.70)*	8.62 *(3.46)*	8.66 *(3.35)*	8.74 *(3.14)*
C. Inflation: most recent year				9.57 *(2.13)*	9.56 *(2.19)*	9.27 *(3.67)*	9.59 *(2.05)*
D. Freedom to own foreign currency bank accounts				5.00	5.00	5.00	5.00
Area 4. Freedom to Trade Internationally				**6.75**	**7.57**	**7.54**	**7.32**
A. Tariffs				5.93	8.44	8.33	8.09
(i) Revenue from trade taxes (% of trade sector)				3.89 *(9.16)*	10.00 *(0.00)*	10.00 *(0.00)*	10.00 *(0.00)*
(ii) Mean tariff rate				8.56 *(7.20)*	8.70 *(6.50)*	8.68 *(6.60)*	8.68 *(6.60)*
(iii) Standard deviation of tariff rates				5.33 *(11.66)*	6.62 *(8.45)*	6.30 *(9.24)*	5.59 *(11.02)*
B. Regulatory trade barriers				6.22	6.78	6.69	6.49
(i) Non-tariff trade barriers				5.67	5.66	5.28	4.96
(ii) Compliance cost of importing and exporting				6.76	7.91	8.10	8.01
C. Black-market exchange rates				10.00	10.00	10.00	10.00
D. Controls of the movement of capital and people				4.85	5.06	5.15	4.71
(i) Foreign ownership/investment restrictions				5.25	5.12	5.39	5.62
(ii) Capital controls				3.85	4.62	4.62	3.08
(iii) Freedom of foreigners to visit				5.44	5.44	5.44	5.44
Area 5. Regulation				**6.77**	**7.43**	**7.55**	**7.55**
A. Credit Market regulations				9.33	9.50	9.72	9.63
(i) Ownership of banks				8.00	10.00	10.00	10.00
(ii) Private sector credit				10.00	8.51	9.17	8.89
(iii) Interest rate controls/negative real interest rates				10.00	10.00	10.00	10.00
B. Labor Market regulations				6.09	7.29	7.14	7.01
(i) Hiring regulations and minimum wage				3.30	3.33	3.33	3.33
(ii) Hiring and firing regulations				4.57	5.87	5.69	5.55
(iii) Centralized collective bargaining				7.87	7.03	6.28	5.67
(iv) Hours regulations				8.70	10.00	10.00	10.00
(v) Mandated cost of worker dismissal				7.13	7.51	7.51	7.51
(vi) Conscription				5.00	10.00	10.00	10.00
C. Business regulations				4.90	5.49	5.79	6.00
(i) Administrative requirements				1.99	2.97	3.70	4.29
(ii) Bureaucracy costs				6.16	6.19	6.19	6.19
(iii) Starting a business				7.72	8.44	8.56	8.56
(iv) Extra payments/bribes/favoritism				5.22	4.13	4.89	5.52
(v) Licensing restrictions				2.41	5.95	5.99	6.01
(vi) Cost of tax compliance				5.87	5.27	5.44	5.44

Botswana

	1980	1990	2000	2005	2010	2011	2012
Chain-Linked	Rating (Rank)	Rating (Rank)	Rating (Rank)	Rating (Rank)	Rating (Rank)	Rating (Rank)	Rating (Rank)
Summary Rating (Rank) ➤	**5.25** (55)	**5.92** (45)	**7.42** (32)	**7.30** (46)	**7.11** (50)	**7.43** (34)	**7.46** (32)
Area 1. Size of Government	3.62 (89)	4.74 (82)	4.76 (96)	5.54 (94)	5.05 (99)	6.23 (69)	6.79 (53)
Area 2. Legal System and Property Rights		6.28 (32)	7.81 (27)	7.83 (24)	8.16 (19)	8.03 (22)	7.61 (25)
Area 3. Sound Money	5.49 (80)	5.84 (76)	9.09 (37)	8.80 (50)	8.27 (70)	8.43 (66)	8.45 (66)
Area 4. Freedom to Trade Internationally	5.81 (36)	6.63 (39)	7.92 (42)	7.15 (60)	7.06 (66)	6.99 (71)	6.75 (78)
Area 5. Regulation	5.96 (37)	6.12 (42)	7.51 (13)	7.21 (41)	7.18 (34)	7.55 (23)	7.68 (15)
Unadjusted							
Summary Rating (Rank) ➤	**5.34** (51)	**5.92** (45)	**7.42** (39)	**7.10** (57)	**6.92** (77)	**7.23** (54)	**7.26** (54)
	Rating *(Data)*	Rating *(Data)*	Rating *(Data)*	Rating *(Data)*	Rating *(Data)*	Rating *(Data)*	Rating *(Data)*
Area 1. Size of Government	**3.62**	**4.74**	**4.76**	**5.54**	**5.05**	**6.23**	**6.79**
A. Government consumption	3.68 *(27.50)*	1.63 *(34.45)*	0.00 *(49.02)*	0.00 *(43.91)*	2.03 *(33.10)*	2.76 *(30.60)*	4.00 *(26.40)*
B. Transfers and subsidies	8.80 *(4.90)*	8.34 *(6.60)*	8.04 *(7.70)*	7.16 *(10.91)*	7.16 *(10.91)*	7.16 *(10.91)*	7.16 *(10.91)*
C. Government enterprises and investment	2.00 *(44.90)*	6.00 *(26.50)*	2.00 *(46.20)*	6.00 *(29.41)*	2.00 *(41.41)*	6.00 *(27.62)*	7.00 *(21.52)*
D. Top marginal tax rate	0.00	3.00	9.00	9.00	9.00	9.00	9.00
(i) Top marginal income tax rate	0.00 *(75)*	3.00 *(50)*	9.00 *(25)*	9.00 *(25)*	9.00 *(25)*	9.00 *(25)*	9.00 *(25)*
(ii) Top marginal income and payroll tax rate		3.00 *(50)*	9.00 *(25)*	9.00 *(25)*	9.00 *(25)*	9.00 *(25)*	9.00 *(25)*
Area 2. Legal System and Property Rights		**6.28**	**7.81**	**6.53**	**6.81**	**6.70**	**6.35**
A. Judicial independence				7.22	7.27	7.52	7.17
B. Impartial courts			6.76	6.57	6.32	6.61	5.95
C. Protection of property rights				6.43	6.86	6.44	6.57
D. Military interference in rule of law and politics			10.00	10.00	10.00	8.33	8.33
E. Integrity of the legal system			6.67	6.67	5.83	5.83	5.83
F. Legal enforcement of contracts				3.30	4.05	4.05	3.34
G. Regulatory restrictions on sale of real property				8.18	8.05	8.02	8.04
H. Reliability of police				5.22	6.45	6.61	5.73
I. Business costs of crime				5.15	6.41	6.84	6.15
Area 3. Sound Money	**5.49**	**5.84**	**9.09**	**8.80**	**8.27**	**8.43**	**8.45**
A. Money growth	9.32 *(3.41)*	8.00 *(9.98)*	9.86 *(0.72)*	8.55 *(-7.27)*	8.37 *(8.14)*	9.49 *(2.54)*	9.48 *(2.58)*
B. Standard deviation of inflation	6.44 *(8.90)*	6.55 *(8.62)*	8.24 *(4.40)*	8.40 *(4.01)*	6.08 *(9.80)*	6.02 *(9.96)*	5.83 *(10.43)*
C. Inflation: most recent year	6.18 *(19.08)*	8.79 *(6.03)*	8.28 *(8.60)*	8.28 *(8.61)*	8.61 *(6.95)*	8.22 *(8.88)*	8.49 *(7.54)*
D. Freedom to own foreign currency bank accounts	0.00	0.00	10.00	10.00	10.00	10.00	10.00
Area 4. Freedom to Trade Internationally	**5.93**	**6.63**	**7.92**	**7.17**	**7.08**	**7.01**	**6.77**
A. Tariffs	4.79	6.29	6.84	6.27	5.98	5.90	4.99
(i) Revenue from trade taxes (% of trade sector)	1.47 *(12.80)*	5.60 *(6.60)*	5.96 *(6.06)*	5.96 *(6.06)*	4.40 *(8.40)*	4.32 *(8.52)*	0.93 *(13.61)*
(ii) Mean tariff rate	8.12 *(9.40)*	7.80 *(11.00)*	8.56 *(7.20)*	8.02 *(9.90)*	8.46 *(7.70)*	8.46 *(7.70)*	8.48 *(7.60)*
(iii) Standard deviation of tariff rates		5.48 *(11.30)*	6.00 *(10.00)*	4.82 *(12.96)*	5.07 *(12.32)*	4.92 *(12.71)*	5.56 *(11.10)*
B. Regulatory trade barriers				5.52	5.81	5.82	5.89
(i) Non-tariff trade barriers				6.33	6.36	6.05	6.06
(ii) Compliance cost of importing and exporting				4.71	5.26	5.59	5.72
C. Black-market exchange rates	8.00	8.60	10.00	10.00	10.00	10.00	10.00
D. Controls of the movement of capital and people	5.00	5.00	6.92	6.88	6.52	6.32	6.20
(i) Foreign ownership/investment restrictions				6.90	7.37	6.78	6.42
(ii) Capital controls	5.00	5.00	6.92	6.92	5.38	5.38	5.38
(iii) Freedom of foreigners to visit				6.80	6.80	6.80	6.80
Area 5. Regulation	**6.32**	**6.12**	**7.51**	**7.44**	**7.41**	**7.79**	**7.92**
A. Credit Market regulations	6.47	6.33	10.00	9.18	8.06	9.29	9.33
(i) Ownership of banks		5.00	10.00	8.00	8.00	8.00	8.00
(ii) Private sector credit	8.95	10.00	10.00	9.55	7.17	9.86	10.00
(iii) Interest rate controls/negative real interest rates	4.00	4.00	10.00	10.00	9.00	10.00	10.00
B. Labor Market regulations				7.09	7.35	7.27	7.50
(i) Hiring regulations and minimum wage				10.00	10.00	10.00	10.00
(ii) Hiring and firing regulations				4.14	4.12	3.56	4.10
(iii) Centralized collective bargaining				6.72	6.21	6.27	7.09
(iv) Hours regulations				10.00	10.00	10.00	10.00
(v) Mandated cost of worker dismissal				1.66	3.78	3.78	3.78
(vi) Conscription	10.00	10.00	10.00	10.00	10.00	10.00	10.00
C. Business regulations				6.04	6.82	6.81	6.94
(i) Administrative requirements				3.55	4.71	4.65	4.66
(ii) Bureaucracy costs				3.41	5.23	5.23	5.23
(iii) Starting a business				6.56	8.03	8.03	8.07
(iv) Extra payments/bribes/favoritism				6.91	6.44	6.43	6.31
(v) Licensing restrictions				7.41	8.19	8.24	9.08
(vi) Cost of tax compliance				8.43	8.30	8.30	8.30

Brazil

	1980	1990	2000	2005	2010	2011	2012
Chain-Linked	Rating (Rank)	Rating (Rank)	Rating (Rank)	Rating (Rank)	Rating (Rank)	Rating (Rank)	Rating (Rank)
Summary Rating (Rank) ➤	**3.83** (89)	**4.46** (93)	**5.93** (89)	**6.37** (84)	**6.58** (79)	**6.62** (78)	**6.66** (78)
Area 1. Size of Government	4.61 (68)	6.07 (44)	5.98 (71)	7.23 (41)	7.35 (33)	7.37 (32)	7.31 (36)
Area 2. Legal System and Property Rights	5.86 (34)	6.19 (36)	5.35 (74)	4.77 (83)	5.24 (77)	5.36 (75)	5.30 (74)
Area 3. Sound Money	0.00 (107)	0.00 (118)	6.14 (106)	7.64 (76)	7.97 (79)	8.20 (71)	8.11 (72)
Area 4. Freedom to Trade Internationally	1.36 (82)	5.14 (53)	6.67 (74)	7.13 (61)	7.13 (62)	7.10 (62)	7.05 (64)
Area 5. Regulation	5.16 (63)	4.74 (89)	5.53 (97)	5.05 (115)	5.17 (114)	5.05 (117)	5.50 (111)
Unadjusted							
Summary Rating (Rank) ➤	**4.18** (82)	**4.18** (98)	**5.93** (86)	**6.32** (99)	**6.53** (102)	**6.57** (100)	**6.61** (103)
	Rating *(Data)*	Rating *(Data)*	Rating *(Data)*	Rating *(Data)*	Rating *(Data)*	Rating *(Data)*	Rating *(Data)*
Area 1. Size of Government	**5.27**	**6.07**	**5.98**	**7.23**	**7.35**	**7.37**	**7.31**
A. Government consumption	8.34 *(11.65)*	4.55 *(24.55)*	4.44 *(24.90)*	4.43 *(24.94)*	4.15 *(25.90)*	4.26 *(25.50)*	4.24 *(25.60)*
B. Transfers and subsidies	6.76 *(12.40)*	7.22 *(10.70)*	5.96 *(15.33)*	8.98 *(4.24)*	7.26 *(10.55)*	7.21 *(10.74)*	7.02 *(11.44)*
C. Government enterprises and investment	2.00 *(49.20)*	7.00 *(24.90)*	8.00 *(17.80)*	10.00 *(10.10)*	10.00 *(12.15)*	10.00 *(11.35)*	10.00 *(13.34)*
D. Top marginal tax rate	4.00	5.50	5.50	5.50	8.00	8.00	8.00
(i) Top marginal income tax rate	4.00 *(55)*	9.00 *(25)*	8.00 *(28)*	8.00 *(28)*	8.00 *(28)*	8.00 *(28)*	8.00 *(28)*
(ii) Top marginal income and payroll tax rate		2.00 *(53)*	3.00 *(50)*	3.00 *(50)*	8.00 *(28)*	8.00 *(28)*	8.00 *(28)*
Area 2. Legal System and Property Rights	**5.86**	**6.19**	**5.35**	**4.69**	**5.16**	**5.28**	**5.21**
A. Judicial independence			5.51	3.03	4.56	4.58	4.78
B. Impartial courts			6.18	3.42	4.30	4.42	4.01
C. Protection of property rights			5.08	6.02	5.69	6.11	6.00
D. Military interference in rule of law and politics			6.67	6.67	6.67	6.67	6.67
E. Integrity of the legal system			3.33	4.17	3.33	3.33	3.33
F. Legal enforcement of contracts				4.82	4.00	4.00	4.00
G. Regulatory restrictions on sale of real property				8.19	8.51	8.50	8.58
H. Reliability of police				3.11	5.42	5.75	5.55
I. Business costs of crime				2.76	3.97	4.13	4.00
Area 3. Sound Money	**1.66**	**0.00**	**6.14**	**7.64**	**7.97**	**8.20**	**8.11**
A. Money growth	3.26 *(33.71)*	0.00 *(458.38)*	8.07 *(9.63)*	7.92 *(10.39)*	8.55 *(7.27)*	9.76 *(1.19)*	9.01 *(4.97)*
B. Standard deviation of inflation	3.37 *(16.57)*	0.00 *(878.93)*	7.88 *(5.29)*	9.02 *(2.45)*	9.33 *(1.67)*	9.38 *(1.55)*	9.53 *(1.17)*
C. Inflation: most recent year	0.00 *(87.47)*	0.00 *(2509.47)*	8.59 *(7.04)*	8.63 *(6.87)*	8.99 *(5.04)*	8.67 *(6.64)*	8.92 *(5.40)*
D. Freedom to own foreign currency bank accounts	0.00	0.00	0.00	5.00	5.00	5.00	5.00
Area 4. Freedom to Trade Internationally	**3.24**	**4.28**	**6.67**	**7.16**	**7.16**	**7.12**	**7.07**
A. Tariffs	3.33	4.84	7.18	7.20	7.20	7.16	7.19
(i) Revenue from trade taxes (% of trade sector)	3.33 *(10.00)*	7.53 *(3.70)*	7.21 *(4.18)*	7.21 *(4.18)*	8.29 *(2.57)*	8.17 *(2.75)*	8.23 *(2.66)*
(ii) Mean tariff rate		4.00 *(30.00)*	7.12 *(14.40)*	7.54 *(12.30)*	7.26 *(13.70)*	7.26 *(13.70)*	7.30 *(13.50)*
(iii) Standard deviation of tariff rates		3.00 *(17.50)*	7.20 *(7.00)*	6.85 *(7.87)*	6.05 *(9.86)*	6.05 *(9.86)*	6.06 *(9.86)*
B. Regulatory trade barriers			5.34	6.14	6.48	6.43	6.43
(i) Non-tariff trade barriers			4.02	5.12	4.95	4.86	4.85
(ii) Compliance cost of importing and exporting			6.66	7.16	8.01	8.01	8.01
C. Black-market exchange rates	6.40	8.00	10.00	9.04	9.78	9.73	9.61
D. Controls of the movement of capital and people	0.00	0.00	4.17	6.26	5.18	5.16	5.04
(i) Foreign ownership/investment restrictions			7.56	6.16	5.99	5.94	5.59
(ii) Capital controls	0.00	0.00	0.77	6.15	3.08	3.08	3.08
(iii) Freedom of foreigners to visit				6.46	6.46	6.46	6.46
Area 5. Regulation	**4.89**	**4.37**	**5.53**	**4.90**	**5.02**	**4.89**	**5.34**
A. Credit Market regulations	5.26	3.95	5.29	6.67	6.93	6.46	7.89
(i) Ownership of banks	5.00	5.00	5.00	5.00	5.00	5.00	5.00
(ii) Private sector credit	6.79	6.85	5.87	10.00	8.78	8.38	8.67
(iii) Interest rate controls/negative real interest rates	4.00	0.00	5.00	5.00	7.00	6.00	10.00
B. Labor Market regulations		4.78	4.65	3.84	4.50	4.59	4.54
(i) Hiring regulations and minimum wage			3.46	2.20	2.23	2.23	2.23
(ii) Hiring and firing regulations		6.18	5.25	2.85	3.19	3.84	3.67
(iii) Centralized collective bargaining	5.18	5.18	5.52	5.25	5.46	5.36	5.23
(iv) Hours regulations			6.01	4.00	6.00	6.00	6.00
(v) Mandated cost of worker dismissal				5.74	7.13	7.13	7.13
(vi) Conscription	3.00	3.00	3.00	3.00	3.00	3.00	3.00
C. Business regulations			6.64	4.20	3.62	3.63	3.59
(i) Administrative requirements			7.70	1.46	1.74	1.70	1.66
(ii) Bureaucracy costs			7.38	5.26	3.75	3.75	3.75
(iii) Starting a business			5.73	6.56	6.61	6.62	6.62
(iv) Extra payments/bribes/favoritism			5.73	6.28	4.69	4.77	4.55
(v) Licensing restrictions				5.65	4.93	4.93	4.94
(vi) Cost of tax compliance				0.00	0.00	0.00	0.00

Brunei Darussalam

	1980	1990	2000	2005	2010	2011	2012
Chain-Linked	Rating (Rank)	Rating (Rank)	Rating (Rank)	Rating (Rank)	Rating (Rank)	Rating (Rank)	Rating (Rank)
Summary Rating (Rank) ➤							
Area 1. Size of Government							
Area 2. Legal System and Property Rights							
Area 3. Sound Money							
Area 4. Freedom to Trade Internationally							
Area 5. Regulation							
Unadjusted							
Summary Rating (Rank) ➤					**7.18** (58)	**7.03** (73)	**7.18** (62)
	Rating *(Data)*	Rating *(Data)*	Rating *(Data)*	Rating *(Data)*	Rating *(Data)*	Rating *(Data)*	Rating *(Data)*
Area 1. Size of Government					**5.00**	**5.00**	**5.00**
A. Government consumption					0.00 *(49.20)*	0.00 *(46.60)*	0.00 *(45.80)*
B. Transfers and subsidies							
C. Government enterprises and investment							
D. Top marginal tax rate					10.00	10.00	10.00
(i) Top marginal income tax rate					10.00 *(0)*	10.00 *(0)*	10.00 *(0)*
(ii) Top marginal income and payroll tax rate					10.00 *(8)*	10.00 *(8)*	10.00 *(16)*
Area 2. Legal System and Property Rights					**6.52**	**6.55**	**6.60**
A. Judicial independence					6.28	6.77	6.73
B. Impartial courts					5.28	5.37	5.23
C. Protection of property rights					6.06	5.92	5.97
D. Military interference in rule of law and politics					8.33	8.33	8.33
E. Integrity of the legal system					8.33	8.33	8.33
F. Legal enforcement of contracts					4.17	4.17	4.17
G. Regulatory restrictions on sale of real property					4.80	4.80	4.80
H. Reliability of police					7.01	6.90	7.20
I. Business costs of crime					8.38	8.33	8.61
Area 3. Sound Money					**8.31**	**8.18**	**8.17**
A. Money growth					8.86 *(-5.68)*	9.44 *(-2.82)*	9.11 *(-4.46)*
B. Standard deviation of inflation					4.45 *(13.87)*	3.68 *(15.81)*	3.67 *(15.82)*
C. Inflation: most recent year					9.93 *(0.36)*	9.60 *(2.02)*	9.91 *(0.46)*
D. Freedom to own foreign currency bank accounts					10.00	10.00	10.00
Area 4. Freedom to Trade Internationally					**7.74**	**7.73**	**7.65**
A. Tariffs					8.70	8.66	8.66
(i) Revenue from trade taxes (% of trade sector)							
(ii) Mean tariff rate					9.50 *(2.50)*	9.50 *(2.50)*	9.50 *(2.50)*
(iii) Standard deviation of tariff rates					7.89 *(5.28)*	7.82 *(5.45)*	7.82 *(5.45)*
B. Regulatory trade barriers					6.87	6.77	6.57
(i) Non-tariff trade barriers					6.11	5.91	5.51
(ii) Compliance cost of importing and exporting					7.63	7.63	7.63
C. Black-market exchange rates					10.00	10.00	10.00
D. Controls of the movement of capital and people					5.38	5.47	5.38
(i) Foreign ownership/investment restrictions					5.89	6.19	5.89
(ii) Capital controls					6.15	6.15	6.15
(iii) Freedom of foreigners to visit					4.08	4.08	4.08
Area 5. Regulation					**8.32**	**7.70**	**8.50**
A. Credit Market regulations					9.30	7.08	9.53
(i) Ownership of banks							
(ii) Private sector credit					9.60	9.17	9.07
(iii) Interest rate controls/negative real interest rates					9.00	5.00	10.00
B. Labor Market regulations					9.01	8.98	8.86
(i) Hiring regulations and minimum wage					10.00	10.00	10.00
(ii) Hiring and firing regulations					6.07	5.78	5.19
(iii) Centralized collective bargaining					7.98	8.13	7.97
(iv) Hours regulations					10.00	10.00	10.00
(v) Mandated cost of worker dismissal					10.00	10.00	10.00
(vi) Conscription					10.00	10.00	10.00
C. Business regulations					6.64	7.02	7.10
(i) Administrative requirements					4.60	5.20	5.45
(ii) Bureaucracy costs					4.60	4.60	4.60
(iii) Starting a business					6.64	6.65	6.66
(iv) Extra payments/bribes/favoritism					6.82	7.36	7.62
(v) Licensing restrictions					8.25	9.36	9.36
(vi) Cost of tax compliance					8.92	8.92	8.92

Bulgaria

	1980	1990	2000	2005	2010	2011	2012
Chain-Linked	Rating (Rank)	Rating (Rank)	Rating (Rank)	Rating (Rank)	Rating (Rank)	Rating (Rank)	Rating (Rank)
Summary Rating (Rank) ➤		**3.90** (101)	**5.37** (108)	**6.85** (68)	**7.21** (48)	**7.28** (48)	**7.29** (48)
Area 1. Size of Government		2.11 (112)	4.51 (105)	6.30 (78)	6.46 (60)	7.14 (40)	6.99 (44)
Area 2. Legal System and Property Rights		6.03 (38)	5.41 (72)	4.84 (81)	4.85 (80)	4.89 (78)	4.84 (81)
Area 3. Sound Money		4.45 (98)	3.23 (118)	8.89 (44)	9.51 (23)	9.32 (34)	9.47 (25)
Area 4. Freedom to Trade Internationally		2.83 (90)	7.33 (59)	7.09 (64)	7.80 (38)	7.45 (46)	7.43 (48)
Area 5. Regulation		3.90 (101)	6.37 (58)	7.15 (43)	7.47 (23)	7.62 (16)	7.72 (13)
Unadjusted							
Summary Rating (Rank) ➤		**4.17** (99)	**5.37** (107)	**6.95** (68)	**7.31** (43)	**7.38** (41)	**7.39** (40)
	Rating *(Data)*	Rating *(Data)*	Rating *(Data)*	Rating *(Data)*	Rating *(Data)*	Rating *(Data)*	Rating *(Data)*
Area 1. Size of Government		**2.54**	**4.51**	**6.30**	**6.46**	**7.14**	**6.99**
A. Government consumption	9.04 *(9.26)*	4.91 *(23.31)*	5.24 *(22.20)*	5.60 *(20.96)*	5.73 *(20.53)*	5.76 *(20.40)*	6.03 *(19.50)*
B. Transfers and subsidies		2.72 *(27.20)*	5.81 *(15.90)*	5.60 *(16.63)*	5.61 *(16.63)*	5.30 *(17.74)*	5.41 *(17.34)*
C. Government enterprises and investment		0.00 *(96.40)*	4.00 *(38.95)*	8.00 *(19.02)*	7.00 *(22.68)*	10.00 *(14.12)*	8.00 *(15.41)*
D. Top marginal tax rate			3.00	6.00	7.50	7.50	8.50
(i) Top marginal income tax rate			5.00 *(38)*	9.00 *(24)*	10.00 *(10)*	10.00 *(10)*	10.00 *(10)*
(ii) Top marginal income and payroll tax rate			1.00 *(56)*	3.00 *(50)*	5.00 *(38)*	5.00 *(38)*	7.00 *(34)*
Area 2. Legal System and Property Rights		**7.25**	**5.41**	**4.98**	**4.99**	**5.03**	**4.98**
A. Judicial independence			4.18	2.51	3.23	3.14	2.67
B. Impartial courts			4.51	2.55	2.91	3.14	3.04
C. Protection of property rights			3.35	4.58	3.82	4.17	4.23
D. Military interference in rule of law and politics			8.33	8.33	8.33	8.33	8.33
E. Integrity of the legal system			6.67	6.67	4.17	4.17	4.17
F. Legal enforcement of contracts				4.77	4.77	4.77	4.77
G. Regulatory restrictions on sale of real property				8.88	8.73	8.76	8.78
H. Reliability of police				2.90	3.99	4.05	3.97
I. Business costs of crime				3.64	4.94	4.71	4.85
Area 3. Sound Money		**4.45**	**3.23**	**8.89**	**9.51**	**9.32**	**9.47**
A. Money growth		7.38 *(13.10)*	0.00 *(76.68)*	7.29 *(13.53)*	9.89 *(-0.57)*	9.46 *(-2.69)*	9.93 *(0.37)*
B. Standard deviation of inflation		5.64 *(10.90)*	0.00 *(409.71)*	9.28 *(1.80)*	8.64 *(3.39)*	8.64 *(3.39)*	8.54 *(3.65)*
C. Inflation: most recent year		4.76 *(26.19)*	7.94 *(10.32)*	8.99 *(5.04)*	9.51 *(2.44)*	9.16 *(4.22)*	9.41 *(2.95)*
D. Freedom to own foreign currency bank accounts	0.00	0.00	5.00	10.00	10.00	10.00	10.00
Area 4. Freedom to Trade Internationally		**2.81**	**7.33**	**7.23**	**7.95**	**7.60**	**7.58**
A. Tariffs		8.43	7.85	7.75	9.15	8.27	8.21
(i) Revenue from trade taxes (% of trade sector)		9.13 *(1.30)*	9.53 *(0.71)*	9.59 *(0.62)*	9.63 *(0.55)*	9.66 *(0.51)*	9.63 *(0.55)*
(ii) Mean tariff rate		7.72 *(11.40)*	7.26 *(13.70)*	7.86 *(10.70)*	8.98 *(5.10)*	8.94 *(5.30)*	8.90 *(5.50)*
(iii) Standard deviation of tariff rates			6.76 *(8.11)*	5.80 *(10.50)*	8.84 *(2.91)*	6.23 *(9.43)*	6.11 *(9.74)*
B. Regulatory trade barriers			6.42	5.72	6.29	6.05	6.03
(i) Non-tariff trade barriers			4.35	5.02	5.23	4.77	4.63
(ii) Compliance cost of importing and exporting			8.50	6.42	7.34	7.34	7.43
C. Black-market exchange rates	0.00	0.00	10.00	10.00	10.00	10.00	10.00
D. Controls of the movement of capital and people	0.00	0.00	5.04	5.47	6.39	6.07	6.07
(i) Foreign ownership/investment restrictions			7.01	5.21	4.89	4.72	4.72
(ii) Capital controls	0.00	0.00	3.08	4.62	7.69	6.92	6.92
(iii) Freedom of foreigners to visit				6.58	6.58	6.58	6.58
Area 5. Regulation		**3.80**	**6.37**	**7.33**	**7.66**	**7.82**	**7.92**
A. Credit Market regulations	0.00	3.52	8.90	10.00	9.40	9.67	9.88
(i) Ownership of banks	0.00	0.00	8.00	10.00	10.00	10.00	10.00
(ii) Private sector credit		6.55	9.69	10.00	8.19	9.02	9.63
(iii) Interest rate controls/negative real interest rates		4.00	9.00	10.00	10.00	10.00	10.00
B. Labor Market regulations			4.92	6.43	7.68	7.70	7.68
(i) Hiring regulations and minimum wage			2.57	8.30	6.67	6.67	6.67
(ii) Hiring and firing regulations			4.33	4.50	5.23	5.34	4.99
(iii) Centralized collective bargaining			7.87	7.62	6.95	6.97	7.15
(iv) Hours regulations			6.85	6.00	8.00	8.00	8.00
(v) Mandated cost of worker dismissal				9.17	9.25	9.25	9.25
(vi) Conscription	0.00	0.00	3.00	3.00	10.00	10.00	10.00
C. Business regulations			5.29	5.57	5.89	6.09	6.21
(i) Administrative requirements			6.10	2.75	3.42	3.28	3.43
(ii) Bureaucracy costs			5.95	3.38	5.89	5.89	5.89
(iii) Starting a business			2.53	8.68	9.41	9.41	9.41
(iv) Extra payments/bribes/favoritism			6.57	7.42	3.87	4.40	4.77
(v) Licensing restrictions				8.09	8.39	8.64	8.82
(vi) Cost of tax compliance				3.10	4.40	4.91	4.91

Burkina Faso

	1980	1990	2000	2005	2010	2011	2012
Chain-Linked	Rating (Rank)	Rating (Rank)	Rating (Rank)	Rating (Rank)	Rating (Rank)	Rating (Rank)	Rating (Rank)
Summary Rating (Rank) ➤							
Area 1. Size of Government							
Area 2. Legal System and Property Rights							
Area 3. Sound Money							
Area 4. Freedom to Trade Internationally							
Area 5. Regulation							
Unadjusted							
Summary Rating (Rank) ➤				**5.85** (119)	**5.93** (133)	**6.01** (129)	**5.86** (135)
	Rating *(Data)*	Rating *(Data)*	Rating *(Data)*	Rating *(Data)*	Rating *(Data)*	Rating *(Data)*	Rating *(Data)*
Area 1. Size of Government				**5.69**	**4.98**	**5.24**	**5.25**
A. Government consumption				5.10 *(22.66)*	4.97 *(23.10)*	5.00 *(23.00)*	5.00 *(23.00)*
B. Transfers and subsidies				9.97 *(0.60)*	9.96 *(0.66)*	9.95 *(0.69)*	10.00 *(0.24)*
C. Government enterprises and investment			2.00 *(41.40)*	2.00 *(46.87)*	0.00 *(53.57)*	2.00 *(45.91)*	2.00 *(45.09)*
D. Top marginal tax rate						4.00	4.00
(i) Top marginal income tax rate						4.00 *(45)*	4.00 *(45)*
(ii) Top marginal income and payroll tax rate							
Area 2. Legal System and Property Rights				**4.17**	**4.33**	**4.26**	**3.98**
A. Judicial independence				3.37	2.58	2.44	1.83
B. Impartial courts				3.67	3.58	4.21	3.60
C. Protection of property rights				5.74	5.49	5.50	4.45
D. Military interference in rule of law and politics				5.00	4.17	4.17	4.17
E. Integrity of the legal system				5.83	5.83	5.00	5.00
F. Legal enforcement of contracts				2.10	2.14	2.14	2.14
G. Regulatory restrictions on sale of real property				1.56	4.68	4.74	4.69
H. Reliability of police				5.00	4.40	4.62	5.11
I. Business costs of crime				5.27	6.12	5.53	4.86
Area 3. Sound Money				**6.84**	**6.87**	**6.86**	**6.70**
A. Money growth				9.55 *(2.23)*	8.41 *(7.96)*	8.68 *(6.58)*	8.40 *(7.99)*
B. Standard deviation of inflation				9.11 *(2.23)*	9.24 *(1.91)*	9.29 *(1.77)*	9.17 *(2.07)*
C. Inflation: most recent year				8.72 *(6.42)*	9.85 *(-0.76)*	9.45 *(2.76)*	9.24 *(3.82)*
D. Freedom to own foreign currency bank accounts				0.00	0.00	0.00	0.00
Area 4. Freedom to Trade Internationally				**6.20**	**6.06**	**5.98**	**6.00**
A. Tariffs				7.05	7.18	7.28	7.33
(i) Revenue from trade taxes (% of trade sector)				6.52 *(5.22)*	6.63 *(5.06)*	6.94 *(4.59)*	7.07 *(4.39)*
(ii) Mean tariff rate				7.38 *(13.10)*	7.62 *(11.90)*	7.62 *(11.90)*	7.62 *(11.90)*
(iii) Standard deviation of tariff rates				7.26 *(6.84)*	7.29 *(6.78)*	7.29 *(6.78)*	7.29 *(6.78)*
B. Regulatory trade barriers				5.03	4.80	4.46	4.55
(i) Non-tariff trade barriers				7.04	5.93	5.13	5.43
(ii) Compliance cost of importing and exporting				3.02	3.67	3.79	3.67
C. Black-market exchange rates				10.00	10.00	10.00	10.00
D. Controls of the movement of capital and people				2.72	2.28	2.18	2.13
(i) Foreign ownership/investment restrictions				7.40	6.06	5.78	5.62
(ii) Capital controls				0.77	0.77	0.77	0.77
(iii) Freedom of foreigners to visit				0.00	0.00	0.00	0.00
Area 5. Regulation				**6.36**	**7.43**	**7.71**	**7.37**
A. Credit Market regulations				7.87	8.24	8.96	8.57
(i) Ownership of banks				10.00	10.00	10.00	10.00
(ii) Private sector credit				5.62	6.72	8.89	7.71
(iii) Interest rate controls/negative real interest rates				8.00	8.00	8.00	8.00
B. Labor Market regulations				5.89	7.76	7.82	7.24
(i) Hiring regulations and minimum wage				1.70	7.77	7.77	7.77
(ii) Hiring and firing regulations				4.82	5.94	5.88	4.77
(iii) Centralized collective bargaining				5.99	6.94	7.34	6.97
(iv) Hours regulations				6.00	8.00	8.00	6.00
(v) Mandated cost of worker dismissal				6.85	7.94	7.94	7.94
(vi) Conscription				10.00	10.00	10.00	10.00
C. Business regulations				5.30	6.28	6.34	6.30
(i) Administrative requirements				4.29	4.23	4.54	4.53
(ii) Bureaucracy costs				4.09	6.40	6.40	6.40
(iii) Starting a business				6.06	7.86	7.93	8.11
(iv) Extra payments/bribes/favoritism				5.04	3.51	3.55	3.07
(v) Licensing restrictions				5.35	8.70	8.63	8.73
(vi) Cost of tax compliance				6.97	6.97	6.97	6.97

Burundi

	1980	1990	2000	2005	2010	2011	2012
Chain-Linked	Rating (Rank)	Rating (Rank)	Rating (Rank)	Rating (Rank)	Rating (Rank)	Rating (Rank)	Rating (Rank)
Summary Rating (Rank) ➤	**3.94** (85)	**4.58** (90)	**4.73** (116)	**4.87** (118)	**5.15** (118)	**5.28** (117)	**5.18** (116)
Area 1. Size of Government	6.50 (18)	6.26 (39)	5.80 (76)	4.98 (100)	5.08 (98)	5.41 (95)	5.32 (98)
Area 2. Legal System and Property Rights			2.93 (117)	2.61 (116)	2.60 (120)	2.67 (118)	2.81 (118)
Area 3. Sound Money	5.56 (77)	6.50 (65)	6.19 (104)	6.71 (95)	7.01 (93)	7.16 (90)	7.03 (90)
Area 4. Freedom to Trade Internationally	0.35 (90)	2.85 (89)	4.48 (116)	2.75 (120)	3.65 (120)	3.69 (120)	3.68 (119)
Area 5. Regulation	4.84 (75)	4.96 (77)	4.27 (118)	7.03 (47)	6.90 (50)	6.96 (54)	6.50 (92)
Unadjusted							
Summary Rating (Rank) ➤	**3.99** (86)	**4.72** (89)	**4.73** (116)	**5.10** (132)	**5.39** (146)	**5.31** (143)	**5.21** (145)
	Rating *(Data)*	Rating *(Data)*	Rating *(Data)*	Rating *(Data)*	Rating *(Data)*	Rating *(Data)*	Rating *(Data)*
Area 1. Size of Government	**4.53**	**4.37**	**5.80**	**4.98**	**5.08**	**4.31**	**4.24**
A. Government consumption	9.07 *(9.16)*	8.75 *(10.27)*	7.96 *(12.92)*	5.52 *(21.24)*	3.50 *(28.10)*	4.74 *(23.90)*	4.65 *(24.20)*
B. Transfers and subsidies			9.43 *(2.60)*	9.43 *(2.60)*	9.73 *(1.51)*	9.49 *(2.37)*	9.31 *(3.04)*
C. Government enterprises and investment	0.00 *(91.90)*	0.00 *(82.20)*	0.00 *(87.30)*	0.00 *(53.81)*	2.00 *(44.59)*	2.00 *(44.54)*	2.00 *(47.20)*
D. Top marginal tax rate						1.00	1.00
(i) Top marginal income tax rate						1.00 *(60)*	1.00 *(60)*
(ii) Top marginal income and payroll tax rate							
Area 2. Legal System and Property Rights	**4.67**	**4.42**	**2.93**	**2.99**	**2.98**	**3.06**	**3.22**
A. Judicial independence				1.40	1.14	1.08	1.11
B. Impartial courts			3.67	2.53	2.64	2.44	2.53
C. Protection of property rights				3.31	2.84	2.42	2.78
D. Military interference in rule of law and politics			2.20	1.90	2.20	2.20	1.80
E. Integrity of the legal system							
F. Legal enforcement of contracts				3.91	2.65	2.65	2.65
G. Regulatory restrictions on sale of real property				3.22	6.38	7.71	8.46
H. Reliability of police				3.70	1.99	1.62	1.82
I. Business costs of crime				3.92	4.01	4.40	4.60
Area 3. Sound Money	**5.56**	**6.50**	**6.19**	**6.71**	**7.01**	**7.16**	**7.03**
A. Money growth	7.91 *(10.45)*	9.97 *(0.15)*	7.67 *(11.66)*	6.83 *(15.85)*	7.48 *(12.61)*	7.87 *(10.67)*	8.67 *(6.65)*
B. Standard deviation of inflation	7.60 *(5.99)*	7.22 *(6.94)*	6.95 *(7.62)*	7.72 *(5.69)*	6.83 *(7.93)*	7.72 *(5.71)*	8.05 *(4.87)*
C. Inflation: most recent year	6.72 *(16.38)*	8.80 *(5.99)*	5.14 *(24.31)*	7.30 *(13.52)*	8.72 *(6.40)*	8.05 *(9.74)*	6.40 *(18.01)*
D. Freedom to own foreign currency bank accounts	0.00	0.00	5.00	5.00	5.00	5.00	5.00
Area 4. Freedom to Trade Internationally	**0.33**	**3.37**	**4.48**	**3.73**	**4.94**	**5.00**	**5.00**
A. Tariffs	0.00	1.30	1.13	4.48	4.64	4.64	4.60
(i) Revenue from trade taxes (% of trade sector)	0.00 *(18.10)*	0.00 *(22.90)*	1.13 *(13.31)*	1.13 *(13.31)*	1.13 *(13.31)*	1.13 *(13.31)*	1.13 *(13.31)*
(ii) Mean tariff rate		2.60 *(37.00)*		6.08 *(19.60)*	7.50 *(12.50)*	7.50 *(12.50)*	7.44 *(12.80)*
(iii) Standard deviation of tariff rates				6.24 *(9.40)*	5.30 *(11.75)*	5.30 *(11.75)*	5.24 *(11.90)*
B. Regulatory trade barriers				2.96	3.97	4.22	4.27
(i) Non-tariff trade barriers				4.12	4.08	3.84	3.92
(ii) Compliance cost of importing and exporting				1.79	3.86	4.61	4.61
C. Black-market exchange rates	1.00	8.80	10.00	4.88	10.00	10.00	10.00
D. Controls of the movement of capital and people	0.00	0.00	2.31	2.62	1.16	1.15	1.12
(i) Foreign ownership/investment restrictions				5.54	3.49	3.45	3.36
(ii) Capital controls	0.00	0.00	2.31	2.31	0.00	0.00	0.00
(iii) Freedom of foreigners to visit				0.00	0.00	0.00	0.00
Area 5. Regulation	**4.84**	**4.96**	**4.27**	**7.10**	**6.96**	**7.02**	**6.56**
A. Credit Market regulations	2.94	3.26	1.42	8.79	7.60	7.54	6.40
(i) Ownership of banks	2.00	0.00	0.00	8.00	5.00	5.00	5.00
(ii) Private sector credit	4.81	5.78	0.25	8.36	7.80	8.61	6.19
(iii) Interest rate controls/negative real interest rates	2.00	4.00	4.00	10.00	10.00	9.00	8.00
B. Labor Market regulations				7.69	7.79	7.69	7.44
(i) Hiring regulations and minimum wage				10.00	10.00	10.00	10.00
(ii) Hiring and firing regulations				5.75	4.77	4.50	3.99
(iii) Centralized collective bargaining				8.07	8.24	7.87	6.90
(iv) Hours regulations				4.70	6.00	6.00	6.00
(v) Mandated cost of worker dismissal				7.59	7.76	7.76	7.76
(vi) Conscription	10.00	10.00	10.00	10.00	10.00	10.00	10.00
C. Business regulations				4.82	5.49	5.85	5.84
(i) Administrative requirements				2.76	3.82	2.94	3.18
(ii) Bureaucracy costs				4.67	7.58	7.58	7.58
(iii) Starting a business				6.64	8.32	9.55	9.66
(iv) Extra payments/bribes/favoritism				3.98	2.60	2.24	2.49
(v) Licensing restrictions				2.46	3.72	5.84	5.21
(vi) Cost of tax compliance				8.43	6.93	6.93	6.93

Cambodia

	1980	1990	2000	2005	2010	2011	2012
Chain-Linked	Rating (Rank)	Rating (Rank)	Rating (Rank)	Rating (Rank)	Rating (Rank)	Rating (Rank)	Rating (Rank)
Summary Rating (Rank) ➤							
Area 1. Size of Government							
Area 2. Legal System and Property Rights							
Area 3. Sound Money							
Area 4. Freedom to Trade Internationally							
Area 5. Regulation							
Unadjusted							
Summary Rating (Rank) ➤					**7.17** (60)	**7.06** (71)	**7.02** (72)
	Rating *(Data)*	Rating *(Data)*	Rating *(Data)*	Rating *(Data)*	Rating *(Data)*	Rating *(Data)*	Rating *(Data)*
Area 1. Size of Government					**7.89**	**7.88**	**7.39**
A. Government consumption					9.65 *(7.20)*	9.76 *(6.80)*	7.95 *(12.95)*
B. Transfers and subsidies					9.89 *(0.89)*	9.74 *(1.45)*	9.60 *(1.96)*
C. Government enterprises and investment				6.00 *(28.52)*	2.00 *(40.00)*	2.00 *(47.58)*	2.00 *(47.58)*
D. Top marginal tax rate					10.00	10.00	10.00
(i) Top marginal income tax rate					10.00 *(20)*	10.00 *(20)*	10.00 *(20)*
(ii) Top marginal income and payroll tax rate					10.00 *(20)*	10.00 *(20)*	10.00 *(20)*
Area 2. Legal System and Property Rights					**4.61**	**4.76**	**4.56**
A. Judicial independence					3.46	3.76	2.95
B. Impartial courts					4.88	5.11	4.18
C. Protection of property rights					4.63	4.68	4.41
D. Military interference in rule of law and politics					4.70	4.70	5.90
E. Integrity of the legal system							
F. Legal enforcement of contracts					2.44	2.44	1.82
G. Regulatory restrictions on sale of real property					7.53	7.53	7.50
H. Reliability of police					3.97	4.19	3.83
I. Business costs of crime					5.31	5.72	5.91
Area 3. Sound Money					**9.26**	**9.25**	**9.26**
A. Money growth					9.43 *(-2.86)*	9.71 *(-1.43)*	9.38 *(3.08)*
B. Standard deviation of inflation					8.43 *(3.92)*	8.38 *(4.06)*	8.24 *(4.39)*
C. Inflation: most recent year					9.20 *(4.00)*	8.90 *(5.48)*	9.41 *(2.93)*
D. Freedom to own foreign currency bank accounts					10.00	10.00	10.00
Area 4. Freedom to Trade Internationally					**7.29**	**7.03**	**7.09**
A. Tariffs					8.55	7.67	7.67
(i) Revenue from trade taxes (% of trade sector)					8.55 *(2.17)*	8.64 *(2.04)*	8.64 *(2.04)*
(ii) Mean tariff rate						7.82 *(10.90)*	7.82 *(10.90)*
(iii) Standard deviation of tariff rates						6.56 *(8.61)*	6.56 *(8.61)*
B. Regulatory trade barriers					6.09	5.94	6.12
(i) Non-tariff trade barriers					5.48	5.18	5.42
(ii) Compliance cost of importing and exporting					6.70	6.70	6.82
C. Black-market exchange rates					10.00	10.00	10.00
D. Controls of the movement of capital and people					4.52	4.49	4.57
(i) Foreign ownership/investment restrictions					6.21	6.14	6.37
(ii) Capital controls					7.00	7.00	7.00
(iii) Freedom of foreigners to visit					0.34	0.34	0.34
Area 5. Regulation					**6.78**	**6.37**	**6.79**
A. Credit Market regulations					7.51	6.09	7.61
(i) Ownership of banks							
(ii) Private sector credit				10.00	7.51	6.09	7.61
(iii) Interest rate controls/negative real interest rates							
B. Labor Market regulations					7.30	7.38	7.49
(i) Hiring regulations and minimum wage					5.57	5.57	5.57
(ii) Hiring and firing regulations					5.44	5.68	6.19
(iii) Centralized collective bargaining					6.49	6.74	6.86
(iv) Hours regulations					10.00	10.00	10.00
(v) Mandated cost of worker dismissal					6.30	6.30	6.30
(vi) Conscription					10.00	10.00	10.00
C. Business regulations					5.52	5.64	5.26
(i) Administrative requirements					4.42	4.65	4.18
(ii) Bureaucracy costs					6.25	6.25	6.25
(iii) Starting a business					6.02	6.13	5.00
(iv) Extra payments/bribes/favoritism					3.45	3.80	3.15
(v) Licensing restrictions					4.93	4.93	4.94
(vi) Cost of tax compliance					8.06	8.06	8.06

Cameroon

	1980	1990	2000	2005	2010	2011	2012
Chain-Linked	Rating (Rank)	Rating (Rank)	Rating (Rank)	Rating (Rank)	Rating (Rank)	Rating (Rank)	Rating (Rank)
Summary Rating (Rank) ➤	**5.62** (39)	**5.81** (46)	**5.92** (90)	**6.14** (90)	**6.31** (95)	**6.20** (96)	**6.29** (95)
Area 1. Size of Government	6.74 (15)	5.24 (67)	6.89 (37)	7.04 (50)	6.76 (53)	6.16 (72)	6.26 (68)
Area 2. Legal System and Property Rights	5.78 (35)	5.79 (46)	4.59 (87)	4.19 (97)	4.76 (85)	4.62 (87)	4.66 (86)
Area 3. Sound Money	5.66 (74)	7.01 (46)	6.60 (97)	7.21 (84)	6.74 (99)	6.78 (99)	6.97 (93)
Area 4. Freedom to Trade Internationally	4.28 (50)	5.45 (51)	5.28 (105)	5.58 (102)	5.87 (100)	5.85 (100)	5.80 (99)
Area 5. Regulation	5.22 (61)	5.56 (64)	6.25 (63)	6.61 (74)	7.50 (22)	7.69 (13)	7.87 (11)
Unadjusted							
Summary Rating (Rank) ➤	**5.81** (33)	**5.76** (49)	**5.92** (90)	**5.91** (116)	**6.07** (128)	**5.97** (132)	**6.05** (129)
	Rating *(Data)*	Rating *(Data)*	Rating *(Data)*	Rating *(Data)*	Rating *(Data)*	Rating *(Data)*	Rating *(Data)*
Area 1. Size of Government	**8.37**	**5.24**	**6.89**	**7.04**	**6.76**	**6.16**	**6.26**
A. Government consumption	8.18 *(12.19)*	7.04 *(16.06)*	8.00 *(12.80)*	8.07 *(12.55)*	6.97 *(16.30)*	6.56 *(17.70)*	6.97 *(16.30)*
B. Transfers and subsidies	9.92 *(0.80)*	9.40 *(2.70)*	9.57 *(2.09)*	9.57 *(2.09)*	9.57 *(2.09)*	9.57 *(2.09)*	9.57 *(2.09)*
C. Government enterprises and investment	7.00 *(22.20)*	4.00 *(31.50)*	10.00 *(13.10)*	10.00 *(6.27)*	6.00 *(25.49)*	4.00 *(32.64)*	4.00 *(30.56)*
D. Top marginal tax rate		0.50	0.00	0.50	4.50	4.50	4.50
(i) Top marginal income tax rate		1.00 *(60)*	0.00 *(65)*	1.00 *(60)*	5.00 *(39)*	5.00 *(39)*	5.00 *(39)*
(ii) Top marginal income and payroll tax rate		0.00 *(63)*	0.00 *(68)*	0.00 *(68)*	4.00 *(41)*	4.00 *(41)*	4.00 *(41)*
Area 2. Legal System and Property Rights	**5.78**	**5.79**	**4.59**	**3.53**	**4.00**	**3.88**	**3.91**
A. Judicial independence				2.06	2.86	2.43	2.13
B. Impartial courts			3.76	2.81	3.83	3.93	3.62
C. Protection of property rights				4.14	4.38	4.66	4.75
D. Military interference in rule of law and politics			6.67	6.67	5.83	5.00	5.00
E. Integrity of the legal system			3.33	3.33	3.33	3.33	3.33
F. Legal enforcement of contracts				2.17	2.17	2.17	2.17
G. Regulatory restrictions on sale of real property				3.24	3.24	3.24	3.37
H. Reliability of police				3.83	4.50	4.76	5.43
I. Business costs of crime				3.49	5.85	5.42	5.42
Area 3. Sound Money	**5.66**	**7.01**	**6.60**	**7.21**	**6.74**	**6.78**	**6.97**
A. Money growth	7.83 *(10.86)*	8.98 *(-5.10)*	7.36 *(13.21)*	9.89 *(-0.53)*	8.32 *(8.38)*	8.76 *(6.18)*	9.55 *(2.26)*
B. Standard deviation of inflation	7.65 *(5.88)*	9.38 *(1.55)*	9.30 *(1.75)*	9.34 *(1.65)*	8.88 *(2.81)*	8.94 *(2.65)*	8.91 *(2.73)*
C. Inflation: most recent year	7.15 *(14.25)*	9.67 *(1.64)*	9.75 *(1.23)*	9.60 *(2.01)*	9.74 *(1.28)*	9.41 *(2.94)*	9.41 *(2.94)*
D. Freedom to own foreign currency bank accounts	0.00	0.00	0.00	0.00	0.00	0.00	0.00
Area 4. Freedom to Trade Internationally	**4.09**	**5.20**	**5.28**	**5.86**	**6.16**	**6.14**	**6.09**
A. Tariffs	2.67	6.40	5.08	5.50	5.50	5.50	5.50
(i) Revenue from trade taxes (% of trade sector)	2.67 *(11.00)*	6.40 *(5.40)*	3.84 *(9.24)*	3.84 *(9.24)*	3.84 *(9.24)*	3.84 *(9.24)*	3.84 *(9.24)*
(ii) Mean tariff rate			6.32 *(18.40)*	6.32 *(18.40)*	6.44 *(17.80)*	6.44 *(17.80)*	6.44 *(17.80)*
(iii) Standard deviation of tariff rates				6.33 *(9.18)*	6.23 *(9.43)*	6.23 *(9.43)*	6.23 *(9.43)*
B. Regulatory trade barriers				5.52	6.57	6.29	6.02
(i) Non-tariff trade barriers				5.20	6.46	5.90	5.37
(ii) Compliance cost of importing and exporting				5.84	6.68	6.68	6.68
C. Black-market exchange rates	9.60	9.20	10.00	10.00	10.00	10.00	10.00
D. Controls of the movement of capital and people	0.00	0.00	0.77	2.41	2.58	2.78	2.82
(i) Foreign ownership/investment restrictions				6.46	6.19	6.81	6.93
(ii) Capital controls	0.00	0.00	0.77	0.77	1.54	1.54	1.54
(iii) Freedom of foreigners to visit				0.00	0.00	0.00	0.00
Area 5. Regulation	**5.16**	**5.56**	**6.25**	**5.91**	**6.70**	**6.87**	**7.03**
A. Credit Market regulations	3.00	4.85	6.67	7.31	7.50	7.56	8.13
(i) Ownership of banks	0.00	0.00	2.00	5.00	5.00	5.00	5.00
(ii) Private sector credit		6.54	10.00	7.93	8.50	8.69	9.40
(iii) Interest rate controls/negative real interest rates	6.00	8.00	8.00	9.00	9.00	9.00	10.00
B. Labor Market regulations				7.30	7.56	7.90	7.77
(i) Hiring regulations and minimum wage				7.20	7.23	7.23	7.23
(ii) Hiring and firing regulations				5.71	6.32	6.44	6.09
(iii) Centralized collective bargaining				5.95	6.43	6.33	5.90
(iv) Hours regulations				8.00	8.00	10.00	10.00
(v) Mandated cost of worker dismissal				6.94	7.38	7.38	7.38
(vi) Conscription	10.00	10.00	10.00	10.00	10.00	10.00	10.00
C. Business regulations				3.11	5.04	5.15	5.20
(i) Administrative requirements				1.75	3.39	3.94	4.06
(ii) Bureaucracy costs				3.66	5.91	5.91	5.91
(iii) Starting a business				6.54	8.44	8.59	8.58
(iv) Extra payments/bribes/favoritism				3.98	3.30	3.09	2.91
(v) Licensing restrictions				2.70	6.54	6.70	6.81
(vi) Cost of tax compliance				0.00	2.67	2.67	2.94

Canada

	1980	1990	2000	2005	2010	2011	2012
Chain-Linked	Rating (Rank)	Rating (Rank)	Rating (Rank)	Rating (Rank)	Rating (Rank)	Rating (Rank)	Rating (Rank)
Summary Rating (Rank) ➤	**7.68** (5)	**8.09** (5)	**8.36** (7)	**8.33** (6)	**8.09** (4)	**8.08** (5)	**8.11** (4)
Area 1. Size of Government	5.37 (40)	5.81 (54)	5.97 (72)	6.88 (53)	6.17 (71)	6.70 (59)	6.66 (59)
Area 2. Legal System and Property Rights	7.18 (16)	8.35 (7)	9.27 (8)	8.67 (16)	8.74 (12)	8.71 (11)	8.56 (11)
Area 3. Sound Money	9.09 (6)	9.68 (6)	9.53 (19)	9.68 (4)	9.46 (26)	9.12 (45)	9.38 (36)
Area 4. Freedom to Trade Internationally	8.60 (8)	8.79 (10)	8.97 (19)	7.90 (32)	7.98 (29)	7.75 (37)	7.79 (34)
Area 5. Regulation	8.14 (3)	7.82 (6)	8.06 (4)	8.55 (2)	8.19 (6)	8.15 (6)	8.21 (7)
Unadjusted							
Summary Rating (Rank) ➤	**7.77** (5)	**8.11** (6)	**8.36** (7)	**8.22** (7)	**7.98** (5)	**7.97** (7)	**8.00** (7)
	Rating *(Data)*	Rating *(Data)*	Rating *(Data)*	Rating *(Data)*	Rating *(Data)*	Rating *(Data)*	Rating *(Data)*
Area 1. Size of Government	**5.37**	**5.81**	**5.97**	**6.88**	**6.17**	**6.70**	**6.66**
A. Government consumption	3.29 *(28.83)*	3.35 *(28.63)*	4.54 *(24.56)*	4.23 *(25.61)*	3.73 *(27.32)*	3.76 *(27.20)*	3.74 *(27.30)*
B. Transfers and subsidies	6.19 *(14.50)*	5.89 *(15.60)*	6.34 *(13.92)*	7.31 *(10.38)*	6.94 *(11.72)*	7.05 *(11.33)*	6.90 *(11.87)*
C. Government enterprises and investment	10.00 *(12.60)*	10.00 *(13.70)*	10.00 *(14.80)*	10.00 *(12.67)*	8.00 *(18.78)*	10.00 *(13.10)*	10.00 *(13.10)*
D. Top marginal tax rate	2.00	4.00	3.00	6.00	6.00	6.00	6.00
(i) Top marginal income tax rate	2.00 *(60-68)*	4.00 *(44-54)*	3.00 *(44-51)*	6.00 *(39-49)*	6.00 *(39-50)*	6.00 *(39-50)*	6.00 *(39-50)*
(ii) Top marginal income and payroll tax rate		4.00 *(44-54)*	3.00 *(44-51)*	6.00 *(39-49)*	6.00 *(39-50)*	6.00 *(39-50)*	6.00 *(39-50)*
Area 2. Legal System and Property Rights	**7.18**	**8.35**	**9.27**	**8.08**	**8.16**	**8.12**	**7.99**
A. Judicial independence			9.19	7.91	8.88	8.84	8.58
B. Impartial courts			9.19	7.42	7.08	7.07	6.82
C. Protection of property rights			7.98	8.16	8.32	8.39	8.39
D. Military interference in rule of law and politics			10.00	10.00	10.00	10.00	10.00
E. Integrity of the legal system			10.00	10.00	9.17	9.17	9.17
F. Legal enforcement of contracts				4.81	4.81	4.81	4.81
G. Regulatory restrictions on sale of real property				9.14	9.09	8.56	8.57
H. Reliability of police				7.95	8.85	8.65	8.38
I. Business costs of crime				7.37	7.19	7.61	7.16
Area 3. Sound Money	**9.09**	**9.68**	**9.53**	**9.68**	**9.46**	**9.12**	**9.38**
A. Money growth	9.24 *(3.78)*	9.70 *(1.50)*	9.31 *(3.46)*	9.64 *(1.81)*	9.55 *(2.27)*	8.49 *(7.55)*	8.79 *(6.05)*
B. Standard deviation of inflation	9.32 *(1.70)*	9.65 *(0.88)*	9.34 *(1.65)*	9.54 *(1.15)*	8.64 *(3.40)*	8.58 *(3.54)*	9.04 *(2.40)*
C. Inflation: most recent year	7.80 *(11.00)*	9.38 *(3.11)*	9.45 *(2.75)*	9.56 *(2.21)*	9.64 *(1.78)*	9.42 *(2.91)*	9.70 *(1.52)*
D. Freedom to own foreign currency bank accounts	10.00	10.00	10.00	10.00	10.00	10.00	10.00
Area 4. Freedom to Trade Internationally	**8.69**	**8.64**	**8.97**	**7.78**	**7.85**	**7.63**	**7.67**
A. Tariffs	8.08	7.93	8.78	6.65	7.25	6.58	6.92
(i) Revenue from trade taxes (% of trade sector)	8.40 *(2.40)*	9.20 *(1.20)*	9.79 *(0.31)*	9.77 *(0.35)*	9.77 *(0.35)*	9.77 *(0.34)*	9.77 *(0.35)*
(ii) Mean tariff rate	7.76 *(11.20)*	8.12 *(9.40)*	9.22 *(3.90)*	9.10 *(4.50)*	9.26 *(3.70)*	9.10 *(4.50)*	9.14 *(4.30)*
(iii) Standard deviation of tariff rates		6.48 *(8.80)*	7.32 *(6.70)*	1.07 *(22.33)*	2.73 *(18.17)*	0.86 *(22.86)*	1.86 *(20.34)*
B. Regulatory trade barriers			8.48	7.76	7.58	7.39	7.23
(i) Non-tariff trade barriers			7.45	6.63	6.26	5.88	5.59
(ii) Compliance cost of importing and exporting			9.50	8.89	8.89	8.89	8.87
C. Black-market exchange rates	10.00	10.00	10.00	10.00	10.00	10.00	10.00
D. Controls of the movement of capital and people	8.00	8.00	8.65	6.71	6.56	6.55	6.51
(i) Foreign ownership/investment restrictions			8.83	7.50	7.07	7.04	6.91
(ii) Capital controls	8.00	8.00	8.46	6.92	6.92	6.92	6.92
(iii) Freedom of foreigners to visit				5.70	5.70	5.70	5.70
Area 5. Regulation	**8.53**	**8.09**	**8.06**	**8.66**	**8.29**	**8.25**	**8.32**
A. Credit Market regulations	9.72	9.13	10.00	10.00	9.30	9.46	9.96
(i) Ownership of banks	10.00	10.00	10.00	10.00	10.00	10.00	10.00
(ii) Private sector credit	9.16	7.39	10.00	10.00	8.90	9.38	9.89
(iii) Interest rate controls/negative real interest rates	10.00	10.00	10.00	10.00	9.00	9.00	10.00
B. Labor Market regulations	7.33	7.05	6.41	8.20	8.51	8.54	8.47
(i) Hiring regulations and minimum wage			4.28	8.90	8.90	8.90	8.90
(ii) Hiring and firing regulations		6.47	5.08	5.44	6.47	6.53	6.11
(iii) Centralized collective bargaining	7.24	7.24	7.83	7.48	7.43	7.54	7.51
(iv) Hours regulations	4.75	4.49	4.84	10.00	10.00	10.00	10.00
(v) Mandated cost of worker dismissal				7.40	8.27	8.27	8.27
(vi) Conscription	10.00	10.00	10.00	10.00	10.00	10.00	10.00
C. Business regulations			7.77	7.79	7.06	6.75	6.53
(i) Administrative requirements			7.20	3.87	4.22	4.10	4.45
(ii) Bureaucracy costs			7.23	6.39	2.02	2.02	2.02
(iii) Starting a business			7.55	9.89	9.84	9.84	9.84
(iv) Extra payments/bribes/favoritism			9.08	8.39	8.13	7.90	7.57
(v) Licensing restrictions				9.52	9.63	8.14	6.75
(vi) Cost of tax compliance				8.67	8.53	8.53	8.53

Cape Verde

	1980	1990	2000	2005	2010	2011	2012
Chain-Linked	Rating (Rank)	Rating (Rank)	Rating (Rank)	Rating (Rank)	Rating (Rank)	Rating (Rank)	Rating (Rank)
Summary Rating (Rank) ➤							
Area 1. Size of Government							
Area 2. Legal System and Property Rights							
Area 3. Sound Money							
Area 4. Freedom to Trade Internationally							
Area 5. Regulation							
Unadjusted							
Summary Rating (Rank) ➤					**6.39** (112)	**6.54** (105)	**6.54** (107)
	Rating *(Data)*	Rating *(Data)*	Rating *(Data)*	Rating *(Data)*	Rating *(Data)*	Rating *(Data)*	Rating *(Data)*
Area 1. Size of Government					**5.42**	**6.35**	**6.48**
A. Government consumption					3.32 *(28.70)*	5.12 *(22.60)*	5.55 *(21.13)*
B. Transfers and subsidies					9.34 *(2.93)*	9.27 *(3.19)*	9.36 *(2.85)*
C. Government enterprises and investment				0.00 *(35.88)*	4.00 *(38.22)*	6.00 *(27.83)*	6.00 *(27.83)*
D. Top marginal tax rate					5.00	5.00	5.00
(i) Top marginal income tax rate					7.00 *(35)*	7.00 *(35)*	7.00 *(35)*
(ii) Top marginal income and payroll tax rate					3.00 *(50)*	3.00 *(50)*	3.00 *(50)*
Area 2. Legal System and Property Rights					**6.02**	**6.05**	**5.94**
A. Judicial independence					5.27	5.30	5.20
B. Impartial courts					4.37	4.53	4.32
C. Protection of property rights					4.66	5.00	4.79
D. Military interference in rule of law and politics					8.50	8.50	8.40
E. Integrity of the legal system							
F. Legal enforcement of contracts					6.06	6.06	6.06
G. Regulatory restrictions on sale of real property					8.13	8.20	8.37
H. Reliability of police					5.79	5.80	5.59
I. Business costs of crime					5.36	5.00	4.82
Area 3. Sound Money					**7.16**	**6.85**	**7.05**
A. Money growth					9.47 *(-2.67)*	8.76 *(-6.18)*	8.96 *(-5.21)*
B. Standard deviation of inflation					9.58 *(1.06)*	9.54 *(1.16)*	9.74 *(0.66)*
C. Inflation: most recent year					9.58 *(2.08)*	9.11 *(4.47)*	9.49 *(2.54)*
D. Freedom to own foreign currency bank accounts					0.00	0.00	0.00
Area 4. Freedom to Trade Internationally					**6.56**	**6.58**	**6.59**
A. Tariffs					6.60	6.65	6.69
(i) Revenue from trade taxes (% of trade sector)					7.02 *(4.47)*	7.09 *(4.37)*	7.25 *(4.12)*
(ii) Mean tariff rate					7.96 *(10.20)*	7.96 *(10.20)*	7.98 *(10.10)*
(iii) Standard deviation of tariff rates					4.82 *(12.95)*	4.90 *(12.75)*	4.83 *(12.93)*
B. Regulatory trade barriers					6.16	5.99	6.03
(i) Non-tariff trade barriers					4.86	4.52	4.60
(ii) Compliance cost of importing and exporting					7.45	7.45	7.45
C. Black-market exchange rates					10.00	10.00	10.00
D. Controls of the movement of capital and people					3.47	3.68	3.64
(i) Foreign ownership/investment restrictions					6.10	5.90	5.76
(ii) Capital controls					2.50	3.33	3.33
(iii) Freedom of foreigners to visit					1.81	1.81	1.81
Area 5. Regulation					**6.80**	**6.87**	**6.65**
A. Credit Market regulations					8.76	8.82	8.27
(i) Ownership of banks							
(ii) Private sector credit				9.10	7.52	7.65	6.54
(iii) Interest rate controls/negative real interest rates					10.00	10.00	10.00
B. Labor Market regulations					4.63	4.67	4.63
(i) Hiring regulations and minimum wage					5.00	5.00	5.00
(ii) Hiring and firing regulations					3.95	4.26	4.19
(iii) Centralized collective bargaining					7.33	7.22	7.05
(iv) Hours regulations					8.00	8.00	8.00
(v) Mandated cost of worker dismissal					2.52	2.52	2.52
(vi) Conscription					1.00	1.00	1.00
C. Business regulations					7.00	7.12	7.06
(i) Administrative requirements					4.33	4.73	4.54
(ii) Bureaucracy costs					6.41	6.41	6.41
(iii) Starting a business					9.34	9.38	9.54
(iv) Extra payments/bribes/favoritism					6.04	6.19	5.71
(v) Licensing restrictions					7.98	8.10	8.26
(vi) Cost of tax compliance					7.92	7.92	7.92

Central African Republic

	1980	1990	2000	2005	2010	2011	2012
Chain-Linked	Rating (Rank)	Rating (Rank)	Rating (Rank)	Rating (Rank)	Rating (Rank)	Rating (Rank)	Rating (Rank)
Summary Rating (Rank) ➤		**4.80** (86)	**5.27** (110)	**5.28** (114)	**5.72** (114)	**5.78** (109)	**5.81** (108)
Area 1. Size of Government	3.84 (84)	4.70 (84)	5.28 (87)	3.95 (116)	6.29 (70)	6.76 (56)	6.77 (55)
Area 2. Legal System and Property Rights			4.35 (96)	5.49 (70)	4.59 (89)	4.59 (89)	4.78 (84)
Area 3. Sound Money	5.25 (86)	7.08 (42)	7.03 (78)	7.04 (88)	6.95 (95)	6.76 (100)	6.70 (101)
Area 4. Freedom to Trade Internationally		4.08 (75)	5.19 (109)	5.40 (107)	5.76 (102)	5.79 (101)	5.61 (102)
Area 5. Regulation		4.85 (85)	4.52 (116)	5.23 (110)	5.16 (115)	5.11 (116)	5.33 (113)
Unadjusted							
Summary Rating (Rank) ➤	**4.48** (75)	**5.02** (75)	**5.27** (111)	**4.77** (135)	**5.21** (149)	**5.26** (144)	**5.29** (142)
	Rating *(Data)*	Rating *(Data)*	Rating *(Data)*	Rating *(Data)*	Rating *(Data)*	Rating *(Data)*	Rating *(Data)*
Area 1. Size of Government	**3.84**	**4.70**	**5.28**	**3.95**	**6.49**	**6.99**	**7.00**
A. Government consumption	7.67 *(13.91)*	7.41 *(14.81)*	8.55 *(10.92)*	7.91 *(13.12)*	9.32 *(8.30)*	9.41 *(8.00)*	9.41 *(8.00)*
B. Transfers and subsidies					9.65 *(1.78)*	9.53 *(2.21)*	9.58 *(2.04)*
C. Government enterprises and investment	0.00 *(53.50)*	2.00 *(41.30)*	2.00 *(49.16)*	0.00 *(53.60)*	2.00 *(42.36)*	4.00 *(32.06)*	4.00 *(32.06)*
D. Top marginal tax rate					5.00	5.00	5.00
(i) Top marginal income tax rate					5.00 *(39-48)*	5.00 *(39-48)*	5.00 *(39-48)*
(ii) Top marginal income and payroll tax rate							
Area 2. Legal System and Property Rights	**4.67**	**4.42**	**4.35**	**2.81**	**2.34**	**2.34**	**2.44**
A. Judicial independence							
B. Impartial courts				3.30	3.30	3.30	3.00
C. Protection of property rights							
D. Military interference in rule of law and politics			4.70	3.30	0.60	0.60	1.30
E. Integrity of the legal system			4.00				
F. Legal enforcement of contracts				0.51	0.51	0.51	0.51
G. Regulatory restrictions on sale of real property				4.11	4.97	4.97	4.97
H. Reliability of police							
I. Business costs of crime							
Area 3. Sound Money	**5.25**	**7.08**	**7.03**	**7.04**	**6.95**	**6.76**	**6.70**
A. Money growth	7.16 *(14.22)*	9.90 *(-0.50)*	9.12 *(-4.39)*	9.66 *(1.70)*	8.69 *(6.56)*	7.99 *(10.06)*	8.87 *(5.64)*
B. Standard deviation of inflation	7.50 *(6.24)*	8.86 *(2.85)*	9.65 *(0.88)*	9.08 *(2.30)*	9.39 *(1.52)*	9.30 *(1.74)*	9.07 *(2.32)*
C. Inflation: most recent year	6.35 *(18.27)*	9.55 *(2.27)*	9.36 *(3.20)*	9.42 *(2.88)*	9.70 *(1.49)*	9.74 *(1.30)*	8.85 *(5.77)*
D. Freedom to own foreign currency bank accounts	0.00	0.00	0.00	0.00	0.00	0.00	0.00
Area 4. Freedom to Trade Internationally	**4.18**	**4.06**	**5.19**	**4.37**	**4.66**	**4.69**	**4.54**
A. Tariffs	2.93	2.97	5.58	6.21	6.09	6.21	4.52
(i) Revenue from trade taxes (% of trade sector)	2.93 *(10.60)*	2.33 *(11.50)*	4.27 *(8.60)*	5.88 *(6.18)*	5.61 *(6.58)*	5.96 *(6.06)*	0.89 *(13.67)*
(ii) Mean tariff rate		3.60 *(32.00)*	6.28 *(18.60)*	6.42 *(17.90)*	6.44 *(17.80)*	6.44 *(17.80)*	6.44 *(17.80)*
(iii) Standard deviation of tariff rates			6.20 *(9.50)*	6.33 *(9.18)*	6.23 *(9.43)*	6.23 *(9.43)*	6.23 *(9.43)*
B. Regulatory trade barriers				1.26	1.77	1.77	2.87
(i) Non-tariff trade barriers							
(ii) Compliance cost of importing and exporting				1.26	1.77	1.77	2.87
C. Black-market exchange rates	9.60	9.20	10.00	10.00	10.00	10.00	10.00
D. Controls of the movement of capital and people	0.00	0.00	0.00	0.00	0.77	0.77	0.77
(i) Foreign ownership/investment restrictions							
(ii) Capital controls	0.00	0.00	0.00	0.00	1.54	1.54	1.54
(iii) Freedom of foreigners to visit				0.00	0.00	0.00	0.00
Area 5. Regulation		**4.85**	**4.52**	**5.68**	**5.60**	**5.55**	**5.78**
A. Credit Market regulations	0.00	6.29	5.41	7.22	7.43	7.32	7.87
(i) Ownership of banks	0.00	2.00	2.00	5.00	5.00	5.00	5.00
(ii) Private sector credit		6.88	6.24	7.65	8.30	7.96	8.60
(iii) Interest rate controls/negative real interest rates		10.00	8.00	9.00	9.00	9.00	10.00
B. Labor Market regulations				4.47	3.44	3.44	3.44
(i) Hiring regulations and minimum wage				3.90	2.77	2.77	2.77
(ii) Hiring and firing regulations							
(iii) Centralized collective bargaining							
(iv) Hours regulations				6.00	4.00	4.00	4.00
(v) Mandated cost of worker dismissal				7.96	7.01	7.01	7.01
(vi) Conscription	0.00	0.00	0.00	0.00	0.00	0.00	0.00
C. Business regulations				5.35	5.92	5.88	6.04
(i) Administrative requirements							
(ii) Bureaucracy costs							
(iii) Starting a business				5.22	6.00	6.03	6.25
(iv) Extra payments/bribes/favoritism							
(v) Licensing restrictions				6.48	7.41	7.26	7.28
(vi) Cost of tax compliance				4.35	4.35	4.35	4.59

Chad

	1980	1990	2000	2005	2010	2011	2012
Chain-Linked	Rating (Rank)	Rating (Rank)	Rating (Rank)	Rating (Rank)	Rating (Rank)	Rating (Rank)	Rating (Rank)
Summary Rating (Rank) ➤		**4.97** (81)	**5.47** (104)	**5.29** (113)	**5.78** (110)	**5.76** (112)	**5.70** (111)
Area 1. Size of Government		6.19 (40)	6.45 (52)	7.21 (43)	8.13 (15)	8.20 (14)	8.52 (9)
Area 2. Legal System and Property Rights	4.67 (47)	4.42 (70)	4.25 (98)	3.39 (108)	4.76 (84)	4.40 (93)	4.21 (98)
Area 3. Sound Money	6.61 (36)	5.68 (82)	6.64 (94)	6.03 (111)	6.30 (113)	6.11 (114)	5.60 (118)
Area 4. Freedom to Trade Internationally			5.41 (102)	4.99 (116)	5.06 (115)	5.08 (117)	5.02 (113)
Area 5. Regulation		4.27 (98)	4.62 (113)	4.90 (117)	5.07 (118)	5.30 (114)	5.48 (112)
Unadjusted							
Summary Rating (Rank) ➤		**5.22** (67)	**5.40** (106)	**5.08** (133)	**5.55** (141)	**5.17** (148)	**5.12** (146)
	Rating *(Data)*	Rating *(Data)*	Rating *(Data)*	Rating *(Data)*	Rating *(Data)*	Rating *(Data)*	Rating *(Data)*
Area 1. Size of Government		**6.19**	**6.45**	**7.21**	**8.13**	**6.40**	**6.65**
A. Government consumption	4.12 *(26.00)*	8.66 *(10.54)*	9.44 *(7.90)*	9.71 *(7.00)*	8.46 *(11.24)*	8.68 *(10.49)*	8.68 *(10.49)*
B. Transfers and subsidies		9.89 *(0.90)*	9.92 *(0.80)*	9.92 *(0.80)*	9.92 *(0.80)*	9.92 *(0.80)*	9.92 *(0.80)*
C. Government enterprises and investment		0.00 *(94.00)*	0.00 *(50.00)*	2.00 *(36.80)*	6.00 *(28.49)*	6.00 *(28.49)*	7.00 *(28.49)*
D. Top marginal tax rate						1.00	1.00
(i) Top marginal income tax rate						1.00 *(60)*	1.00 *(60)*
(ii) Top marginal income and payroll tax rate						1.00 *(60)*	1.00 *(60)*
Area 2. Legal System and Property Rights	**4.67**	**4.42**	**4.25**	**2.19**	**3.08**	**2.85**	**2.72**
A. Judicial independence				1.28	2.67	1.96	1.71
B. Impartial courts			4.04	1.97	3.18	2.89	2.15
C. Protection of property rights				2.66	2.61	2.63	2.38
D. Military interference in rule of law and politics			4.70	2.80	2.20	2.20	3.50
E. Integrity of the legal system			4.00				
F. Legal enforcement of contracts				0.30	2.22	2.22	2.22
G. Regulatory restrictions on sale of real property				4.17	4.17	4.17	4.17
H. Reliability of police				2.22	2.74	2.40	2.18
I. Business costs of crime				2.15	4.83	4.30	3.45
Area 3. Sound Money	**6.61**	**5.68**	**6.64**	**6.03**	**6.30**	**6.11**	**5.60**
A. Money growth	8.40 *(7.98)*	8.81 *(-5.93)*	9.67 *(-1.66)*	9.52 *(2.40)*	9.44 *(2.82)*	9.18 *(4.10)*	9.00 *(5.01)*
B. Standard deviation of inflation	9.76 *(0.59)*	6.19 *(9.53)*	7.65 *(5.87)*	6.17 *(9.56)*	6.17 *(9.58)*	6.23 *(9.42)*	6.22 *(9.44)*
C. Inflation: most recent year	8.25 *(8.73)*	7.72 *(11.41)*	9.24 *(3.82)*	8.42 *(7.89)*	9.58 *(-2.08)*	9.02 *(-4.90)*	7.20 *(14.02)*
D. Freedom to own foreign currency bank accounts	0.00	0.00	0.00	0.00	0.00	0.00	0.00
Area 4. Freedom to Trade Internationally		**5.53**	**5.41**	**4.96**	**5.03**	**5.04**	**4.99**
A. Tariffs		7.40	6.24	6.44	6.31	6.33	6.33
(i) Revenue from trade taxes (% of trade sector)		7.40 *(3.90)*					
(ii) Mean tariff rate			6.84 *(15.80)*	6.56 *(17.20)*	6.42 *(17.90)*	6.44 *(17.80)*	6.44 *(17.80)*
(iii) Standard deviation of tariff rates			5.64 *(10.90)*	6.33 *(9.18)*	6.21 *(9.49)*	6.23 *(9.43)*	6.23 *(9.43)*
B. Regulatory trade barriers				1.82	2.05	1.97	1.77
(i) Non-tariff trade barriers				3.64	4.09	3.94	3.53
(ii) Compliance cost of importing and exporting				0.00	0.00	0.00	0.00
C. Black-market exchange rates	9.60	9.20	10.00	10.00	10.00	10.00	10.00
D. Controls of the movement of capital and people	0.00	0.00	0.00	1.57	1.77	1.88	1.85
(i) Foreign ownership/investment restrictions				4.70	3.76	4.09	4.01
(ii) Capital controls	0.00	0.00	0.00	0.00	1.54	1.54	1.54
(iii) Freedom of foreigners to visit				0.00	0.00	0.00	0.00
Area 5. Regulation		**4.27**	**4.24**	**5.03**	**5.21**	**5.44**	**5.63**
A. Credit Market regulations	2.00	4.76	4.68	5.68	6.03	6.29	7.20
(i) Ownership of banks	2.00	0.00	0.00	2.00	2.00	2.00	2.00
(ii) Private sector credit		6.29	6.04	6.03	7.10	7.88	9.59
(iii) Interest rate controls/negative real interest rates		8.00	8.00	9.00	9.00	9.00	10.00
B. Labor Market regulations				5.95	5.99	6.23	5.91
(i) Hiring regulations and minimum wage				6.10	5.00	5.00	5.00
(ii) Hiring and firing regulations				4.26	5.23	6.15	4.60
(iii) Centralized collective bargaining				7.70	6.78	7.29	6.90
(iv) Hours regulations				8.00	8.00	8.00	8.00
(v) Mandated cost of worker dismissal				6.66	7.94	7.94	7.94
(vi) Conscription	10.00	0.00	3.00	3.00	3.00	3.00	3.00
C. Business regulations				3.47	3.61	3.80	3.79
(i) Administrative requirements				2.35	2.70	3.45	3.41
(ii) Bureaucracy costs				3.13	6.97	6.97	6.97
(iii) Starting a business				3.87	4.57	4.94	5.23
(iv) Extra payments/bribes/favoritism				3.69	2.24	2.25	1.94
(v) Licensing restrictions				5.97	3.41	3.41	3.41
(vi) Cost of tax compliance				1.79	1.79	1.79	1.79

Chile

	1980	1990	2000	2005	2010	2011	2012
Chain-Linked	Rating (Rank)	Rating (Rank)	Rating (Rank)	Rating (Rank)	Rating (Rank)	Rating (Rank)	Rating (Rank)
Summary Rating (Rank) ➤	**5.38** (48)	**6.78** (27)	**7.41** (33)	**7.92** (14)	**7.94** (7)	**7.97** (8)	**7.87** (10)
Area 1. Size of Government	5.00 (54)	6.51 (28)	6.12 (64)	7.43 (37)	7.91 (19)	8.00 (18)	8.00 (18)
Area 2. Legal System and Property Rights	6.43 (27)	6.19 (35)	6.53 (51)	6.61 (49)	7.03 (35)	7.03 (36)	6.96 (37)
Area 3. Sound Money	2.31 (103)	7.65 (37)	9.30 (32)	9.34 (35)	8.94 (49)	8.88 (55)	8.87 (55)
Area 4. Freedom to Trade Internationally	6.70 (24)	6.93 (33)	7.90 (43)	8.63 (10)	8.42 (16)	8.33 (15)	8.20 (18)
Area 5. Regulation	6.69 (20)	6.61 (29)	7.19 (30)	7.53 (21)	7.32 (30)	7.50 (25)	7.24 (41)
Unadjusted							
Summary Rating (Rank) ➤	**5.19** (55)	**6.75** (28)	**7.41** (30)	**7.89** (13)	**7.91** (7)	**7.94** (8)	**7.84** (10)
	Rating *(Data)*	Rating *(Data)*	Rating *(Data)*	Rating *(Data)*	Rating *(Data)*	Rating *(Data)*	Rating *(Data)*
Area 1. Size of Government	**5.00**	**6.51**	**6.12**	**7.43**	**7.91**	**8.00**	**8.00**
A. Government consumption	7.36 *(14.98)*	7.76 *(13.62)*	7.02 *(16.14)*	7.13 *(15.76)*	6.74 *(17.10)*	6.94 *(16.40)*	7.00 *(16.20)*
B. Transfers and subsidies	6.62 *(12.90)*	7.28 *(10.50)*	6.48 *(13.42)*	7.60 *(9.32)*	7.90 *(8.20)*	8.04 *(7.68)*	8.01 *(7.80)*
C. Government enterprises and investment	4.00 *(32.20)*	7.00 *(20.50)*	6.00 *(28.21)*	10.00 *(8.72)*	10.00 *(10.61)*	10.00 *(9.40)*	10.00 *(9.40)*
D. Top marginal tax rate	2.00	4.00	5.00	5.00	7.00	7.00	7.00
(i) Top marginal income tax rate	2.00 *(58)*	4.00 *(50)*	5.00 *(45)*	5.00 *(40)*	7.00 *(40)*	7.00 *(40)*	7.00 *(40)*
(ii) Top marginal income and payroll tax rate		4.00 *(50)*	5.00 *(45)*	5.00 *(40)*	7.00 *(40)*	7.00 *(40)*	7.00 *(40)*
Area 2. Legal System and Property Rights	**6.43**	**6.19**	**6.53**	**6.74**	**7.17**	**7.16**	**7.09**
A. Judicial independence			5.85	4.77	7.45	7.20	7.15
B. Impartial courts			6.51	5.99	6.19	6.20	5.88
C. Protection of property rights			5.27	7.47	6.73	6.93	6.84
D. Military interference in rule of law and politics			6.67	6.88	7.50	7.50	7.50
E. Integrity of the legal system			8.33	8.33	7.50	7.50	7.50
F. Legal enforcement of contracts				5.11	5.11	5.11	5.11
G. Regulatory restrictions on sale of real property				8.99	8.99	8.99	9.07
H. Reliability of police				7.07	8.71	8.43	8.61
I. Business costs of crime				6.04	6.35	6.63	6.19
Area 3. Sound Money	**2.31**	**7.65**	**9.30**	**9.34**	**8.94**	**8.88**	**8.87**
A. Money growth	0.00 *(52.46)*	6.52 *(17.40)*	9.58 *(2.08)*	8.72 *(6.39)*	8.37 *(8.16)*	8.34 *(8.28)*	8.33 *(8.35)*
B. Standard deviation of inflation	0.00 *(80.63)*	8.34 *(4.15)*	8.40 *(4.01)*	9.23 *(1.92)*	7.68 *(5.79)*	7.85 *(5.38)*	7.76 *(5.61)*
C. Inflation: most recent year	4.25 *(28.76)*	5.75 *(21.24)*	9.23 *(3.84)*	9.39 *(3.05)*	9.72 *(1.41)*	9.33 *(3.34)*	9.40 *(3.01)*
D. Freedom to own foreign currency bank accounts	5.00	10.00	10.00	10.00	10.00	10.00	10.00
Area 4. Freedom to Trade Internationally	**6.50**	**6.73**	**7.90**	**8.46**	**8.26**	**8.18**	**8.04**
A. Tariffs	8.71	8.18	8.91	9.48	9.47	9.47	9.47
(i) Revenue from trade taxes (% of trade sector)	8.13 *(2.80)*	7.53 *(3.70)*	8.53 *(2.20)*	9.61 *(0.58)*	9.77 *(0.35)*	9.78 *(0.33)*	9.77 *(0.35)*
(ii) Mean tariff rate	8.00 *(10.00)*	7.00 *(15.00)*	8.20 *(9.00)*	9.02 *(4.90)*	8.80 *(6.00)*	8.80 *(6.00)*	8.80 *(6.00)*
(iii) Standard deviation of tariff rates	10.00 *(0.00)*	10.00 *(0.00)*	10.00 *(0.00)*	9.81 *(0.48)*	9.83 *(0.42)*	9.83 *(0.42)*	9.83 *(0.42)*
B. Regulatory trade barriers			8.39	7.39	7.78	7.78	7.25
(i) Non-tariff trade barriers			8.28	7.68	8.40	7.40	6.33
(ii) Compliance cost of importing and exporting			8.50	7.09	7.16	8.16	8.16
C. Black-market exchange rates	8.80	10.00	10.00	10.00	10.00	10.00	10.00
D. Controls of the movement of capital and people	2.00	2.00	4.30	6.99	5.80	5.45	5.44
(i) Foreign ownership/investment restrictions			8.61	8.38	7.89	7.61	7.58
(ii) Capital controls	2.00	2.00	0.00	6.92	3.85	3.08	3.08
(iii) Freedom of foreigners to visit				5.67	5.67	5.67	5.67
Area 5. Regulation	**5.70**	**6.69**	**7.19**	**7.50**	**7.29**	**7.48**	**7.22**
A. Credit Market regulations	7.54	8.43	9.23	9.33	8.93	9.33	9.33
(i) Ownership of banks	5.00	8.00	8.00	8.00	8.00	8.00	8.00
(ii) Private sector credit	9.63	9.28	9.68	10.00	9.78	10.00	10.00
(iii) Interest rate controls/negative real interest rates	8.00	8.00	10.00	10.00	9.00	10.00	10.00
B. Labor Market regulations		4.95	4.86	6.04	6.24	6.27	5.46
(i) Hiring regulations and minimum wage			3.36	6.70	6.67	6.67	6.67
(ii) Hiring and firing regulations		6.91	5.57	4.92	3.92	4.39	4.96
(iii) Centralized collective bargaining		7.93	8.85	8.47	7.57	7.30	7.64
(iv) Hours regulations			6.51	10.00	10.00	10.00	10.00
(v) Mandated cost of worker dismissal				5.18	8.27	8.27	2.52
(vi) Conscription	3.00	0.00	0.00	1.00	1.00	1.00	1.00
C. Business regulations			7.50	7.12	6.71	6.83	6.86
(i) Administrative requirements			7.88	4.66	4.41	4.89	5.11
(ii) Bureaucracy costs			7.93	6.03	3.82	3.82	3.82
(iii) Starting a business			5.65	9.03	9.72	9.70	9.82
(iv) Extra payments/bribes/favoritism			8.53	8.40	7.61	7.55	7.40
(v) Licensing restrictions				8.15	8.25	8.27	8.26
(vi) Cost of tax compliance				6.46	6.46	6.74	6.74

China

	1980	1990	2000	2005	2010	2011	2012
Chain-Linked	Rating (Rank)	Rating (Rank)	Rating (Rank)	Rating (Rank)	Rating (Rank)	Rating (Rank)	Rating (Rank)
Summary Rating (Rank) ➤	**3.74** (92)	**4.43** (94)	**5.75** (100)	**5.88** (101)	**6.07** (100)	**6.13** (100)	**6.20** (96)
Area 1. Size of Government	3.58 (90)	3.65 (99)	3.43 (115)	3.31 (121)	3.26 (123)	3.63 (122)	3.64 (121)
Area 2. Legal System and Property Rights		5.79 (45)	4.95 (79)	5.15 (77)	5.75 (67)	5.56 (71)	5.52 (71)
Area 3. Sound Money	6.18 (56)	6.73 (56)	8.12 (56)	8.18 (64)	7.89 (81)	7.90 (79)	8.03 (77)
Area 4. Freedom to Trade Internationally	2.30 (75)	2.74 (91)	6.46 (77)	6.93 (69)	6.97 (72)	6.88 (76)	6.95 (70)
Area 5. Regulation	2.62 (99)	2.69 (111)	5.79 (93)	5.88 (99)	6.59 (78)	6.68 (77)	6.86 (69)
Unadjusted							
Summary Rating (Rank) ➤	**3.64** (96)	**4.09** (100)	**5.75** (100)	**6.06** (105)	**6.26** (120)	**6.32** (120)	**6.39** (115)
	Rating *(Data)*	Rating *(Data)*	Rating *(Data)*	Rating *(Data)*	Rating *(Data)*	Rating *(Data)*	Rating *(Data)*
Area 1. Size of Government	**2.63**	**3.65**	**3.43**	**4.54**	**4.48**	**4.99**	**5.00**
A. Government consumption	5.25 *(22.14)*	5.94 *(19.81)*	4.28 *(25.46)*	3.87 *(26.84)*	3.63 *(27.66)*	3.65 *(27.60)*	3.71 *(27.40)*
B. Transfers and subsidies				8.29 *(6.76)*	8.29 *(6.76)*	8.29 *(6.76)*	8.29 *(6.76)*
C. Government enterprises and investment	0.00 *(56.40)*	0.00 *(61.90)*	0.00 *(77.97)*	0.00 *(69.77)*	0.00 *(50.91)*	2.00 *(48.60)*	2.00 *(46.07)*
D. Top marginal tax rate		5.00	6.00	6.00	6.00	6.00	6.00
(i) Top marginal income tax rate		5.00 *(45)*	6.00 *(45)*	6.00 *(45)*	6.00 *(45)*	6.00 *(45)*	6.00 *(45)*
(ii) Top marginal income and payroll tax rate					6.00 *(45)*	6.00 *(45)*	6.00 *(45)*
Area 2. Legal System and Property Rights		**5.79**	**4.95**	**5.60**	**6.25**	**6.04**	**6.00**
A. Judicial independence			3.34	3.92	4.89	4.79	5.01
B. Impartial courts			4.18	4.03	5.21	5.14	5.02
C. Protection of property rights			3.22	4.95	6.74	6.43	6.04
D. Military interference in rule of law and politics			7.34	5.00	5.00	5.00	5.00
E. Integrity of the legal system			6.67	7.50	6.67	5.83	5.83
F. Legal enforcement of contracts				6.73	6.73	6.73	6.73
G. Regulatory restrictions on sale of real property				8.27	8.27	8.27	8.27
H. Reliability of police				5.08	5.95	5.78	5.69
I. Business costs of crime				4.92	6.77	6.41	6.38
Area 3. Sound Money	**6.18**	**6.73**	**8.12**	**8.18**	**7.89**	**7.90**	**8.03**
A. Money growth	6.00 *(20.00)*	9.18 *(4.09)*	8.90 *(5.48)*	9.05 *(4.76)*	8.57 *(7.14)*	9.09 *(4.54)*	9.15 *(4.26)*
B. Standard deviation of inflation	9.48 *(1.31)*	8.86 *(2.84)*	8.63 *(3.43)*	9.04 *(2.41)*	8.63 *(3.42)*	8.58 *(3.54)*	8.51 *(3.73)*
C. Inflation: most recent year	9.24 *(3.78)*	8.86 *(5.68)*	9.95 *(0.26)*	9.64 *(1.82)*	9.34 *(3.31)*	8.92 *(5.41)*	9.47 *(2.65)*
D. Freedom to own foreign currency bank accounts	0.00	0.00	5.00	5.00	5.00	5.00	5.00
Area 4. Freedom to Trade Internationally	**2.72**	**2.72**	**6.46**	**6.64**	**6.68**	**6.59**	**6.66**
A. Tariffs	3.15	3.16	7.11	7.96	8.13	8.13	8.13
(i) Revenue from trade taxes (% of trade sector)	6.20 *(5.70)*	7.53 *(3.70)*	8.86 *(1.71)*	8.81 *(1.78)*	9.35 *(0.98)*	9.33 *(1.00)*	9.33 *(1.00)*
(ii) Mean tariff rate	0.10 *(49.50)*	1.94 *(40.30)*	6.74 *(16.30)*	8.16 *(9.20)*	8.08 *(9.60)*	8.08 *(9.60)*	8.08 *(9.60)*
(iii) Standard deviation of tariff rates		0.00 *(32.10)*	5.72 *(10.70)*	6.91 *(7.72)*	6.97 *(7.58)*	6.97 *(7.58)*	6.97 *(7.58)*
B. Regulatory trade barriers			6.01	6.02	6.38	6.13	6.18
(i) Non-tariff trade barriers			4.35	5.14	5.86	5.35	5.46
(ii) Compliance cost of importing and exporting			7.66	6.91	6.91	6.91	6.91
C. Black-market exchange rates	5.00	0.00	10.00	10.00	10.00	10.00	10.00
D. Controls of the movement of capital and people	0.00	5.00	2.71	2.57	2.19	2.09	2.33
(i) Foreign ownership/investment restrictions			4.66	6.71	6.35	6.06	6.01
(ii) Capital controls	0.00	5.00	0.77	0.77	0.00	0.00	0.77
(iii) Freedom of foreigners to visit				0.23	0.23	0.23	0.23
Area 5. Regulation	**3.04**	**1.58**	**5.79**	**5.36**	**6.01**	**6.09**	**6.26**
A. Credit Market regulations	0.00	0.00	6.46	7.23	6.76	6.76	7.19
(i) Ownership of banks	0.00	0.00	0.00	2.00	2.00	2.00	2.00
(ii) Private sector credit			9.39	9.68	9.28	9.28	9.57
(iii) Interest rate controls/negative real interest rates	0.00	0.00	10.00	10.00	9.00	9.00	10.00
B. Labor Market regulations		3.16	4.66	4.98	5.66	5.59	5.58
(i) Hiring regulations and minimum wage			4.37	8.90	8.90	8.90	8.90
(ii) Hiring and firing regulations		4.30	5.10	5.27	5.45	5.47	5.70
(iii) Centralized collective bargaining	4.49	5.18	7.67	7.44	7.10	6.65	6.35
(iv) Hours regulations			6.18	6.70	10.00	10.00	10.00
(v) Mandated cost of worker dismissal				1.56	2.52	2.52	2.52
(vi) Conscription	0.00	0.00	0.00	0.00	0.00	0.00	0.00
C. Business regulations			6.25	3.88	5.61	5.92	6.02
(i) Administrative requirements			7.60	3.96	4.89	5.27	5.46
(ii) Bureaucracy costs			5.40	2.00	4.67	4.67	4.67
(iii) Starting a business			6.52	8.08	8.42	8.64	8.67
(iv) Extra payments/bribes/favoritism			5.49	5.52	5.11	4.89	4.99
(v) Licensing restrictions				3.52	5.04	5.84	5.89
(vi) Cost of tax compliance				0.23	5.54	6.21	6.44

Colombia

	1980	1990	2000	2005	2010	2011	2012
Chain-Linked	Rating (Rank)	Rating (Rank)	Rating (Rank)	Rating (Rank)	Rating (Rank)	Rating (Rank)	Rating (Rank)
Summary Rating (Rank) ➤	**4.74** (67)	**5.07** (75)	**5.51** (102)	**5.84** (105)	**6.34** (94)	**6.41** (89)	**6.40** (92)
Area 1. Size of Government	5.35 (41)	7.23 (14)	4.64 (99)	4.45 (111)	6.16 (73)	6.20 (71)	6.06 (72)
Area 2. Legal System and Property Rights	3.98 (55)	3.41 (87)	3.53 (110)	3.72 (102)	3.67 (106)	3.57 (108)	3.54 (110)
Area 3. Sound Money	4.86 (94)	4.90 (92)	6.31 (101)	7.81 (73)	8.20 (71)	8.15 (74)	8.13 (71)
Area 4. Freedom to Trade Internationally	3.83 (56)	4.08 (74)	6.98 (69)	6.14 (88)	6.58 (81)	6.89 (75)	6.97 (68)
Area 5. Regulation	5.70 (43)	5.70 (57)	6.10 (76)	6.94 (52)	6.98 (45)	7.15 (43)	7.24 (42)
Unadjusted							
Summary Rating (Rank) ➤	**4.59** (72)	**5.02** (75)	**5.51** (103)	**6.02** (108)	**6.53** (102)	**6.60** (98)	**6.59** (104)
	Rating *(Data)*	Rating *(Data)*	Rating *(Data)*	Rating *(Data)*	Rating *(Data)*	Rating *(Data)*	Rating *(Data)*
Area 1. Size of Government	**5.35**	**7.23**	**4.64**	**4.45**	**6.16**	**6.20**	**6.06**
A. Government consumption	8.07 *(12.57)*	7.78 *(13.56)*	4.35 *(25.20)*	2.69 *(30.87)*	5.53 *(21.20)*	5.71 *(20.60)*	5.53 *(21.20)*
B. Transfers and subsidies	9.35 *(2.90)*	9.13 *(3.70)*	8.71 *(5.24)*	7.60 *(9.32)*	8.10 *(7.47)*	8.60 *(5.66)*	7.70 *(8.95)*
C. Government enterprises and investment	2.00 *(41.50)*	4.00 *(38.50)*	0.00 *(51.89)*	2.00 *(51.90)*	6.00	6.00	6.00
D. Top marginal tax rate	2.00	8.00	5.50	5.50	5.00	4.50	5.00
(i) Top marginal income tax rate	2.00 *(56)*	8.00 *(30)*	7.00 *(35)*	7.00 *(35)*	7.00 *(35)*	7.00 *(33)*	7.00 *(33)*
(ii) Top marginal income and payroll tax rate		8.00 *(30)*	4.00 *(43)*	4.00 *(45)*	3.00 *(47)*	2.00 *(53)*	3.00 *(53)*
Area 2. Legal System and Property Rights	**3.98**	**3.41**	**3.53**	**4.42**	**4.36**	**4.24**	**4.21**
A. Judicial independence			3.51	4.42	4.17	3.61	3.41
B. Impartial courts			5.85	4.64	3.93	3.85	3.81
C. Protection of property rights			3.28	6.16	4.85	4.67	4.73
D. Military interference in rule of law and politics			3.33	3.33	3.33	3.33	3.33
E. Integrity of the legal system			1.67	1.67	3.33	3.33	3.33
F. Legal enforcement of contracts				1.80	2.09	2.09	2.09
G. Regulatory restrictions on sale of real property				8.74	9.06	9.06	9.10
H. Reliability of police				5.72	5.56	5.27	5.26
I. Business costs of crime				3.33	2.93	2.98	2.80
Area 3. Sound Money	**4.86**	**4.90**	**6.31**	**7.81**	**8.20**	**8.15**	**8.13**
A. Money growth	6.63 *(16.85)*	6.21 *(18.97)*	8.28 *(8.61)*	7.69 *(11.53)*	8.97 *(5.17)*	9.04 *(4.82)*	9.11 *(4.47)*
B. Standard deviation of inflation	8.33 *(4.17)*	9.09 *(2.27)*	8.81 *(2.97)*	9.57 *(1.09)*	9.30 *(1.75)*	9.25 *(1.87)*	9.06 *(2.35)*
C. Inflation: most recent year	4.48 *(27.61)*	4.29 *(28.55)*	8.16 *(9.22)*	8.99 *(5.05)*	9.54 *(2.28)*	9.32 *(3.41)*	9.36 *(3.18)*
D. Freedom to own foreign currency bank accounts	0.00	0.00	0.00	5.00	5.00	5.00	5.00
Area 4. Freedom to Trade Internationally	**3.62**	**4.04**	**6.98**	**6.49**	**6.96**	**7.29**	**7.37**
A. Tariffs	4.05	5.53	7.85	7.72	7.31	7.91	7.98
(i) Revenue from trade taxes (% of trade sector)	4.80 *(7.80)*	5.99 *(6.01)*	8.37 *(2.44)*	8.73 *(1.90)*	7.97 *(3.04)*	8.54 *(2.19)*	8.83 *(1.75)*
(ii) Mean tariff rate	3.30 *(33.50)*	3.92 *(30.40)*	7.66 *(11.70)*	7.62 *(11.90)*	7.50 *(12.50)*	8.32 *(8.40)*	8.24 *(8.80)*
(iii) Standard deviation of tariff rates		6.68 *(8.30)*	7.52 *(6.20)*	6.80 *(8.00)*	6.45 *(8.88)*	6.88 *(7.81)*	6.87 *(7.83)*
B. Regulatory trade barriers			6.11	4.98	6.56	6.34	6.36
(i) Non-tariff trade barriers			4.90	4.83	4.94	4.50	4.54
(ii) Compliance cost of importing and exporting			7.33	5.13	8.18	8.18	8.18
C. Black-market exchange rates	6.80	6.60	10.00	8.07	9.02	9.00	10.00
D. Controls of the movement of capital and people	0.00	0.00	3.94	5.21	4.95	5.89	5.14
(i) Foreign ownership/investment restrictions			7.87	6.81	6.03	5.76	5.82
(ii) Capital controls	0.00	0.00	0.00	0.77	0.77	3.85	1.54
(iii) Freedom of foreigners to visit				8.05	8.05	8.05	8.05
Area 5. Regulation	**5.16**	**5.50**	**6.10**	**6.91**	**6.94**	**7.12**	**7.20**
A. Credit Market regulations	8.00	8.20	8.70	9.33	8.43	9.10	9.33
(i) Ownership of banks	8.00	8.00	8.00	8.00	8.00	8.00	8.00
(ii) Private sector credit		8.61	8.10	10.00	7.30	9.31	10.00
(iii) Interest rate controls/negative real interest rates	8.00	8.00	10.00	10.00	10.00	10.00	10.00
B. Labor Market regulations			3.89	5.37	5.92	5.79	5.85
(i) Hiring regulations and minimum wage			2.85	7.80	8.90	8.90	8.90
(ii) Hiring and firing regulations		5.50	4.15	5.05	4.91	4.49	4.59
(iii) Centralized collective bargaining			5.93	6.81	6.92	6.54	6.79
(iv) Hours regulations			5.51	8.00	10.00	10.00	10.00
(v) Mandated cost of worker dismissal				4.53	4.82	4.82	4.82
(vi) Conscription	0.00	0.00	1.00	0.00	0.00	0.00	0.00
C. Business regulations			5.71	6.03	6.48	6.45	6.43
(i) Administrative requirements			6.43	2.61	3.17	3.26	3.21
(ii) Bureaucracy costs			6.75	5.81	4.88	4.88	4.88
(iii) Starting a business			3.75	8.38	9.47	9.51	9.44
(iv) Extra payments/bribes/favoritism			5.89	6.38	4.12	3.90	3.82
(v) Licensing restrictions				8.09	9.39	9.44	9.47
(vi) Cost of tax compliance				4.89	7.84	7.72	7.72

Congo, Democratic Republic of

	1980	1990	2000	2005	2010	2011	2012
Chain-Linked	Rating (Rank)	Rating (Rank)	Rating (Rank)	Rating (Rank)	Rating (Rank)	Rating (Rank)	Rating (Rank)
Summary Rating (Rank) ➤	**2.60** (102)	**3.03** (111)	**3.85** (122)	**4.57** (120)	**5.19** (117)	**5.10** (118)	**5.09** (117)
Area 1. Size of Government	4.42 (71)	5.74 (57)	7.45 (22)	7.16 (45)	5.44 (90)	5.19 (99)	4.98 (105)
Area 2. Legal System and Property Rights	2.37 (76)	2.44 (102)	1.75 (121)	1.42 (123)	1.66 (122)	1.68 (122)	1.67 (122)
Area 3. Sound Money	0.00 (107)	0.00 (118)	1.25 (123)	5.04 (117)	7.89 (82)	7.80 (82)	7.82 (80)
Area 4. Freedom to Trade Internationally	1.91 (80)	3.98 (77)	4.15 (119)	5.78 (93)	6.10 (92)	6.10 (93)	6.10 (93)
Area 5. Regulation	2.92 (97)	2.91 (108)	4.65 (110)	3.40 (123)	4.47 (122)	4.37 (123)	4.48 (121)
Unadjusted							
Summary Rating (Rank) ➤	**2.99** (102)	**3.28** (108)	**3.85** (122)	**4.71** (137)	**5.34** (148)	**5.25** (145)	**5.24** (144)
	Rating *(Data)*	Rating *(Data)*	Rating *(Data)*	Rating *(Data)*	Rating *(Data)*	Rating *(Data)*	Rating *(Data)*
Area 1. Size of Government	**5.00**	**5.74**	**7.45**	**7.16**	**5.44**	**5.19**	**4.98**
A. Government consumption	9.04 *(9.28)*	8.03 *(12.70)*	9.29 *(8.41)*	9.16 *(8.87)*	8.41 *(11.40)*	7.41 *(14.80)*	6.59 *(17.60)*
B. Transfers and subsidies	9.97 *(0.60)*	9.92 *(0.80)*	10.00 *(0.01)*	10.00 *(0.00)*	8.85 *(4.72)*	8.85 *(4.72)*	8.85 *(4.72)*
C. Government enterprises and investment	0.00 *(58.20)*	4.00 *(31.10)*	10.00 *(13.10)*	7.00 *(24.14)*	2.00 *(48.01)*	2.00 *(43.43)*	2.00 *(43.83)*
D. Top marginal tax rate	1.00	1.00	0.50	2.50	2.50	2.50	2.50
(i) Top marginal income tax rate	1.00 *(60)*	1.00 *(60)*	1.00 *(60)*	3.00 *(50)*	3.00 *(50)*	3.00 *(50)*	3.00 *(50)*
(ii) Top marginal income and payroll tax rate		1.00 *(60)*	0.00 *(63)*	2.00 *(54)*	2.00 *(54)*	2.00 *(55)*	2.00 *(55)*
Area 2. Legal System and Property Rights	**2.37**	**2.44**	**1.75**	**2.05**	**2.40**	**2.43**	**2.41**
A. Judicial independence							
B. Impartial courts			3.59	2.50	2.70	2.70	2.63
C. Protection of property rights							
D. Military interference in rule of law and politics			0.00	0.00	0.00	0.00	0.00
E. Integrity of the legal system			1.67	1.67	1.67	1.67	1.67
F. Legal enforcement of contracts				0.30	0.87	0.87	0.87
G. Regulatory restrictions on sale of real property				5.80	6.74	6.91	6.90
H. Reliability of police							
I. Business costs of crime							
Area 3. Sound Money	**1.10**	**0.00**	**1.25**	**5.04**	**7.89**	**7.80**	**7.82**
A. Money growth	4.39 *(28.06)*	0.00 *(62.92)*	0.00 *(2290.00)*	4.44 *(27.79)*	5.55 *(22.27)*	6.80 *(16.02)*	7.39 *(13.04)*
B. Standard deviation of inflation	0.00 *(25.49)*	0.00 *(30.17)*	0.00 *(248.28)*	0.00 *(163.85)*	7.41 *(6.46)*	7.45 *(6.37)*	5.81 *(10.47)*
C. Inflation: most recent year	0.00 *(51.40)*	0.00 *(108.95)*	0.00 *(550.01)*	5.74 *(21.32)*	8.58 *(7.10)*	6.94 *(15.32)*	8.06 *(9.72)*
D. Freedom to own foreign currency bank accounts	0.00	0.00	5.00	10.00	10.00	10.00	10.00
Area 4. Freedom to Trade Internationally	**2.07**	**4.30**	**4.15**	**4.90**	**5.17**	**5.17**	**5.17**
A. Tariffs	4.21	4.90	8.70	7.40	7.74	7.74	7.74
(i) Revenue from trade taxes (% of trade sector)	3.13 *(10.30)*	3.93 *(9.10)*	8.70 *(1.95)*	7.03 *(4.45)*	7.79 *(3.32)*	7.79 *(3.32)*	7.79 *(3.32)*
(ii) Mean tariff rate	5.28 *(23.60)*	5.86 *(20.70)*		7.60 *(12.00)*	7.80 *(11.00)*	7.80 *(11.00)*	7.80 *(11.00)*
(iii) Standard deviation of tariff rates				7.55 *(6.12)*	7.62 *(5.94)*	7.62 *(5.94)*	7.62 *(5.94)*
B. Regulatory trade barriers				2.19	2.54	2.54	2.54
(i) Non-tariff trade barriers							
(ii) Compliance cost of importing and exporting				2.19	2.54	2.54	2.54
C. Black-market exchange rates	0.00	6.00	1.43	10.00	10.00	10.00	10.00
D. Controls of the movement of capital and people	2.00	2.00	2.31	0.00	0.38	0.38	0.38
(i) Foreign ownership/investment restrictions							
(ii) Capital controls	2.00	2.00	2.31	0.00	0.77	0.77	0.77
(iii) Freedom of foreigners to visit				0.00	0.00	0.00	0.00
Area 5. Regulation	**4.43**	**3.94**	**4.65**	**4.41**	**5.79**	**5.66**	**5.81**
A. Credit Market regulations	4.34	2.88	5.00	4.32	6.11	5.48	6.24
(i) Ownership of banks	0.00	0.00	0.00	0.00	0.00	0.00	0.00
(ii) Private sector credit	8.69	8.65		7.96	9.34	9.44	8.73
(iii) Interest rate controls/negative real interest rates		0.00	10.00	5.00	9.00	7.00	10.00
B. Labor Market regulations				5.11	5.67	5.67	5.67
(i) Hiring regulations and minimum wage				5.00	1.67	1.67	1.67
(ii) Hiring and firing regulations							
(iii) Centralized collective bargaining							
(iv) Hours regulations				5.30	8.00	8.00	8.00
(v) Mandated cost of worker dismissal				7.13	10.00	10.00	10.00
(vi) Conscription	3.00	3.00	3.00	3.00	3.00	3.00	3.00
C. Business regulations				3.81	5.60	5.84	5.52
(i) Administrative requirements							
(ii) Bureaucracy costs							
(iii) Starting a business				3.33	4.59	5.15	3.93
(iv) Extra payments/bribes/favoritism							
(v) Licensing restrictions				1.54	5.99	6.15	6.54
(vi) Cost of tax compliance				6.55	6.23	6.23	6.10

Congo, Republic of

	1980	1990	2000	2005	2010	2011	2012
Chain-Linked	Rating (Rank)	Rating (Rank)	Rating (Rank)	Rating (Rank)	Rating (Rank)	Rating (Rank)	Rating (Rank)
Summary Rating (Rank) ➤	**4.50** (74)	**4.97** (82)	**4.28** (121)	**4.75** (119)	**5.04** (119)	**4.76** (119)	**4.77** (121)
Area 1. Size of Government	3.17 (94)	5.77 (56)	4.54 (104)	4.66 (106)	5.21 (95)	4.63 (110)	4.23 (113)
Area 2. Legal System and Property Rights	4.67 (49)	3.02 (92)	1.73 (122)	1.99 (120)	2.78 (118)	2.36 (120)	2.35 (120)
Area 3. Sound Money	5.45 (82)	5.96 (73)	4.29 (114)	5.33 (115)	4.69 (122)	4.59 (122)	4.74 (121)
Area 4. Freedom to Trade Internationally		4.34 (67)	5.81 (94)	5.73 (98)	6.01 (96)	6.01 (95)	6.16 (92)
Area 5. Regulation	5.12 (66)	5.79 (52)	5.05 (105)	5.94 (98)	6.26 (93)	6.06 (100)	6.25 (99)
Unadjusted							
Summary Rating (Rank) ➤	**4.76** (68)	**4.83** (85)	**4.28** (121)	**4.59** (138)	**4.84** (150)	**4.57** (150)	**4.58** (151)
	Rating *(Data)*	Rating *(Data)*	Rating *(Data)*	Rating *(Data)*	Rating *(Data)*	Rating *(Data)*	Rating *(Data)*
Area 1. Size of Government	**2.86**	**4.81**	**4.54**	**4.66**	**5.08**	**4.52**	**4.13**
A. Government consumption	3.72 *(27.34)*	6.42 *(18.16)*	1.60 *(34.55)*	2.33 *(32.09)*	5.51 *(21.28)*	5.26 *(22.10)*	3.69 *(27.44)*
B. Transfers and subsidies			9.55 *(2.15)*	9.31 *(3.03)*	9.31 *(3.03)*	9.31 *(3.03)*	9.31 *(3.03)*
C. Government enterprises and investment	2.00 *(44.20)*	4.00 *(32.60)*	4.00 *(33.20)*	4.00 *(31.67)*	2.00 *(49.63)*	0.00 *(63.56)*	0.00 *(63.56)*
D. Top marginal tax rate		4.00	3.00	3.00	3.50	3.50	3.50
(i) Top marginal income tax rate		4.00 *(50)*	3.00 *(50)*	3.00 *(50)*	4.00 *(45)*	4.00 *(45)*	4.00 *(45)*
(ii) Top marginal income and payroll tax rate					3.00 *(49)*	3.00 *(49)*	3.00 *(49)*
Area 2. Legal System and Property Rights	**4.67**	**3.02**	**1.73**	**2.35**	**3.28**	**2.78**	**2.78**
A. Judicial independence							
B. Impartial courts			1.86	3.00	3.60	3.60	3.58
C. Protection of property rights							
D. Military interference in rule of law and politics			0.00	0.00	2.50	0.00	0.00
E. Integrity of the legal system			3.33	3.33	3.33	3.33	3.33
F. Legal enforcement of contracts				3.01	3.01	3.01	3.01
G. Regulatory restrictions on sale of real property				2.41	3.96	3.96	3.96
H. Reliability of police							
I. Business costs of crime							
Area 3. Sound Money	**5.45**	**5.96**	**4.29**	**5.33**	**4.69**	**4.59**	**4.74**
A. Money growth	8.78 *(6.12)*	9.81 *(0.93)*	7.24 *(13.81)*	8.60 *(7.01)*	7.56 *(12.19)*	6.27 *(18.64)*	6.98 *(15.10)*
B. Standard deviation of inflation	7.04 *(7.41)*	4.20 *(14.51)*	0.10 *(24.75)*	3.79 *(15.52)*	2.21 *(19.48)*	2.37 *(19.07)*	2.76 *(18.10)*
C. Inflation: most recent year	5.97 *(20.14)*	9.85 *(-0.77)*	9.83 *(-0.84)*	8.94 *(5.28)*	9.00 *(5.00)*	9.73 *(1.33)*	9.22 *(3.89)*
D. Freedom to own foreign currency bank accounts	0.00	0.00	0.00	0.00	0.00	0.00	0.00
Area 4. Freedom to Trade Internationally	**5.69**	**4.58**	**5.81**	**4.83**	**5.06**	**5.06**	**5.19**
A. Tariffs	7.47	4.53	7.43	7.21	7.36	7.38	7.38
(i) Revenue from trade taxes (% of trade sector)	7.47 *(3.80)*	4.53 *(8.20)*	9.25 *(1.13)*	9.20 *(1.20)*	9.47 *(0.80)*	9.47 *(0.80)*	9.47 *(0.80)*
(ii) Mean tariff rate			6.48 *(17.60)*	6.18 *(19.10)*	6.42 *(17.90)*	6.44 *(17.80)*	6.44 *(17.80)*
(iii) Standard deviation of tariff rates			6.56 *(8.60)*	6.25 *(9.38)*	6.21 *(9.49)*	6.23 *(9.43)*	6.23 *(9.43)*
B. Regulatory trade barriers				2.10	2.10	2.10	2.60
(i) Non-tariff trade barriers							
(ii) Compliance cost of importing and exporting				2.10	2.10	2.10	2.60
C. Black-market exchange rates	9.60	9.20	10.00	10.00	10.00	10.00	10.00
D. Controls of the movement of capital and people	0.00	0.00	0.00	0.00	0.77	0.77	0.77
(i) Foreign ownership/investment restrictions							
(ii) Capital controls	0.00	0.00	0.00	0.00	1.54	1.54	1.54
(iii) Freedom of foreigners to visit				0.00	0.00	0.00	0.00
Area 5. Regulation	**5.16**	**5.79**	**5.05**	**5.77**	**6.08**	**5.89**	**6.07**
A. Credit Market regulations	3.00	5.45	3.49	5.33	6.33	6.33	6.44
(i) Ownership of banks	0.00	0.00	0.00	0.00	0.00	0.00	0.00
(ii) Private sector credit		6.36	7.48	10.00	10.00	10.00	9.32
(iii) Interest rate controls/negative real interest rates	6.00	10.00	3.00	6.00	9.00	9.00	10.00
B. Labor Market regulations				6.29	6.48	6.48	6.48
(i) Hiring regulations and minimum wage				2.20	2.23	2.23	2.23
(ii) Hiring and firing regulations							
(iii) Centralized collective bargaining							
(iv) Hours regulations				6.00	6.00	6.00	6.00
(v) Mandated cost of worker dismissal				6.94	7.68	7.68	7.68
(vi) Conscription	10.00	10.00	10.00	10.00	10.00	10.00	10.00
C. Business regulations				5.70	5.43	4.86	5.31
(i) Administrative requirements							
(ii) Bureaucracy costs							
(iii) Starting a business				6.72	5.48	5.82	5.96
(iv) Extra payments/bribes/favoritism							
(v) Licensing restrictions				7.17	7.60	5.56	6.70
(vi) Cost of tax compliance				3.21	3.21	3.21	3.25

Costa Rica

	1980	1990	2000	2005	2010	2011	2012
Chain-Linked	Rating (Rank)	Rating (Rank)	Rating (Rank)	Rating (Rank)	Rating (Rank)	Rating (Rank)	Rating (Rank)
Summary Rating (Rank) ➤	**5.07** (59)	**6.64** (28)	**7.51** (30)	**7.66** (23)	**7.40** (38)	**7.71** (18)	**7.70** (17)
Area 1. Size of Government	5.53 (35)	7.20 (15)	7.13 (29)	8.57 (9)	7.85 (23)	7.83 (23)	7.62 (29)
Area 2. Legal System and Property Rights	4.57 (50)	4.78 (61)	6.87 (44)	7.26 (35)	7.02 (36)	6.98 (37)	7.08 (34)
Area 3. Sound Money	8.04 (20)	8.41 (27)	7.88 (62)	8.75 (52)	8.00 (77)	9.35 (31)	9.29 (41)
Area 4. Freedom to Trade Internationally	1.48 (81)	6.29 (40)	8.65 (26)	7.81 (38)	8.07 (26)	8.12 (22)	8.05 (24)
Area 5. Regulation	6.33 (28)	6.77 (24)	7.03 (36)	6.01 (96)	6.11 (99)	6.30 (95)	6.51 (90)
Unadjusted							
Summary Rating (Rank) ➤	**5.52** (48)	**6.98** (23)	**7.51** (25)	**7.56** (29)	**7.30** (47)	**7.61** (21)	**7.60** (23)
	Rating *(Data)*	Rating *(Data)*	Rating *(Data)*	Rating *(Data)*	Rating *(Data)*	Rating *(Data)*	Rating *(Data)*
Area 1. Size of Government	**5.72**	**7.20**	**7.13**	**8.57**	**7.85**	**7.83**	**7.62**
A. Government consumption	5.37 *(21.75)*	5.04 *(22.85)*	6.94 *(16.40)*	6.66 *(17.36)*	5.49 *(21.35)*	5.38 *(21.70)*	5.41 *(21.60)*
B. Transfers and subsidies	8.50 *(6.00)*	8.77 *(5.00)*	8.59 *(5.66)*	8.64 *(5.50)*	9.42 *(2.63)*	9.43 *(2.60)*	8.55 *(5.82)*
C. Government enterprises and investment	4.00 *(36.20)*	7.00 *(21.00)*	6.00 *(27.10)*	10.00 *(5.66)*	10.00 *(9.47)*	10.00 *(9.47)*	10.00 *(9.47)*
D. Top marginal tax rate	5.00	8.00	7.00	9.00	6.50	6.50	6.50
(i) Top marginal income tax rate	5.00 *(50)*	9.00 *(25)*	9.00 *(25)*	10.00 *(15-25)*	9.00 *(25)*	9.00 *(25)*	9.00 *(25)*
(ii) Top marginal income and payroll tax rate		7.00 *(33)*	5.00 *(39)*	8.00 *(24-33)*	4.00 *(43)*	4.00 *(43)*	4.00 *(44)*
Area 2. Legal System and Property Rights	**5.21**	**5.46**	**6.87**	**6.32**	**6.11**	**6.08**	**6.17**
A. Judicial independence			6.35	6.87	6.46	6.11	6.36
B. Impartial courts			6.85	6.51	4.73	4.69	4.79
C. Protection of property rights			4.50	6.08	5.51	5.77	5.96
D. Military interference in rule of law and politics			10.00	10.00	10.00	10.00	10.00
E. Integrity of the legal system			6.67	6.67	5.83	5.00	5.00
F. Legal enforcement of contracts				3.52	3.52	3.52	3.52
G. Regulatory restrictions on sale of real property				8.45	8.50	8.50	8.52
H. Reliability of police				5.02	6.13	6.35	6.45
I. Business costs of crime				3.74	4.28	4.75	4.89
Area 3. Sound Money	**8.04**	**8.41**	**7.88**	**8.75**	**8.00**	**9.35**	**9.29**
A. Money growth	7.72 *(11.41)*	8.66 *(6.72)*	5.16 *(24.22)*	8.37 *(8.14)*	8.75 *(6.23)*	9.54 *(2.30)*	9.43 *(2.84)*
B. Standard deviation of inflation	8.22 *(4.46)*	8.68 *(3.29)*	8.55 *(3.63)*	9.40 *(1.49)*	9.36 *(1.61)*	8.84 *(2.89)*	8.63 *(3.43)*
C. Inflation: most recent year	6.23 *(18.83)*	6.29 *(18.57)*	7.80 *(10.99)*	7.24 *(13.80)*	8.87 *(5.66)*	9.02 *(4.88)*	9.10 *(4.50)*
D. Freedom to own foreign currency bank accounts	10.00	10.00	10.00	10.00	5.00	10.00	10.00
Area 4. Freedom to Trade Internationally	**1.74**	**6.88**	**8.65**	**7.90**	**8.17**	**8.22**	**8.15**
A. Tariffs	3.23	5.63	8.40	8.08	8.15	8.07	8.04
(i) Revenue from trade taxes (% of trade sector)	6.47 *(5.30)*	5.33 *(7.00)*	9.28 *(1.08)*	9.24 *(1.14)*	9.17 *(1.25)*	8.98 *(1.53)*	9.00 *(1.50)*
(ii) Mean tariff rate	0.00 *(55.00)*	6.72 *(16.40)*	8.92 *(5.40)*	8.60 *(7.00)*	8.92 *(5.40)*	8.92 *(5.40)*	8.88 *(5.60)*
(iii) Standard deviation of tariff rates		4.84 *(12.90)*	7.00 *(7.50)*	6.39 *(9.03)*	6.35 *(9.13)*	6.31 *(9.23)*	6.24 *(9.41)*
B. Regulatory trade barriers			6.58	4.84	6.71	6.67	6.47
(i) Non-tariff trade barriers			5.17	4.70	5.29	5.14	4.74
(ii) Compliance cost of importing and exporting			8.00	4.98	8.14	8.20	8.20
C. Black-market exchange rates	0.00	10.00	10.00	10.00	10.00	10.00	10.00
D. Controls of the movement of capital and people	2.00	5.00	9.63	8.68	7.82	8.12	8.08
(i) Foreign ownership/investment restrictions			9.26	7.54	7.12	7.27	7.15
(ii) Capital controls	2.00	5.00	10.00	9.09	6.92	7.69	7.69
(iii) Freedom of foreigners to visit				9.41	9.41	9.41	9.41
Area 5. Regulation	**6.90**	**6.94**	**7.03**	**6.26**	**6.37**	**6.56**	**6.78**
A. Credit Market regulations	8.18	8.50	9.21	7.50	6.86	7.25	7.49
(i) Ownership of banks	10.00	10.00	10.00	5.00	5.00	5.00	5.00
(ii) Private sector credit	6.37	7.51	8.64	8.49	6.59	7.75	7.46
(iii) Interest rate controls/negative real interest rates		8.00	9.00	9.00	9.00	9.00	10.00
B. Labor Market regulations			5.99	5.94	6.21	6.27	6.32
(i) Hiring regulations and minimum wage			3.46	1.10	2.23	2.23	2.23
(ii) Hiring and firing regulations			4.97	5.51	5.34	5.40	5.38
(iii) Centralized collective bargaining			5.00	5.73	6.04	6.35	6.67
(iv) Hours regulations			6.51	6.00	8.00	8.00	8.00
(v) Mandated cost of worker dismissal				7.31	5.66	5.66	5.66
(vi) Conscription	10.00	10.00	10.00	10.00	10.00	10.00	10.00
C. Business regulations			5.90	5.35	6.03	6.16	6.53
(i) Administrative requirements			6.83	2.58	3.45	3.58	3.85
(ii) Bureaucracy costs			6.15	2.35	4.59	4.59	4.59
(iii) Starting a business			4.70	7.29	7.96	7.96	9.13
(iv) Extra payments/bribes/favoritism			5.92	6.91	5.36	5.34	5.45
(v) Licensing restrictions				7.48	7.56	8.03	8.67
(vi) Cost of tax compliance				5.49	7.24	7.47	7.47

Côte d'Ivoire

	1980	1990	2000	2005	2010	2011	2012
Chain-Linked	Rating (Rank)	Rating (Rank)	Rating (Rank)	Rating (Rank)	Rating (Rank)	Rating (Rank)	Rating (Rank)
Summary Rating (Rank) ➤	**5.39** (47)	**5.57** (55)	**5.99** (87)	**5.92** (100)	**5.89** (105)	**5.94** (106)	**6.03** (102)
Area 1. Size of Government	5.99 (24)	5.83 (51)	8.41 (8)	8.04 (20)	6.95 (45)	7.00 (45)	6.85 (51)
Area 2. Legal System and Property Rights		4.80 (60)	3.76 (104)	4.10 (99)	4.13 (99)	4.35 (94)	5.36 (73)
Area 3. Sound Money	5.00 (91)	6.90 (52)	6.69 (92)	6.73 (94)	6.56 (105)	6.51 (105)	6.69 (102)
Area 4. Freedom to Trade Internationally	5.13 (43)	5.00 (57)	5.26 (107)	5.66 (99)	5.60 (105)	5.59 (104)	5.60 (103)
Area 5. Regulation	6.21 (31)	5.51 (67)	5.84 (88)	5.18 (114)	6.29 (92)	6.37 (92)	6.04 (102)
Unadjusted							
Summary Rating (Rank) ➤	**5.20** (54)	**5.07** (71)	**5.99** (84)	**5.85** (119)	**5.80** (138)	**5.85** (136)	**5.93** (134)
	Rating *(Data)*	Rating *(Data)*	Rating *(Data)*	Rating *(Data)*	Rating *(Data)*	Rating *(Data)*	Rating *(Data)*
Area 1. Size of Government	**5.39**	**4.07**	**8.41**	**8.04**	**6.45**	**6.49**	**6.36**
A. Government consumption	5.54 *(21.17)*	6.20 *(18.93)*	8.18 *(12.20)*	8.82 *(10.02)*	8.65 *(10.59)*	8.79 *(10.10)*	8.79 *(10.10)*
B. Transfers and subsidies	9.01 *(4.15)*		9.48 *(2.41)*	9.35 *(2.89)*	9.66 *(1.75)*	9.68 *(1.68)*	9.63 *(1.84)*
C. Government enterprises and investment	2.00 *(46.80)*	2.00 *(42.20)*	6.00 *(25.30)*	4.00 *(32.96)*	4.00 *(33.51)*	4.00 *(37.19)*	4.00 *(37.19)*
D. Top marginal tax rate	5.00	4.00	10.00	10.00	3.50	3.50	3.00
(i) Top marginal income tax rate	5.00 *(45)*	4.00 *(45)*	10.00 *(10)*	10.00 *(10)*	5.00 *(39)*	5.00 *(39)*	5.00 *(39)*
(ii) Top marginal income and payroll tax rate					2.00 *(54)*	2.00 *(54)*	1.00 *(57)*
Area 2. Legal System and Property Rights		**4.80**	**3.76**	**3.11**	**2.95**	**3.11**	**3.83**
A. Judicial independence					1.33	1.84	2.40
B. Impartial courts			4.60	3.00	2.87	3.15	3.84
C. Protection of property rights					3.54	3.73	4.03
D. Military interference in rule of law and politics			1.67	1.67	2.50	2.50	3.30
E. Integrity of the legal system			5.00	4.17	4.17	4.17	4.17
F. Legal enforcement of contracts				2.47	2.47	2.47	3.52
G. Regulatory restrictions on sale of real property				4.23	4.26	4.26	5.66
H. Reliability of police					2.35	2.97	3.85
I. Business costs of crime					3.09	2.94	3.73
Area 3. Sound Money	**5.00**	**6.90**	**6.69**	**6.73**	**6.56**	**6.51**	**6.69**
A. Money growth	8.66 *(6.69)*	9.18 *(-4.12)*	9.79 *(1.06)*	8.49 *(7.54)*	7.81 *(10.93)*	8.23 *(8.85)*	8.32 *(8.39)*
B. Standard deviation of inflation	6.18 *(9.55)*	9.34 *(1.64)*	7.48 *(6.29)*	9.21 *(1.98)*	8.75 *(3.12)*	8.78 *(3.05)*	8.72 *(3.21)*
C. Inflation: most recent year	5.17 *(24.14)*	9.10 *(-4.52)*	9.51 *(2.46)*	9.22 *(3.89)*	9.66 *(1.68)*	9.02 *(4.91)*	9.74 *(1.31)*
D. Freedom to own foreign currency bank accounts	0.00	0.00	0.00	0.00	0.00	0.00	0.00
Area 4. Freedom to Trade Internationally	**4.19**	**4.09**	**5.26**	**5.91**	**6.36**	**6.35**	**6.37**
A. Tariffs	2.98	3.07	5.77	6.51	6.60	6.99	6.67
(i) Revenue from trade taxes (% of trade sector)	1.47 *(12.80)*	2.73 *(10.90)*	3.99 *(9.02)*	4.80 *(7.80)*	4.88 *(7.68)*	6.06 *(5.91)*	5.10 *(7.35)*
(ii) Mean tariff rate	4.50 *(27.50)*	3.40 *(33.00)*	7.60 *(12.00)*	7.48 *(12.60)*	7.62 *(11.90)*	7.62 *(11.90)*	7.62 *(11.90)*
(iii) Standard deviation of tariff rates			5.72 *(10.70)*	7.26 *(6.84)*	7.29 *(6.78)*	7.29 *(6.78)*	7.29 *(6.78)*
B. Regulatory trade barriers				5.55	5.49	5.07	5.42
(i) Non-tariff trade barriers					5.15	4.20	4.90
(ii) Compliance cost of importing and exporting				5.55	5.82	5.95	5.95
C. Black-market exchange rates	9.60	9.20	10.00	10.00	10.00	10.00	10.00
D. Controls of the movement of capital and people	0.00	0.00	0.00	1.58	3.35	3.35	3.37
(i) Foreign ownership/investment restrictions					6.91	6.90	6.97
(ii) Capital controls	0.00	0.00	0.00	0.77	0.77	0.77	0.77
(iii) Freedom of foreigners to visit				2.38	2.38	2.38	2.38
Area 5. Regulation	**6.21**	**5.51**	**5.84**	**5.45**	**6.68**	**6.77**	**6.42**
A. Credit Market regulations	6.56	6.39	7.26	5.77	9.00	9.00	7.55
(i) Ownership of banks	2.00	2.00	8.00	8.00	8.00	8.00	8.00
(ii) Private sector credit	9.67	9.17	7.78	3.31	10.00	10.00	7.11
(iii) Interest rate controls/negative real interest rates	8.00	8.00	6.00	6.00			
B. Labor Market regulations				4.61	5.78	5.72	5.70
(i) Hiring regulations and minimum wage				6.70	6.67	6.67	6.67
(ii) Hiring and firing regulations					5.99	5.95	5.92
(iii) Centralized collective bargaining					7.44	7.15	7.03
(iv) Hours regulations				5.30	6.00	6.00	6.00
(v) Mandated cost of worker dismissal				5.46	7.57	7.57	7.57
(vi) Conscription	10.00	5.00	5.00	1.00	1.00	1.00	1.00
C. Business regulations				5.97	5.26	5.57	6.00
(i) Administrative requirements					3.53	4.22	4.61
(ii) Bureaucracy costs					7.03	7.03	7.03
(iii) Starting a business				6.41	6.93	7.00	8.74
(iv) Extra payments/bribes/favoritism					2.45	3.50	3.89
(v) Licensing restrictions				4.54	4.63	4.72	4.76
(vi) Cost of tax compliance				6.97	6.97	6.97	6.97

Croatia

	1980	1990	2000	2005	2010	2011	2012
Chain-Linked	Rating (Rank)	Rating (Rank)	Rating (Rank)	Rating (Rank)	Rating (Rank)	Rating (Rank)	Rating (Rank)
Summary Rating (Rank) ➤			**6.35** (73)	**6.75** (71)	**7.05** (57)	**7.29** (46)	**7.32** (43)
Area 1. Size of Government			4.03 (108)	4.55 (109)	5.15 (97)	5.28 (96)	5.34 (97)
Area 2. Legal System and Property Rights			7.58 (31)	7.11 (39)	7.67 (27)	7.52 (26)	7.56 (26)
Area 3. Sound Money		1.25 (112)	7.88 (61)	8.20 (63)	8.42 (65)	9.51 (21)	9.56 (14)
Area 4. Freedom to Trade Internationally			6.16 (83)	6.54 (80)	6.65 (79)	6.59 (81)	6.67 (79)
Area 5. Regulation			6.11 (75)	7.44 (26)	7.56 (16)	7.64 (14)	7.59 (24)
Unadjusted							
Summary Rating (Rank) ➤			**6.35** (78)	**6.49** (86)	**6.78** (86)	**7.01** (75)	**7.04** (70)
	Rating *(Data)*	Rating *(Data)*	Rating *(Data)*	Rating *(Data)*	Rating *(Data)*	Rating *(Data)*	Rating *(Data)*
Area 1. Size of Government			**4.03**	**4.55**	**5.15**	**5.28**	**5.34**
A. Government consumption			2.45 *(31.66)*	4.86 *(23.49)*	4.32 *(25.30)*	4.35 *(25.20)*	4.50 *(24.70)*
B. Transfers and subsidies			4.65 *(20.13)*	4.35 *(21.23)*	4.79 *(19.63)*	4.77 *(19.69)*	4.86 *(19.37)*
C. Government enterprises and investment			7.00 *(22.99)*	8.00 *(18.43)*	10.00 *(9.82)*	10.00 *(10.25)*	10.00 *(9.02)*
D. Top marginal tax rate			2.00	1.00	1.50	2.00	2.00
(i) Top marginal income tax rate			4.00 *(35-53)*	2.00 *(45-63)*	3.00 *(44-51)*	4.00 *(40-47)*	4.00 *(40-47)*
(ii) Top marginal income and payroll tax rate			0.00 *(55.9-68)*	0.00 *(62-75)*	0.00 *(62-67)*	0.00 *(59-64)*	0.00 *(58-63)*
Area 2. Legal System and Property Rights			**7.58**	**5.34**	**5.76**	**5.65**	**5.68**
A. Judicial independence				3.69	3.42	3.05	3.28
B. Impartial courts			6.07	4.04	2.81	2.61	2.50
C. Protection of property rights				4.98	4.88	4.59	4.65
D. Military interference in rule of law and politics			8.33	8.33	8.33	8.33	8.33
E. Integrity of the legal system			8.33	8.33	7.50	7.50	7.50
F. Legal enforcement of contracts				5.40	5.40	5.32	5.32
G. Regulatory restrictions on sale of real property				3.36	6.39	6.39	6.42
H. Reliability of police				4.53	6.16	6.14	5.95
I. Business costs of crime				5.43	6.97	6.96	7.18
Area 3. Sound Money		**2.50**	**7.88**	**8.20**	**8.42**	**9.51**	**9.56**
A. Money growth			8.28 *(8.60)*	8.62 *(6.89)*	9.64 *(-1.78)*	9.31 *(-3.46)*	9.75 *(-1.27)*
B. Standard deviation of inflation			9.15 *(2.11)*	9.87 *(0.34)*	9.23 *(1.92)*	9.19 *(2.03)*	9.17 *(2.07)*
C. Inflation: most recent year		0.00 *(500.00)*	9.07 *(4.63)*	9.33 *(3.34)*	9.79 *(1.05)*	9.55 *(2.26)*	9.32 *(3.42)*
D. Freedom to own foreign currency bank accounts		5.00	5.00	5.00	5.00	10.00	10.00
Area 4. Freedom to Trade Internationally			**6.16**	**7.52**	**7.64**	**7.58**	**7.67**
A. Tariffs			8.47	8.82	8.73	8.70	8.71
(i) Revenue from trade taxes (% of trade sector)			8.29 *(2.57)*	9.56 *(0.66)*	9.52 *(0.72)*	9.58 *(0.63)*	9.59 *(0.62)*
(ii) Mean tariff rate			8.66 *(6.70)*	9.52 *(2.40)*	9.04 *(4.80)*	9.02 *(4.90)*	9.00 *(5.00)*
(iii) Standard deviation of tariff rates				7.37 *(6.57)*	7.64 *(5.90)*	7.51 *(6.22)*	7.54 *(6.15)*
B. Regulatory trade barriers				6.43	6.56	6.40	6.71
(i) Non-tariff trade barriers				6.00	5.63	5.31	5.70
(ii) Compliance cost of importing and exporting				6.86	7.49	7.49	7.72
C. Black-market exchange rates		0.00	10.00	10.00	10.00	10.00	10.00
D. Controls of the movement of capital and people		0.00	0.00	4.84	5.28	5.20	5.24
(i) Foreign ownership/investment restrictions				6.17	4.44	4.18	4.31
(ii) Capital controls		0.00	0.00	1.54	4.62	4.62	4.62
(iii) Freedom of foreigners to visit				6.80	6.80	6.80	6.80
Area 5. Regulation			**6.11**	**6.84**	**6.95**	**7.02**	**6.98**
A. Credit Market regulations		0.00	8.64	9.27	8.95	9.22	9.40
(i) Ownership of banks		0.00	10.00	10.00	10.00	10.00	10.00
(ii) Private sector credit			6.92	8.82	7.85	7.66	8.21
(iii) Interest rate controls/negative real interest rates			9.00	9.00	9.00	10.00	10.00
B. Labor Market regulations				5.58	6.39	6.36	6.04
(i) Hiring regulations and minimum wage				3.90	2.23	2.23	2.23
(ii) Hiring and firing regulations				5.13	3.66	3.56	3.34
(iii) Centralized collective bargaining				7.07	6.92	6.85	7.18
(iv) Hours regulations				6.00	8.00	8.00	6.00
(v) Mandated cost of worker dismissal				6.38	7.51	7.51	7.51
(vi) Conscription			3.00	5.00	10.00	10.00	10.00
C. Business regulations				5.66	5.51	5.49	5.49
(i) Administrative requirements				3.22	2.05	2.22	2.13
(ii) Bureaucracy costs				5.70	4.56	4.56	4.56
(iii) Starting a business				9.01	9.64	9.59	9.65
(iv) Extra payments/bribes/favoritism				5.73	4.33	4.07	4.20
(v) Licensing restrictions				2.51	4.68	4.71	4.58
(vi) Cost of tax compliance				7.80	7.80	7.80	7.80

Cyprus

	1980	1990	2000	2005	2010	2011	2012
Chain-Linked	Rating (Rank)	Rating (Rank)	Rating (Rank)	Rating (Rank)	Rating (Rank)	Rating (Rank)	Rating (Rank)
Summary Rating (Rank) ➤	**5.53** (42)	**6.04** (43)	**6.51** (68)	**7.55** (31)	**7.62** (21)	**7.52** (27)	**7.36** (39)
Area 1. Size of Government	5.89 (27)	5.39 (64)	6.19 (59)	7.45 (36)	7.20 (37)	7.00 (44)	6.83 (52)
Area 2. Legal System and Property Rights		6.67 (29)	7.98 (26)	8.35 (17)	8.41 (17)	8.28 (18)	7.88 (22)
Area 3. Sound Money	5.69 (73)	7.03 (43)	6.88 (85)	9.35 (33)	9.44 (28)	9.50 (23)	9.52 (20)
Area 4. Freedom to Trade Internationally	5.39 (41)	5.32 (52)	6.00 (86)	7.29 (55)	7.22 (58)	7.18 (55)	6.76 (76)
Area 5. Regulation	5.15 (65)	5.81 (51)	5.52 (98)	5.22 (112)	5.66 (109)	5.51 (109)	5.63 (109)
Unadjusted							
Summary Rating (Rank) ➤	**5.56** (46)	**5.94** (44)	**6.51** (74)	**7.53** (30)	**7.71** (18)	**7.61** (21)	**7.45** (34)
	Rating *(Data)*	Rating *(Data)*	Rating *(Data)*	Rating *(Data)*	Rating *(Data)*	Rating *(Data)*	Rating *(Data)*
Area 1. Size of Government	**6.03**	**5.39**	**6.19**	**7.45**	**7.20**	**7.00**	**6.83**
A. Government consumption	6.77 *(16.97)*	5.17 *(22.43)*	6.02 *(19.53)*	5.32 *(21.92)*	5.18 *(22.39)*	4.98 *(23.08)*	4.97 *(23.09)*
B. Transfers and subsidies	8.34 *(6.60)*	7.87 *(8.30)*	6.73 *(12.51)*	6.47 *(13.47)*	6.13 *(14.71)*	6.02 *(15.10)*	5.86 *(15.70)*
C. Government enterprises and investment	8.00 *(18.10)*	8.00 *(17.40)*	8.00 *(17.40)*	10.00 *(3.07)*	10.00 *(3.07)*	10.00 *(3.07)*	10.00 *(3.07)*
D. Top marginal tax rate	1.00	0.50	4.00	8.00	7.50	7.00	6.50
(i) Top marginal income tax rate	1.00 *(60)*	1.00 *(60)*	5.00 *(40)*	8.00 *(30)*	8.00 *(30)*	7.00 *(35)*	7.00 *(35)*
(ii) Top marginal income and payroll tax rate		0.00 *(62)*	3.00 *(48)*	8.00 *(30)*	7.00 *(35)*	7.00 *(35)*	6.00 *(38)*
Area 2. Legal System and Property Rights		**6.67**	**7.98**	**7.43**	**6.88**	**6.77**	**6.45**
A. Judicial independence				6.99	7.15	6.28	5.79
B. Impartial courts			7.27	6.77	6.07	6.06	5.47
C. Protection of property rights				7.53	7.36	7.07	6.24
D. Military interference in rule of law and politics			8.33	8.33	8.33	8.33	8.33
E. Integrity of the legal system			8.33	8.33	8.33	8.33	8.33
F. Legal enforcement of contracts					4.00	4.00	4.00
G. Regulatory restrictions on sale of real property					5.82	6.28	6.09
H. Reliability of police				6.57	7.08	6.83	6.30
I. Business costs of crime				7.47	7.81	7.75	7.48
Area 3. Sound Money	**5.69**	**7.03**	**6.88**	**9.35**	**9.44**	**9.50**	**9.52**
A. Money growth	6.40 *(18.00)*	9.45 *(2.75)*	8.65 *(6.77)*	8.48 *(7.62)*	9.03 *(4.84)*	9.47 *(2.64)*	9.35 *(3.23)*
B. Standard deviation of inflation	9.06 *(2.36)*	9.71 *(0.72)*	9.70 *(0.75)*	9.42 *(1.45)*	9.19 *(2.03)*	9.17 *(2.08)*	9.20 *(2.00)*
C. Inflation: most recent year	7.30 *(13.50)*	8.95 *(5.27)*	9.17 *(4.14)*	9.49 *(2.56)*	9.52 *(2.38)*	9.34 *(3.29)*	9.52 *(2.39)*
D. Freedom to own foreign currency bank accounts	0.00	0.00	0.00	10.00	10.00	10.00	10.00
Area 4. Freedom to Trade Internationally	**5.39**	**4.82**	**6.00**	**8.05**	**8.18**	**8.13**	**7.66**
A. Tariffs	6.96	5.47	7.99	8.39	8.34	8.27	8.21
(i) Revenue from trade taxes (% of trade sector)	7.33 *(4.00)*	7.20 *(4.20)*	9.27 *(1.10)*	9.59 *(0.62)*	9.63 *(0.55)*	9.66 *(0.51)*	9.63 *(0.55)*
(ii) Mean tariff rate	6.58 *(17.10)*	6.70 *(16.50)*	6.72 *(16.40)*	9.46 *(2.70)*	8.98 *(5.10)*	8.94 *(5.30)*	8.90 *(5.50)*
(iii) Standard deviation of tariff rates		2.52 *(18.70)*		6.13 *(9.67)*	6.41 *(8.98)*	6.23 *(9.43)*	6.11 *(9.74)*
B. Regulatory trade barriers				7.10	8.00	7.85	7.91
(i) Non-tariff trade barriers				7.10	6.73	6.43	6.56
(ii) Compliance cost of importing and exporting					9.27	9.27	9.27
C. Black-market exchange rates	9.20	9.00	10.00	10.00	10.00	10.00	10.00
D. Controls of the movement of capital and people	0.00	0.00	0.00	6.73	6.37	6.39	4.51
(i) Foreign ownership/investment restrictions				6.68	6.37	6.44	6.17
(ii) Capital controls	0.00	0.00	0.00	6.92	6.15	6.15	0.77
(iii) Freedom of foreigners to visit				6.58	6.58	6.58	6.58
Area 5. Regulation	**5.15**	**5.81**	**5.52**	**5.39**	**6.83**	**6.65**	**6.80**
A. Credit Market regulations	7.09	8.83	8.08	7.81	8.03	7.56	7.84
(i) Ownership of banks	8.00	8.00	8.00	10.00	10.00	10.00	10.00
(ii) Private sector credit	9.28	8.50	6.23	3.43	4.08	2.69	3.51
(iii) Interest rate controls/negative real interest rates	4.00	10.00	10.00	10.00	10.00	10.00	10.00
B. Labor Market regulations				2.87	6.17	6.10	6.22
(i) Hiring regulations and minimum wage					6.67	6.67	6.67
(ii) Hiring and firing regulations				3.59	4.78	4.71	5.08
(iii) Centralized collective bargaining				5.02	5.59	5.22	5.58
(iv) Hours regulations					10.00	10.00	10.00
(v) Mandated cost of worker dismissal					10.00	10.00	10.00
(vi) Conscription	0.00	0.00	0.00	0.00	0.00	0.00	0.00
C. Business regulations				5.50	6.29	6.28	6.34
(i) Administrative requirements				4.24	4.88	5.12	5.21
(ii) Bureaucracy costs				5.12	3.71	3.71	3.71
(iii) Starting a business					9.61	9.61	9.61
(iv) Extra payments/bribes/favoritism				7.14	6.29	6.00	6.27
(v) Licensing restrictions					4.91	4.91	4.90
(vi) Cost of tax compliance					8.33	8.35	8.35

Czech Republic

	1980	1990	2000	2005	2010	2011	2012
Chain-Linked	Rating (Rank)	Rating (Rank)	Rating (Rank)	Rating (Rank)	Rating (Rank)	Rating (Rank)	Rating (Rank)
Summary Rating (Rank) ➤			**6.53** (67)	**6.92** (62)	**7.11** (52)	**7.14** (57)	**7.30** (45)
Area 1. Size of Government			3.13 (118)	3.30 (122)	3.87 (118)	3.90 (117)	4.26 (112)
Area 2. Legal System and Property Rights		7.25 (24)	6.89 (43)	6.61 (48)	6.74 (45)	6.76 (45)	6.63 (44)
Area 3. Sound Money			8.13 (55)	9.05 (41)	9.45 (27)	9.48 (24)	9.44 (26)
Area 4. Freedom to Trade Internationally			8.28 (35)	8.00 (27)	7.77 (42)	7.70 (41)	7.90 (30)
Area 5. Regulation		4.20 (100)	6.22 (66)	7.70 (17)	7.61 (15)	7.76 (11)	8.04 (8)
Unadjusted							
Summary Rating (Rank) ➤			**6.53** (63)	**7.00** (64)	**7.19** (57)	**7.22** (57)	**7.38** (42)
	Rating *(Data)*	Rating *(Data)*	Rating *(Data)*	Rating *(Data)*	Rating *(Data)*	Rating *(Data)*	Rating *(Data)*
Area 1. Size of Government			**3.13**	**4.45**	**5.21**	**5.25**	**5.74**
A. Government consumption			3.02 *(29.73)*	2.64 *(31.03)*	2.93 *(30.04)*	3.21 *(29.10)*	3.26 *(28.90)*
B. Transfers and subsidies		0.00 *(37.20)*	2.35 *(28.56)*	3.17 *(25.58)*	2.91 *(26.52)*	2.81 *(26.90)*	2.69 *(27.32)*
C. Government enterprises and investment				8.00 *(19.75)*	8.00 *(17.58)*	8.00 *(15.27)*	10.00 *(13.85)*
D. Top marginal tax rate			4.00	4.00	7.00	7.00	7.00
(i) Top marginal income tax rate			7.00 *(32)*	7.00 *(32)*	10.00 *(15)*	10.00 *(15)*	10.00 *(15)*
(ii) Top marginal income and payroll tax rate			1.00 *(56)*	1.00 *(58)*	4.00 *(45)*	4.00 *(45)*	4.00 *(45)*
Area 2. Legal System and Property Rights		**7.25**	**6.89**	**6.04**	**6.16**	**6.18**	**6.06**
A. Judicial independence			6.01	4.73	4.51	4.46	4.65
B. Impartial courts			4.51	4.12	3.16	3.27	3.13
C. Protection of property rights			5.58	6.00	5.14	5.13	4.81
D. Military interference in rule of law and politics			10.00	10.00	10.00	10.00	10.00
E. Integrity of the legal system			8.33	8.33	8.33	8.33	8.33
F. Legal enforcement of contracts				3.54	3.85	3.85	3.85
G. Regulatory restrictions on sale of real property				6.69	8.54	8.56	8.23
H. Reliability of police				4.67	4.38	4.67	4.82
I. Business costs of crime				6.30	7.50	7.35	6.68
Area 3. Sound Money			**8.13**	**9.05**	**9.45**	**9.48**	**9.44**
A. Money growth			9.87 *(0.65)*	7.45 *(12.76)*	8.80 *(6.00)*	9.14 *(4.28)*	9.10 *(4.48)*
B. Standard deviation of inflation			8.43 *(3.93)*	9.11 *(2.23)*	9.28 *(1.80)*	9.15 *(2.12)*	9.32 *(1.71)*
C. Inflation: most recent year			9.22 *(3.90)*	9.63 *(1.85)*	9.72 *(1.41)*	9.61 *(1.94)*	9.34 *(3.30)*
D. Freedom to own foreign currency bank accounts			5.00	10.00	10.00	10.00	10.00
Area 4. Freedom to Trade Internationally			**8.28**	**8.04**	**7.80**	**7.73**	**7.94**
A. Tariffs			8.22	8.39	8.34	8.27	8.21
(i) Revenue from trade taxes (% of trade sector)			9.68 *(0.48)*	9.59 *(0.62)*	9.63 *(0.55)*	9.66 *(0.51)*	9.63 *(0.55)*
(ii) Mean tariff rate			8.70 *(6.50)*	9.46 *(2.70)*	8.98 *(5.10)*	8.94 *(5.30)*	8.90 *(5.50)*
(iii) Standard deviation of tariff rates			6.28 *(9.30)*	6.13 *(9.67)*	6.41 *(8.98)*	6.23 *(9.43)*	6.11 *(9.74)*
B. Regulatory trade barriers			7.88	7.48	7.39	7.03	6.62
(i) Non-tariff trade barriers			7.27	7.27	7.29	6.31	5.56
(ii) Compliance cost of importing and exporting			8.50	7.70	7.49	7.76	7.68
C. Black-market exchange rates			10.00	10.00	10.00	10.00	10.00
D. Controls of the movement of capital and people	0.00	0.00	7.03	6.28	5.49	5.63	6.91
(i) Foreign ownership/investment restrictions			7.92	8.42	6.80	7.22	7.24
(ii) Capital controls	0.00	0.00	6.15	3.85	3.08	3.08	6.92
(iii) Freedom of foreigners to visit				6.58	6.58	6.58	6.58
Area 5. Regulation		**3.42**	**6.22**	**7.40**	**7.32**	**7.46**	**7.73**
A. Credit Market regulations	0.00	0.00	6.85	9.52	9.23	9.26	9.61
(i) Ownership of banks	0.00	0.00	2.00	10.00	10.00	10.00	10.00
(ii) Private sector credit			8.56	8.57	7.69	7.79	8.83
(iii) Interest rate controls/negative real interest rates			10.00	10.00	10.00	10.00	10.00
B. Labor Market regulations			5.22	7.61	7.50	7.57	8.08
(i) Hiring regulations and minimum wage			5.09	6.70	6.67	6.67	10.00
(ii) Hiring and firing regulations		5.62	5.30	3.26	3.59	3.94	3.79
(iii) Centralized collective bargaining			7.70	7.75	6.97	7.03	6.96
(iv) Hours regulations			5.01	10.00	10.00	10.00	10.00
(v) Mandated cost of worker dismissal				7.96	7.76	7.76	7.76
(vi) Conscription	0.00	0.00	3.00	10.00	10.00	10.00	10.00
C. Business regulations			6.59	5.07	5.22	5.56	5.50
(i) Administrative requirements			7.80	2.22	2.70	2.86	2.72
(ii) Bureaucracy costs			8.10	5.51	2.58	2.58	2.58
(iii) Starting a business			5.53	9.02	9.17	9.18	9.19
(iv) Extra payments/bribes/favoritism			4.92	6.56	4.16	4.40	4.19
(v) Licensing restrictions				7.13	8.94	8.94	8.94
(vi) Cost of tax compliance				0.00	3.76	5.37	5.37

Denmark

	1980	1990	2000	2005	2010	2011	2012
Chain-Linked	Rating (Rank)	Rating (Rank)	Rating (Rank)	Rating (Rank)	Rating (Rank)	Rating (Rank)	Rating (Rank)
Summary Rating (Rank) ➤	**6.39** (20)	**7.26** (16)	**7.92** (13)	**7.94** (13)	**7.86** (10)	**7.75** (15)	**7.71** (16)
Area 1. Size of Government	3.06 (95)	3.17 (105)	3.48 (114)	3.81 (118)	4.28 (113)	4.34 (114)	4.57 (111)
Area 2. Legal System and Property Rights	7.18 (15)	8.35 (3)	9.54 (2)	9.46 (1)	9.12 (3)	8.59 (13)	8.40 (13)
Area 3. Sound Money	6.68 (34)	9.46 (13)	9.71 (4)	9.49 (24)	9.60 (16)	9.67 (5)	9.61 (12)
Area 4. Freedom to Trade Internationally	7.91 (12)	8.12 (16)	9.40 (6)	8.67 (8)	8.51 (12)	8.42 (13)	8.32 (12)
Area 5. Regulation	7.21 (8)	7.20 (15)	7.46 (17)	8.24 (9)	7.78 (10)	7.70 (12)	7.57 (25)
Unadjusted							
Summary Rating (Rank) ➤	**6.24** (25)	**7.16** (17)	**7.92** (13)	**7.89** (13)	**7.81** (11)	**7.70** (16)	**7.66** (19)
	Rating *(Data)*	Rating *(Data)*	Rating *(Data)*	Rating *(Data)*	Rating *(Data)*	Rating *(Data)*	Rating *(Data)*
Area 1. Size of Government	**3.06**	**3.17**	**3.48**	**3.81**	**4.28**	**4.34**	**4.57**
A. Government consumption	1.76 *(34.01)*	1.69 *(34.25)*	1.74 *(34.08)*	1.55 *(34.74)*	0.74 *(37.48)*	0.97 *(36.70)*	0.97 *(36.70)*
B. Transfers and subsidies	4.47 *(20.80)*	3.98 *(22.60)*	3.67 *(23.72)*	3.18 *(25.54)*	3.39 *(24.76)*	4.37 *(21.15)*	4.32 *(21.34)*
C. Government enterprises and investment	6.00 *(25.00)*	7.00 *(20.30)*	7.00 *(24.90)*	10.00 *(9.07)*	10.00 *(12.45)*	10.00 *(12.71)*	10.00 *(14.70)*
D. Top marginal tax rate	0.00	0.00	1.50	0.50	3.00	2.00	3.00
(i) Top marginal income tax rate	0.00 *(66)*	0.00 *(68)*	2.00 *(59)*	1.00 *(59)*	3.00 *(52)*	2.00 *(56)*	3.00 *(55)*
(ii) Top marginal income and payroll tax rate		0.00 *(69)*	1.00 *(63)*	0.00 *(63)*	3.00 *(55)*	2.00 *(56)*	3.00 *(55)*
Area 2. Legal System and Property Rights	**7.18**	**8.35**	**9.54**	**8.99**	**8.67**	**8.16**	**7.98**
A. Judicial independence			9.35	8.78	9.26	8.36	8.60
B. Impartial courts			9.52	9.25	7.24	6.43	5.72
C. Protection of property rights			8.82	9.34	8.42	7.51	7.40
D. Military interference in rule of law and politics			10.00	10.00	10.00	10.00	10.00
E. Integrity of the legal system			10.00	10.00	10.00	10.00	10.00
F. Legal enforcement of contracts				6.19	5.96	5.96	5.96
G. Regulatory restrictions on sale of real property				9.01	9.50	9.61	9.73
H. Reliability of police				9.17	8.89	8.65	8.49
I. Business costs of crime				9.17	8.73	6.94	5.94
Area 3. Sound Money	**6.68**	**9.46**	**9.71**	**9.49**	**9.60**	**9.67**	**9.61**
A. Money growth	8.70 *(6.51)*	8.80 *(6.01)*	9.75 *(1.27)*	8.56 *(7.20)*	9.48 *(2.58)*	9.97 *(-0.14)*	9.63 *(1.87)*
B. Standard deviation of inflation	9.67 *(0.82)*	9.72 *(0.71)*	9.69 *(0.76)*	9.77 *(0.58)*	9.36 *(1.60)*	9.28 *(1.81)*	9.29 *(1.77)*
C. Inflation: most recent year	8.35 *(8.23)*	9.32 *(3.40)*	9.42 *(2.92)*	9.64 *(1.81)*	9.54 *(2.30)*	9.45 *(2.76)*	9.52 *(2.41)*
D. Freedom to own foreign currency bank accounts	0.00	10.00	10.00	10.00	10.00	10.00	10.00
Area 4. Freedom to Trade Internationally	**7.85**	**7.83**	**9.40**	**8.55**	**8.39**	**8.31**	**8.21**
A. Tariffs	8.95	8.48	9.18	8.39	8.34	8.27	8.21
(i) Revenue from trade taxes (% of trade sector)	9.67 *(0.50)*	9.80 *(0.30)*	9.78 *(0.33)*	9.59 *(0.62)*	9.63 *(0.55)*	9.66 *(0.51)*	9.63 *(0.55)*
(ii) Mean tariff rate	8.24 *(8.80)*	8.52 *(7.40)*	9.52 *(2.40)*	9.46 *(2.70)*	8.98 *(5.10)*	8.94 *(5.30)*	8.90 *(5.50)*
(iii) Standard deviation of tariff rates		7.12 *(7.20)*	8.24 *(4.40)*	6.13 *(9.67)*	6.41 *(8.98)*	6.23 *(9.43)*	6.11 *(9.74)*
B. Regulatory trade barriers			9.43	8.39	8.24	8.02	7.74
(i) Non-tariff trade barriers			9.04	7.35	7.05	6.60	6.13
(ii) Compliance cost of importing and exporting			9.83	9.43	9.43	9.43	9.35
C. Black-market exchange rates	9.60	10.00	10.00	10.00	10.00	10.00	10.00
D. Controls of the movement of capital and people	5.00	5.00	8.97	7.42	6.99	6.93	6.89
(i) Foreign ownership/investment restrictions			9.48	8.08	6.79	6.60	6.48
(ii) Capital controls	5.00	5.00	8.46	7.69	7.69	7.69	7.69
(iii) Freedom of foreigners to visit				6.50	6.50	6.50	6.50
Area 5. Regulation	**6.44**	**7.00**	**7.46**	**8.60**	**8.12**	**8.04**	**7.91**
A. Credit Market regulations	9.41	9.34	10.00	10.00	9.57	9.69	9.46
(i) Ownership of banks	10.00	10.00	10.00	10.00	10.00	10.00	10.00
(ii) Private sector credit	8.24	8.03	10.00	10.00	8.70	9.08	8.37
(iii) Interest rate controls/negative real interest rates	10.00	10.00	10.00	10.00	10.00	10.00	10.00
B. Labor Market regulations	3.46	4.66	4.62	7.43	7.46	7.36	7.35
(i) Hiring regulations and minimum wage			4.76	10.00	10.00	10.00	10.00
(ii) Hiring and firing regulations		8.10	6.47	7.39	8.51	7.12	6.75
(iii) Centralized collective bargaining	5.18	5.18	4.85	6.18	5.28	6.06	6.37
(iv) Hours regulations	2.20	2.37	4.01	8.00	8.00	8.00	8.00
(v) Mandated cost of worker dismissal				10.00	10.00	10.00	10.00
(vi) Conscription	3.00	3.00	3.00	3.00	3.00	3.00	3.00
C. Business regulations			7.76	8.38	7.33	7.07	6.91
(i) Administrative requirements			7.05	4.56	5.03	4.01	3.60
(ii) Bureaucracy costs			8.23	8.44	1.86	1.86	1.86
(iii) Starting a business			6.45	9.66	9.73	9.73	9.74
(iv) Extra payments/bribes/favoritism			9.29	9.49	9.15	8.56	8.07
(v) Licensing restrictions				9.67	9.72	9.71	9.67
(vi) Cost of tax compliance				8.49	8.49	8.54	8.54

Dominican Republic

	1980	1990	2000	2005	2010	2011	2012
Chain-Linked	Rating (Rank)	Rating (Rank)	Rating (Rank)	Rating (Rank)	Rating (Rank)	Rating (Rank)	Rating (Rank)
Summary Rating (Rank) ➤	**5.16** (57)	**4.34** (98)	**6.76** (55)	**6.42** (79)	**7.07** (55)	**7.08** (59)	**7.01** (65)
Area 1. Size of Government	5.71 (30)	6.68 (25)	8.88 (3)	8.43 (12)	8.20 (11)	8.23 (12)	8.16 (14)
Area 2. Legal System and Property Rights	5.14 (43)	4.72 (64)	4.62 (86)	4.42 (88)	4.28 (96)	4.27 (96)	4.27 (94)
Area 3. Sound Money	7.34 (28)	2.05 (111)	6.82 (89)	5.87 (112)	9.24 (42)	9.31 (35)	9.42 (32)
Area 4. Freedom to Trade Internationally	2.32 (72)	2.25 (95)	6.41 (78)	6.80 (74)	7.23 (57)	7.19 (53)	7.14 (54)
Area 5. Regulation	5.51 (49)	5.83 (48)	7.08 (35)	6.60 (77)	6.44 (88)	6.45 (90)	6.03 (103)
Unadjusted							
Summary Rating (Rank) ➤	**5.66** (39)	**4.48** (95)	**6.76** (55)	**6.52** (84)	**7.18** (58)	**7.19** (61)	**7.11** (66)
	Rating *(Data)*	Rating *(Data)*	Rating *(Data)*	Rating *(Data)*	Rating *(Data)*	Rating *(Data)*	Rating *(Data)*
Area 1. Size of Government	**5.71**	**6.68**	**8.88**	**8.43**	**8.20**	**8.23**	**8.16**
A. Government consumption	9.12 *(8.98)*	10.00 *(6.00)*	9.03 *(9.29)*	9.57 *(7.48)*	9.40 *(8.04)*	9.47 *(7.80)*	9.21 *(8.70)*
B. Transfers and subsidies	9.70 *(1.60)*	9.73 *(1.50)*	9.49 *(2.36)*	9.17 *(3.54)*	9.38 *(2.76)*	9.43 *(2.59)*	9.43 *(2.59)*
C. Government enterprises and investment	4.00 *(31.60)*	7.00 *(23.70)*	8.00 *(18.00)*	7.00 *(24.30)*	6.00 *(25.10)*	6.00 *(25.10)*	6.00 *(25.10)*
D. Top marginal tax rate	0.00	0.00	9.00	8.00	8.00	8.00	8.00
(i) Top marginal income tax rate	0.00 *(73)*	0.00 *(73)*	9.00 *(25)*	9.00 *(25)*	9.00 *(25)*	9.00 *(25)*	9.00 *(25)*
(ii) Top marginal income and payroll tax rate		0.00 *(73)*	9.00 *(25)*	7.00 *(32)*	7.00 *(33)*	7.00 *(33)*	7.00 *(33)*
Area 2. Legal System and Property Rights	**5.78**	**5.30**	**4.62**	**4.36**	**4.22**	**4.22**	**4.21**
A. Judicial independence				4.17	2.82	2.64	2.30
B. Impartial courts			5.57	3.75	3.41	3.47	3.64
C. Protection of property rights			2.90	5.27	4.79	4.82	4.71
D. Military interference in rule of law and politics			5.00	5.00	5.00	5.00	5.00
E. Integrity of the legal system			5.00	3.33	4.17	4.17	4.17
F. Legal enforcement of contracts				4.51	4.51	4.51	4.51
G. Regulatory restrictions on sale of real property				6.30	7.65	7.65	7.65
H. Reliability of police				3.43	1.62	1.73	2.22
I. Business costs of crime				3.50	4.05	3.96	3.70
Area 3. Sound Money	**7.34**	**2.05**	**6.82**	**5.87**	**9.24**	**9.31**	**9.42**
A. Money growth	8.96 *(5.18)*	4.70 *(26.49)*	9.39 *(3.06)*	7.40 *(13.00)*	9.26 *(3.72)*	9.94 *(-0.29)*	9.42 *(2.89)*
B. Standard deviation of inflation	8.14 *(4.64)*	3.48 *(16.30)*	9.42 *(1.45)*	1.91 *(20.22)*	8.97 *(2.58)*	9.00 *(2.50)*	8.99 *(2.52)*
C. Inflation: most recent year	7.26 *(13.70)*	0.00 *(51.05)*	8.46 *(7.72)*	9.16 *(4.19)*	8.73 *(6.33)*	8.31 *(8.46)*	9.26 *(3.69)*
D. Freedom to own foreign currency bank accounts	5.00	0.00	0.00	5.00	10.00	10.00	10.00
Area 4. Freedom to Trade Internationally	**2.69**	**2.37**	**6.41**	**7.27**	**7.73**	**7.69**	**7.63**
A. Tariffs	3.47	5.11	5.78	7.03	7.86	7.94	7.93
(i) Revenue from trade taxes (% of trade sector)	3.47 *(9.80)*	5.83 *(6.26)*	5.23 *(7.16)*	6.03 *(5.96)*	8.57 *(2.15)*	8.80 *(1.80)*	8.80 *(1.80)*
(ii) Mean tariff rate		4.40 *(28.00)*	6.10 *(19.50)*	8.20 *(9.00)*	8.58 *(7.10)*	8.58 *(7.10)*	8.54 *(7.30)*
(iii) Standard deviation of tariff rates			6.00 *(10.00)*	6.87 *(7.82)*	6.45 *(8.88)*	6.45 *(8.88)*	6.44 *(8.91)*
B. Regulatory trade barriers			3.33	6.04	6.83	6.70	6.68
(i) Non-tariff trade barriers			3.33	4.40	4.79	4.54	4.50
(ii) Compliance cost of importing and exporting				7.68	8.87	8.87	8.87
C. Black-market exchange rates	2.60	0.00	10.00	10.00	10.00	10.00	10.00
D. Controls of the movement of capital and people	2.00	2.00	6.52	6.00	6.22	6.10	5.91
(i) Foreign ownership/investment restrictions			8.42	7.70	6.81	6.46	6.25
(ii) Capital controls	2.00	2.00	4.62	3.85	5.38	5.38	5.00
(iii) Freedom of foreigners to visit				6.46	6.46	6.46	6.46
Area 5. Regulation	**6.76**	**5.99**	**7.08**	**6.69**	**6.52**	**6.53**	**6.11**
A. Credit Market regulations	7.79	5.99	9.39	7.88	7.23	7.12	5.79
(i) Ownership of banks	8.00	10.00	10.00	5.00	5.00	5.00	5.00
(ii) Private sector credit	7.58	7.97	9.17	9.63	6.70	6.36	2.38
(iii) Interest rate controls/negative real interest rates		0.00	9.00	9.00	10.00	10.00	10.00
B. Labor Market regulations			5.92	6.47	6.40	6.40	6.41
(i) Hiring regulations and minimum wage			2.93	4.40	5.57	5.57	5.57
(ii) Hiring and firing regulations			5.17	7.10	4.77	4.95	4.99
(iii) Centralized collective bargaining			5.58	7.50	7.26	7.13	7.13
(iv) Hours regulations				8.00	8.00	8.00	8.00
(v) Mandated cost of worker dismissal				1.84	2.78	2.78	2.78
(vi) Conscription	10.00	10.00	10.00	10.00	10.00	10.00	10.00
C. Business regulations			5.94	5.71	5.94	6.07	6.14
(i) Administrative requirements			7.37	3.55	3.12	3.74	4.19
(ii) Bureaucracy costs			5.18	4.44	6.56	6.56	6.56
(iii) Starting a business			5.48	7.38	9.02	9.05	9.08
(iv) Extra payments/bribes/favoritism			5.73	5.11	3.31	3.44	3.36
(v) Licensing restrictions				7.02	7.25	7.26	7.27
(vi) Cost of tax compliance				6.79	6.37	6.37	6.37

Ecuador

	1980	1990	2000	2005	2010	2011	2012
Chain-Linked	Rating (Rank)	Rating (Rank)	Rating (Rank)	Rating (Rank)	Rating (Rank)	Rating (Rank)	Rating (Rank)
Summary Rating (Rank) ➤	**5.29** (53)	**5.35** (66)	**5.82** (96)	**5.86** (104)	**5.74** (113)	**5.75** (113)	**5.91** (105)
Area 1. Size of Government	5.29 (44)	8.25 (4)	8.93 (2)	8.03 (21)	5.63 (83)	5.43 (93)	5.39 (94)
Area 2. Legal System and Property Rights	5.35 (42)	4.76 (62)	3.30 (113)	3.08 (112)	3.26 (109)	3.27 (110)	3.67 (106)
Area 3. Sound Money	8.15 (17)	3.98 (101)	4.90 (113)	4.73 (121)	6.38 (110)	6.50 (106)	6.58 (107)
Area 4. Freedom to Trade Internationally	3.32 (62)	4.86 (63)	7.39 (56)	7.15 (59)	6.78 (76)	6.89 (74)	7.04 (65)
Area 5. Regulation	4.26 (85)	4.82 (87)	4.59 (115)	6.15 (90)	6.47 (87)	6.45 (89)	6.64 (85)
Unadjusted							
Summary Rating (Rank) ➤	**5.77** (34)	**5.53** (58)	**5.82** (94)	**5.95** (113)	**5.83** (136)	**5.84** (137)	**6.01** (131)
	Rating *(Data)*	Rating *(Data)*	Rating *(Data)*	Rating *(Data)*	Rating *(Data)*	Rating *(Data)*	Rating *(Data)*
Area 1. Size of Government	**5.45**	**8.25**	**8.93**	**8.03**	**5.63**	**5.43**	**5.39**
A. Government consumption	6.01 *(19.57)*	8.48 *(11.16)*	7.86 *(13.27)*	7.53 *(14.41)*	7.42 *(14.77)*	6.65 *(17.40)*	6.47 *(18.00)*
B. Transfers and subsidies	8.80 *(4.90)*	9.51 *(2.30)*	9.86 *(1.02)*	9.59 *(2.00)*	9.59 *(2.00)*	9.59 *(2.00)*	9.59 *(2.00)*
C. Government enterprises and investment	2.00 *(40.20)*	7.00 *(21.70)*	10.00 *(3.15)*	7.00 *(22.42)*	0.00 *(51.80)*	0.00 *(51.80)*	0.00 *(51.80)*
D. Top marginal tax rate	5.00	8.00	8.00	8.00	5.50	5.50	5.50
(i) Top marginal income tax rate	5.00 *(50)*	9.00 *(25)*	9.00 *(25)*	9.00 *(25)*	7.00 *(35)*	7.00 *(35)*	7.00 *(35)*
(ii) Top marginal income and payroll tax rate		7.00 *(32)*	7.00 *(32)*	7.00 *(35)*	4.00 *(47)*	4.00 *(47)*	4.00 *(47)*
Area 2. Legal System and Property Rights	**5.86**	**5.21**	**3.30**	**3.75**	**3.97**	**3.98**	**4.47**
A. Judicial independence			2.67	1.90	2.17	2.42	3.60
B. Impartial courts			2.51	2.20	2.41	2.61	3.69
C. Protection of property rights			2.98	4.05	3.68	3.92	4.64
D. Military interference in rule of law and politics			3.33	2.50	2.50	2.50	2.50
E. Integrity of the legal system			5.00	4.38	4.17	4.17	4.17
F. Legal enforcement of contracts				4.38	4.38	4.38	4.38
G. Regulatory restrictions on sale of real property				8.49	9.01	8.57	8.61
H. Reliability of police				3.07	3.57	3.65	4.41
I. Business costs of crime				2.76	3.84	3.55	4.22
Area 3. Sound Money	**8.15**	**3.98**	**4.90**	**4.73**	**6.38**	**6.50**	**6.58**
A. Money growth	8.13 *(9.33)*	2.62 *(36.92)*	4.25 *(28.73)*	2.73 *(36.33)*	7.48 *(12.61)*	8.17 *(9.13)*	8.67 *(6.63)*
B. Standard deviation of inflation	8.38 *(4.06)*	3.29 *(16.77)*	5.36 *(11.61)*	6.69 *(8.29)*	8.75 *(3.13)*	8.72 *(3.21)*	8.67 *(3.31)*
C. Inflation: most recent year	6.10 *(19.51)*	0.00 *(54.01)*	0.00 *(96.09)*	9.52 *(2.41)*	9.29 *(3.56)*	9.11 *(4.47)*	8.98 *(5.10)*
D. Freedom to own foreign currency bank accounts	10.00	10.00	10.00	0.00	0.00	0.00	0.00
Area 4. Freedom to Trade Internationally	**4.87**	**5.10**	**7.39**	**7.25**	**6.87**	**6.99**	**7.14**
A. Tariffs	5.20	3.30	7.14	7.14	6.37	6.57	6.60
(i) Revenue from trade taxes (% of trade sector)	5.20 *(7.20)*	7.33 *(4.00)*	6.53 *(5.20)*	6.53 *(5.20)*	6.53 *(5.20)*	6.53 *(5.20)*	6.53 *(5.20)*
(ii) Mean tariff rate		2.58 *(37.10)*	7.42 *(12.90)*	7.64 *(11.80)*	7.76 *(11.20)*	7.98 *(10.10)*	7.98 *(10.10)*
(iii) Standard deviation of tariff rates		0.00 *(27.00)*	7.48 *(6.30)*	7.24 *(6.90)*	4.80 *(12.99)*	5.19 *(12.02)*	5.27 *(11.82)*
B. Regulatory trade barriers			4.73	4.74	5.18	5.32	5.79
(i) Non-tariff trade barriers			3.13	3.91	3.43	3.72	4.66
(ii) Compliance cost of importing and exporting			6.33	5.57	6.93	6.93	6.93
C. Black-market exchange rates	7.40	10.00	10.00	10.00	10.00	10.00	10.00
D. Controls of the movement of capital and people	2.00	2.00	7.69	7.12	5.95	6.06	6.17
(i) Foreign ownership/investment restrictions			9.23	4.95	4.01	4.33	4.66
(ii) Capital controls	2.00	2.00	6.15	8.46	3.85	3.85	3.85
(iii) Freedom of foreigners to visit				7.94	10.00	10.00	10.00
Area 5. Regulation	**4.52**	**5.12**	**4.59**	**5.99**	**6.30**	**6.29**	**6.47**
A. Credit Market regulations	5.42	6.00	5.33	9.23	9.30	9.27	9.27
(i) Ownership of banks	5.00	8.00	2.00	8.00	8.00	8.00	8.00
(ii) Private sector credit	7.27	10.00	10.00	9.69	9.91	9.82	9.81
(iii) Interest rate controls/negative real interest rates	4.00	0.00	4.00	10.00	10.00	10.00	10.00
B. Labor Market regulations			3.57	3.93	4.31	4.31	4.53
(i) Hiring regulations and minimum wage			3.49	5.60	5.57	5.57	5.57
(ii) Hiring and firing regulations			3.43	3.24	3.21	3.53	4.36
(iii) Centralized collective bargaining			4.25	5.74	5.47	5.13	5.64
(iv) Hours regulations			3.67	6.00	8.00	8.00	8.00
(v) Mandated cost of worker dismissal				0.00	0.65	0.65	0.65
(vi) Conscription	0.00	3.00	3.00	3.00	3.00	3.00	3.00
C. Business regulations			4.86	4.81	5.29	5.28	5.61
(i) Administrative requirements			5.33	2.41	3.23	3.36	4.20
(ii) Bureaucracy costs			5.25	3.28	5.66	5.66	5.66
(iii) Starting a business			3.97	7.53	7.89	7.88	7.95
(iv) Extra payments/bribes/favoritism			4.87	4.54	3.78	3.65	4.23
(v) Licensing restrictions				7.81	8.50	8.45	8.94
(vi) Cost of tax compliance				3.27	2.67	2.67	2.67

Egypt

	1980	1990	2000	2005	2010	2011	2012
Chain-Linked	Rating (Rank)	Rating (Rank)	Rating (Rank)	Rating (Rank)	Rating (Rank)	Rating (Rank)	Rating (Rank)
Summary Rating (Rank) ➤	**4.40** (79)	**4.60** (89)	**6.81** (51)	**6.59** (75)	**6.79** (72)	**6.62** (79)	**6.55** (84)
Area 1. Size of Government	3.95 (82)	4.37 (88)	6.13 (63)	6.34 (75)	7.27 (36)	7.21 (39)	7.70 (27)
Area 2. Legal System and Property Rights	2.76 (70)	3.50 (81)	5.87 (63)	5.63 (67)	5.40 (76)	4.69 (85)	4.17 (99)
Area 3. Sound Money	7.70 (23)	8.16 (30)	9.53 (18)	8.85 (46)	8.81 (55)	9.07 (49)	9.22 (44)
Area 4. Freedom to Trade Internationally	2.18 (77)	1.12 (102)	6.66 (76)	6.67 (78)	6.76 (78)	6.68 (80)	6.59 (81)
Area 5. Regulation	4.76 (79)	5.68 (58)	5.84 (89)	5.39 (109)	5.74 (107)	5.48 (110)	5.18 (115)
Unadjusted							
Summary Rating (Rank) ➤	**4.38** (79)	**4.49** (94)	**6.81** (50)	**6.42** (93)	**6.50** (104)	**6.33** (117)	**6.27** (122)
	Rating *(Data)*	Rating *(Data)*	Rating *(Data)*	Rating *(Data)*	Rating *(Data)*	Rating *(Data)*	Rating *(Data)*
Area 1. Size of Government	**3.95**	**4.37**	**6.13**	**6.34**	**6.58**	**6.52**	**6.96**
A. Government consumption	6.33 *(18.47)*	7.77 *(13.60)*	8.29 *(11.80)*	7.32 *(15.11)*	7.94 *(13.00)*	7.76 *(13.60)*	8.15 *(12.30)*
B. Transfers and subsidies	5.45 *(17.20)*	7.71 *(8.90)*	9.22 *(3.38)*	8.06 *(7.62)*	6.87 *(11.97)*	6.83 *(12.15)*	6.70 *(12.62)*
C. Government enterprises and investment	4.00 *(39.70)*	0.00 *(54.50)*	0.00 *(52.10)*	0.00 *(51.90)*	4.00 *(34.52)*	4.00 *(37.73)*	4.00 *(30.72)*
D. Top marginal tax rate	0.00	2.00	7.00	10.00	7.50	7.50	9.00
(i) Top marginal income tax rate	0.00 *(80)*	2.00 *(65)*	7.00 *(34)*	10.00 *(20)*	10.00 *(20)*	10.00 *(25)*	10.00 *(25)*
(ii) Top marginal income and payroll tax rate					5.00 *(40)*	5.00 *(40)*	8.00 *(39)*
Area 2. Legal System and Property Rights	**2.76**	**3.50**	**5.87**	**5.47**	**5.24**	**4.55**	**4.04**
A. Judicial independence			6.85	6.37	6.28	5.24	4.09
B. Impartial courts			5.68	5.09	4.24	3.84	3.67
C. Protection of property rights			5.17	6.22	5.21	5.03	4.53
D. Military interference in rule of law and politics			5.00	5.00	4.17	2.50	1.70
E. Integrity of the legal system			6.67	6.67	5.83	5.00	5.00
F. Legal enforcement of contracts				3.41	3.41	3.41	3.41
G. Regulatory restrictions on sale of real property				4.25	8.38	8.41	8.58
H. Reliability of police				5.88	4.82	4.17	3.19
I. Business costs of crime				6.31	4.84	3.30	2.23
Area 3. Sound Money	**7.70**	**8.16**	**9.53**	**8.85**	**8.81**	**9.07**	**9.22**
A. Money growth	6.29 *(18.55)*	8.93 *(5.33)*	9.46 *(2.69)*	7.94 *(10.31)*	8.31 *(8.47)*	8.65 *(6.73)*	8.66 *(6.70)*
B. Standard deviation of inflation	8.12 *(4.71)*	7.38 *(6.56)*	9.20 *(2.01)*	8.42 *(3.94)*	9.19 *(2.02)*	9.62 *(0.96)*	9.64 *(0.90)*
C. Inflation: most recent year	6.39 *(18.03)*	6.31 *(18.44)*	9.46 *(2.68)*	9.03 *(4.87)*	7.75 *(11.27)*	7.99 *(10.05)*	8.58 *(7.12)*
D. Freedom to own foreign currency bank accounts	10.00	10.00	10.00	10.00	10.00	10.00	10.00
Area 4. Freedom to Trade Internationally	**3.03**	**1.04**	**6.66**	**6.23**	**6.32**	**6.24**	**6.15**
A. Tariffs	0.89	3.12	3.74	4.90	4.96	5.05	5.06
(i) Revenue from trade taxes (% of trade sector)	1.27 *(13.10)*	6.07 *(5.90)*	5.33 *(7.00)*	8.48 *(2.28)*	8.29 *(2.57)*	8.51 *(2.23)*	8.55 *(2.17)*
(ii) Mean tariff rate	0.52 *(47.40)*	3.30 *(33.50)*	5.90 *(20.50)*	6.22 *(18.90)*	6.60 *(17.00)*	6.64 *(16.80)*	6.64 *(16.80)*
(iii) Standard deviation of tariff rates		0.00 *(425.80)*	0.00 *(39.50)*	0.00 *(141.08)*	0.00 *(149.47)*	0.00 *(143.30)*	0.00 *(142.63)*
B. Regulatory trade barriers			5.58	5.74	6.75	6.42	6.30
(i) Non-tariff trade barriers			4.50	4.55	5.09	4.49	4.37
(ii) Compliance cost of importing and exporting			6.66	6.93	8.41	8.35	8.22
C. Black-market exchange rates	8.20	0.00	10.00	10.00	10.00	10.00	10.00
D. Controls of the movement of capital and people	0.00	0.00	7.31	4.30	3.57	3.48	3.26
(i) Foreign ownership/investment restrictions			9.23	5.94	5.29	5.05	4.36
(ii) Capital controls	0.00	0.00	5.38	6.15	4.62	4.62	4.62
(iii) Freedom of foreigners to visit				0.79	0.79	0.79	0.79
Area 5. Regulation	**4.46**	**5.39**	**5.84**	**5.19**	**5.53**	**5.28**	**4.99**
A. Credit Market regulations	3.93	6.79	8.03	6.35	5.67	5.02	3.95
(i) Ownership of banks	5.00	5.00	5.00	2.00	2.00	2.00	2.00
(ii) Private sector credit	2.80	9.37	9.08	7.05	5.00	4.05	1.84
(iii) Interest rate controls/negative real interest rates	4.00	6.00	10.00	10.00	10.00	9.00	8.00
B. Labor Market regulations		3.98	4.01	4.98	5.01	4.91	4.94
(i) Hiring regulations and minimum wage			4.17	10.00	10.00	10.00	10.00
(ii) Hiring and firing regulations		4.02	3.05	3.44	4.47	3.78	3.80
(iii) Centralized collective bargaining	7.93	7.93	7.50	8.44	6.91	7.05	7.19
(iv) Hours regulations			5.34	8.00	8.00	8.00	8.00
(v) Mandated cost of worker dismissal				0.00	0.65	0.65	0.65
(vi) Conscription	0.00	0.00	0.00	0.00	0.00	0.00	0.00
C. Business regulations			5.47	4.23	5.93	5.91	6.08
(i) Administrative requirements			7.50	3.10	3.32	3.22	3.69
(ii) Bureaucracy costs			2.75	1.13	5.94	5.94	5.94
(iii) Starting a business			5.83	6.39	9.72	9.67	9.64
(iv) Extra payments/bribes/favoritism			5.80	6.39	4.36	3.88	3.83
(v) Licensing restrictions				5.08	7.08	7.12	7.80
(vi) Cost of tax compliance				3.32	5.15	5.61	5.61

El Salvador

	1980	1990	2000	2005	2010	2011	2012
Chain-Linked	Rating (Rank)	Rating (Rank)	Rating (Rank)	Rating (Rank)	Rating (Rank)	Rating (Rank)	Rating (Rank)
Summary Rating (Rank) ➤	**4.47** (76)	**4.69** (87)	**7.69** (18)	**7.66** (24)	**7.43** (34)	**7.36** (41)	**7.40** (36)
Area 1. Size of Government	6.59 (17)	6.89 (22)	8.67 (4)	8.58 (8)	8.58 (7)	8.53 (6)	8.54 (8)
Area 2. Legal System and Property Rights	2.43 (75)	1.87 (109)	4.51 (90)	4.39 (90)	3.84 (104)	3.88 (104)	4.01 (101)
Area 3. Sound Money	5.63 (75)	5.25 (89)	9.42 (26)	9.63 (10)	9.25 (41)	9.13 (44)	9.31 (40)
Area 4. Freedom to Trade Internationally	2.30 (74)	4.24 (71)	8.51 (29)	7.99 (29)	7.79 (40)	7.67 (43)	7.50 (45)
Area 5. Regulation		5.31 (71)	7.31 (23)	7.74 (15)	7.73 (12)	7.63 (15)	7.66 (17)
Unadjusted							
Summary Rating (Rank) ➤	**4.12** (83)	**4.81** (87)	**7.69** (17)	**7.47** (34)	**7.22** (54)	**7.15** (63)	**7.19** (60)
	Rating *(Data)*	Rating *(Data)*	Rating *(Data)*	Rating *(Data)*	Rating *(Data)*	Rating *(Data)*	Rating *(Data)*
Area 1. Size of Government	**6.59**	**6.89**	**8.67**	**8.58**	**8.46**	**8.41**	**8.42**
A. Government consumption	6.97 *(16.30)*	8.81 *(10.03)*	8.70 *(10.42)*	9.01 *(9.38)*	8.69 *(10.46)*	8.65 *(10.60)*	8.59 *(10.80)*
B. Transfers and subsidies	9.40 *(2.70)*	9.75 *(1.40)*	10.00 *(0.32)*	9.32 *(3.00)*	9.16 *(3.58)*	8.99 *(4.22)*	9.11 *(3.78)*
C. Government enterprises and investment	7.00 *(20.20)*	7.00 *(20.00)*	8.00 *(19.89)*	8.00 *(15.40)*	8.00 *(16.00)*	8.00 *(16.37)*	8.00 *(18.01)*
D. Top marginal tax rate	3.00	2.00	8.00	8.00	8.00	8.00	8.00
(i) Top marginal income tax rate	3.00 *(60)*	2.00 *(60)*	8.00 *(30)*	8.00 *(30)*	8.00 *(30)*	8.00 *(30)*	8.00 *(30)*
(ii) Top marginal income and payroll tax rate					8.00 *(30)*	8.00 *(30)*	8.00 *(30)*
Area 2. Legal System and Property Rights	**2.54**	**1.95**	**4.51**	**4.40**	**3.84**	**3.88**	**4.02**
A. Judicial independence			4.34	3.07	3.14	2.78	3.41
B. Impartial courts			4.18	3.37	3.14	3.10	3.15
C. Protection of property rights			4.05	5.78	4.60	4.62	4.23
D. Military interference in rule of law and politics			5.00	5.00	4.17	4.17	4.17
E. Integrity of the legal system			5.00	4.58	2.50	3.33	3.33
F. Legal enforcement of contracts				3.83	3.83	3.83	3.83
G. Regulatory restrictions on sale of real property				8.19	8.20	8.17	8.17
H. Reliability of police				4.26	3.57	3.52	3.53
I. Business costs of crime				1.47	1.42	1.44	2.33
Area 3. Sound Money	**5.63**	**5.25**	**9.42**	**9.63**	**9.25**	**9.13**	**9.31**
A. Money growth	8.52 *(7.40)*	8.48 *(7.60)*	9.03 *(-4.83)*	9.98 *(0.10)*	8.39 *(8.03)*	8.80 *(6.02)*	8.85 *(5.73)*
B. Standard deviation of inflation	7.39 *(6.53)*	7.02 *(7.45)*	9.09 *(2.29)*	9.48 *(1.29)*	8.85 *(2.87)*	8.76 *(3.09)*	8.74 *(3.14)*
C. Inflation: most recent year	6.61 *(16.95)*	5.51 *(22.47)*	9.55 *(2.27)*	9.06 *(4.69)*	9.76 *(1.18)*	8.97 *(5.13)*	9.65 *(1.73)*
D. Freedom to own foreign currency bank accounts	0.00	0.00	10.00	10.00	10.00	10.00	10.00
Area 4. Freedom to Trade Internationally	**1.71**	**4.57**	**8.51**	**7.64**	**7.45**	**7.34**	**7.18**
A. Tariffs	3.13	6.52	8.02	8.29	8.17	8.21	8.19
(i) Revenue from trade taxes (% of trade sector)	5.87 *(6.20)*	7.27 *(4.10)*	8.99 *(1.51)*	9.01 *(1.48)*	9.00 *(1.50)*	9.17 *(1.24)*	9.20 *(1.20)*
(ii) Mean tariff rate	0.40 *(48.00)*	5.78 *(21.10)*	8.52 *(7.40)*	8.72 *(6.40)*	8.82 *(5.90)*	8.82 *(5.90)*	8.80 *(6.00)*
(iii) Standard deviation of tariff rates			6.56 *(8.60)*	7.14 *(7.14)*	6.70 *(8.26)*	6.63 *(8.44)*	6.57 *(8.58)*
B. Regulatory trade barriers			7.11	6.12	6.94	6.61	6.33
(i) Non-tariff trade barriers			5.72	5.80	5.51	4.85	4.20
(ii) Compliance cost of importing and exporting			8.50	6.45	8.37	8.37	8.45
C. Black-market exchange rates	0.00	5.20	10.00	10.00	10.00	10.00	10.00
D. Controls of the movement of capital and people	2.00	2.00	8.93	6.16	4.71	4.54	4.20
(i) Foreign ownership/investment restrictions			8.62	7.38	6.10	5.61	4.59
(ii) Capital controls	2.00	2.00	9.23	7.69	4.62	4.62	4.62
(iii) Freedom of foreigners to visit				3.40	3.40	3.40	3.40
Area 5. Regulation		**5.38**	**7.31**	**7.08**	**7.07**	**6.97**	**7.01**
A. Credit Market regulations	9.85	8.65	9.70	8.73	8.56	8.58	9.05
(i) Ownership of banks				10.00	8.00	8.00	8.00
(ii) Private sector credit	9.85	9.30	9.39	6.18	7.69	7.74	9.14
(iii) Interest rate controls/negative real interest rates		8.00	10.00	10.00	10.00	10.00	10.00
B. Labor Market regulations			6.50	6.52	6.47	6.27	5.89
(i) Hiring regulations and minimum wage			3.12	6.70	6.67	6.67	6.67
(ii) Hiring and firing regulations			4.85	6.31	5.81	4.79	4.36
(iii) Centralized collective bargaining			7.73	8.08	7.75	7.58	5.71
(iv) Hours regulations			5.51	6.00	6.00	6.00	6.00
(v) Mandated cost of worker dismissal				2.03	2.60	2.60	2.60
(vi) Conscription	3.00	0.00	10.00	10.00	10.00	10.00	10.00
C. Business regulations			6.01	6.00	6.19	6.07	6.08
(i) Administrative requirements			7.27	3.76	3.93	3.82	4.04
(ii) Bureaucracy costs			5.40	2.98	5.45	5.45	5.45
(iii) Starting a business			5.78	7.98	8.97	8.96	8.98
(iv) Extra payments/bribes/favoritism			5.57	6.86	4.29	3.71	3.30
(v) Licensing restrictions				8.01	8.05	8.06	8.29
(vi) Cost of tax compliance				6.41	6.41	6.41	6.41

Estonia

	1980	1990	2000	2005	2010	2011	2012
Chain-Linked	Rating (Rank)	Rating (Rank)	Rating (Rank)	Rating (Rank)	Rating (Rank)	Rating (Rank)	Rating (Rank)
Summary Rating (Rank) ➤			**7.61** (21)	**7.97** (12)	**7.77** (14)	**7.69** (19)	**7.62** (20)
Area 1. Size of Government			6.43 (54)	6.99 (51)	5.94 (76)	6.09 (74)	5.91 (77)
Area 2. Legal System and Property Rights			6.73 (45)	7.34 (31)	7.39 (29)	7.36 (31)	7.34 (30)
Area 3. Sound Money		3.36 (107)	8.67 (44)	9.43 (32)	9.43 (29)	8.94 (53)	8.84 (56)
Area 4. Freedom to Trade Internationally		3.38 (85)	9.04 (15)	8.64 (9)	8.58 (10)	8.48 (10)	8.40 (10)
Area 5. Regulation			7.17 (34)	7.52 (23)	7.53 (17)	7.62 (17)	7.65 (18)
Unadjusted							
Summary Rating (Rank) ➤			**7.61** (28)	**7.96** (11)	**7.76** (14)	**7.68** (17)	**7.61** (22)
	Rating *(Data)*	Rating *(Data)*	Rating *(Data)*	Rating *(Data)*	Rating *(Data)*	Rating *(Data)*	Rating *(Data)*
Area 1. Size of Government			**6.43**	**6.99**	**5.94**	**6.09**	**5.91**
A. Government consumption		5.74 *(20.48)*	3.73 *(27.33)*	4.38 *(25.12)*	3.50 *(28.09)*	3.63 *(27.64)*	3.74 *(27.30)*
B. Transfers and subsidies			5.98 *(15.25)*	7.08 *(11.23)*	6.74 *(12.45)*	6.24 *(14.31)*	6.40 *(13.71)*
C. Government enterprises and investment			10.00 *(14.28)*	10.00 *(4.81)*	7.00 *(20.28)*	8.00 *(19.34)*	7.00 *(21.51)*
D. Top marginal tax rate			6.00	6.50	6.50	6.50	6.50
(i) Top marginal income tax rate			8.00 *(26)*	9.00 *(24)*	9.00 *(21)*	9.00 *(21)*	9.00 *(21)*
(ii) Top marginal income and payroll tax rate			4.00 *(44)*	4.00 *(45)*	4.00 *(44)*	4.00 *(44)*	4.00 *(44)*
Area 2. Legal System and Property Rights			**6.73**	**7.24**	**7.29**	**7.26**	**7.24**
A. Judicial independence				7.12	7.51	7.57	7.53
B. Impartial courts			6.94	6.84	5.52	5.42	5.42
C. Protection of property rights			5.00	7.68	7.17	6.99	6.89
D. Military interference in rule of law and politics			8.33	8.33	8.33	8.33	8.33
E. Integrity of the legal system			6.67	6.67	6.67	6.67	6.67
F. Legal enforcement of contracts				6.11	5.91	5.91	5.93
G. Regulatory restrictions on sale of real property				8.81	9.53	9.53	9.50
H. Reliability of police				6.50	7.52	7.44	7.19
I. Business costs of crime				7.09	7.48	7.51	7.68
Area 3. Sound Money		**4.48**	**8.67**	**9.43**	**9.43**	**8.94**	**8.84**
A. Money growth			8.32 *(8.39)*	9.34 *(3.30)*	9.98 *(-0.10)*	8.41 *(7.94)*	7.22 *(13.88)*
B. Standard deviation of inflation		5.18 *(12.06)*	7.15 *(7.13)*	9.20 *(1.99)*	8.35 *(4.12)*	8.36 *(4.09)*	8.93 *(2.67)*
C. Inflation: most recent year		3.27 *(33.65)*	9.19 *(4.03)*	9.18 *(4.09)*	9.41 *(2.97)*	9.00 *(4.98)*	9.21 *(3.93)*
D. Freedom to own foreign currency bank accounts		5.00	10.00	10.00	10.00	10.00	10.00
Area 4. Freedom to Trade Internationally		**3.26**	**9.04**	**8.48**	**8.42**	**8.33**	**8.25**
A. Tariffs		9.77	9.99	8.39	8.34	8.27	8.21
(i) Revenue from trade taxes (% of trade sector)		9.77 *(0.34)*	9.99 *(0.02)*	9.59 *(0.62)*	9.63 *(0.55)*	9.66 *(0.51)*	9.63 *(0.55)*
(ii) Mean tariff rate				9.46 *(2.70)*	8.98 *(5.10)*	8.94 *(5.30)*	8.90 *(5.50)*
(iii) Standard deviation of tariff rates				6.13 *(9.67)*	6.41 *(8.98)*	6.23 *(9.43)*	6.11 *(9.74)*
B. Regulatory trade barriers			8.34	8.34	8.50	8.35	8.02
(i) Non-tariff trade barriers			8.34	7.24	7.56	7.26	6.69
(ii) Compliance cost of importing and exporting				9.43	9.43	9.43	9.35
C. Black-market exchange rates		0.00	10.00	10.00	10.00	10.00	10.00
D. Controls of the movement of capital and people		0.00	7.82	7.18	6.85	6.69	6.76
(i) Foreign ownership/investment restrictions			9.49	8.04	7.04	7.34	7.55
(ii) Capital controls		0.00	6.15	6.92	6.92	6.15	6.15
(iii) Freedom of foreigners to visit				6.58	6.58	6.58	6.58
Area 5. Regulation			**7.17**	**7.68**	**7.69**	**7.79**	**7.82**
A. Credit Market regulations		0.00	9.33	9.67	10.00	10.00	9.99
(i) Ownership of banks		0.00	8.00	10.00	10.00	10.00	10.00
(ii) Private sector credit			10.00	10.00	9.99	10.00	9.98
(iii) Interest rate controls/negative real interest rates			10.00	9.00	10.00	10.00	10.00
B. Labor Market regulations			4.74	5.76	5.91	6.17	6.23
(i) Hiring regulations and minimum wage			2.94	6.70	5.00	6.67	6.67
(ii) Hiring and firing regulations			4.57	5.33	5.87	5.78	6.06
(iii) Centralized collective bargaining			8.45	8.75	8.32	8.32	8.42
(iv) Hours regulations				4.00	4.00	4.00	4.00
(v) Mandated cost of worker dismissal				6.76	9.25	9.25	9.25
(vi) Conscription		0.00	3.00	3.00	3.00	3.00	3.00
C. Business regulations			7.43	7.63	7.18	7.19	7.24
(i) Administrative requirements			7.62	5.34	5.55	5.48	5.55
(ii) Bureaucracy costs			7.15	6.18	3.33	3.33	3.33
(iii) Starting a business			8.03	8.71	9.68	9.69	9.71
(iv) Extra payments/bribes/favoritism			6.91	7.51	6.98	7.16	7.28
(v) Licensing restrictions				8.95	8.47	8.48	8.48
(vi) Cost of tax compliance				9.09	9.05	9.05	9.09

Ethiopia

	1980	1990	2000	2005	2010	2011	2012
Chain-Linked	Rating (Rank)	Rating (Rank)	Rating (Rank)	Rating (Rank)	Rating (Rank)	Rating (Rank)	Rating (Rank)
Summary Rating (Rank) ➤							
Area 1. Size of Government							
Area 2. Legal System and Property Rights							
Area 3. Sound Money							
Area 4. Freedom to Trade Internationally							
Area 5. Regulation							
Unadjusted							
Summary Rating (Rank) ➤				**5.51** (128)	**5.76** (139)	**5.48** (141)	**5.65** (139)
	Rating *(Data)*	Rating *(Data)*	Rating *(Data)*	Rating *(Data)*	Rating *(Data)*	Rating *(Data)*	Rating *(Data)*
Area 1. Size of Government				**6.09**	**6.13**	**6.21**	**7.35**
A. Government consumption				7.37 *(14.95)*	9.09 *(9.10)*	9.18 *(8.80)*	9.29 *(8.40)*
B. Transfers and subsidies				10.00 *(0.03)*	8.45 *(6.20)*	8.65 *(5.45)*	9.11 *(3.78)*
C. Government enterprises and investment				0.00 *(64.00)*	0.00 *(64.83)*	0.00 *(73.01)*	4.00 *(36.68)*
D. Top marginal tax rate				7.00	7.00	7.00	7.00
(i) Top marginal income tax rate				7.00 *(35)*	7.00 *(35)*	7.00 *(35)*	7.00 *(35)*
(ii) Top marginal income and payroll tax rate							
Area 2. Legal System and Property Rights				**4.70**	**5.44**	**5.42**	**5.19**
A. Judicial independence				1.97	3.53	3.04	3.09
B. Impartial courts				2.68	4.47	4.47	3.69
C. Protection of property rights				4.34	5.73	5.11	4.50
D. Military interference in rule of law and politics				1.67	1.67	1.67	1.67
E. Integrity of the legal system				8.33	7.50	7.50	7.50
F. Legal enforcement of contracts				4.34	4.87	5.55	5.55
G. Regulatory restrictions on sale of real property				7.97	8.53	8.53	8.53
H. Reliability of police				5.32	5.21	4.95	4.90
I. Business costs of crime				5.66	7.47	7.97	7.32
Area 3. Sound Money				**5.67**	**5.58**	**4.40**	**4.75**
A. Money growth				8.20 *(8.99)*	8.15 *(9.24)*	8.15 *(9.24)*	8.15 *(9.24)*
B. Standard deviation of inflation				6.79 *(8.03)*	5.80 *(10.50)*	6.10 *(9.76)*	5.39 *(11.52)*
C. Inflation: most recent year				7.68 *(11.61)*	8.37 *(8.14)*	3.36 *(33.22)*	5.45 *(22.77)*
D. Freedom to own foreign currency bank accounts				0.00	0.00	0.00	0.00
Area 4. Freedom to Trade Internationally				**4.98**	**5.21**	**5.08**	**5.22**
A. Tariffs				4.97	5.11	5.25	5.22
(i) Revenue from trade taxes (% of trade sector)				2.85 *(10.73)*	3.44 *(9.84)*	3.84 *(9.24)*	3.84 *(9.24)*
(ii) Mean tariff rate				6.64 *(16.80)*	6.54 *(17.30)*	6.54 *(17.30)*	6.54 *(17.30)*
(iii) Standard deviation of tariff rates				5.43 *(11.42)*	5.36 *(11.59)*	5.36 *(11.59)*	5.29 *(11.76)*
B. Regulatory trade barriers				4.54	4.09	3.56	4.06
(i) Non-tariff trade barriers				5.39	4.28	3.22	4.38
(ii) Compliance cost of importing and exporting				3.69	3.90	3.90	3.73
C. Black-market exchange rates				8.00	10.00	10.00	10.00
D. Controls of the movement of capital and people				2.42	1.65	1.52	1.58
(i) Foreign ownership/investment restrictions				5.50	4.73	4.34	4.53
(ii) Capital controls				1.54	0.00	0.00	0.00
(iii) Freedom of foreigners to visit				0.23	0.23	0.23	0.23
Area 5. Regulation				**6.10**	**6.40**	**6.30**	**5.75**
A. Credit Market regulations				5.76	5.11	5.43	3.81
(i) Ownership of banks				2.00	2.00	2.00	2.00
(ii) Private sector credit				6.29	8.34	9.29	9.43
(iii) Interest rate controls/negative real interest rates				9.00	5.00	5.00	0.00
B. Labor Market regulations				7.16	7.58	7.45	7.36
(i) Hiring regulations and minimum wage				6.70	6.67	6.67	6.67
(ii) Hiring and firing regulations				4.56	4.81	4.73	4.33
(iii) Centralized collective bargaining				7.43	6.97	6.27	6.14
(iv) Hours regulations				8.00	10.00	10.00	10.00
(v) Mandated cost of worker dismissal				6.29	7.04	7.04	7.04
(vi) Conscription				10.00	10.00	10.00	10.00
C. Business regulations				5.37	6.52	6.03	6.07
(i) Administrative requirements				3.33	4.29	4.06	3.96
(ii) Bureaucracy costs				3.66	6.11	6.11	6.11
(iii) Starting a business				5.67	8.48	7.28	7.86
(iv) Extra payments/bribes/favoritism				5.18	4.28	3.80	3.47
(v) Licensing restrictions				6.60	8.16	8.33	8.46
(vi) Cost of tax compliance				7.78	7.78	6.57	6.57

Fiji

	1980	1990	2000	2005	2010	2011	2012
Chain-Linked	Rating (Rank)	Rating (Rank)	Rating (Rank)	Rating (Rank)	Rating (Rank)	Rating (Rank)	Rating (Rank)
Summary Rating (Rank) ➤	**5.58** (40)	**5.73** (50)	**6.24** (76)	**6.60** (74)	**6.45** (88)	**6.46** (86)	**6.38** (93)
Area 1. Size of Government	4.75 (61)	4.69 (85)	6.56 (50)	8.02 (22)	7.51 (30)	7.88 (21)	7.31 (37)
Area 2. Legal System and Property Rights			5.99 (60)	6.05 (58)	5.50 (72)	5.49 (73)	5.60 (67)
Area 3. Sound Money	6.02 (66)	6.53 (63)	6.90 (84)	6.56 (101)	6.67 (101)	6.47 (109)	6.42 (112)
Area 4. Freedom to Trade Internationally	5.93 (34)	5.73 (49)	5.56 (98)	5.39 (109)	5.41 (109)	5.34 (111)	5.43 (107)
Area 5. Regulation	5.65 (45)	6.00 (45)	6.21 (67)	6.91 (54)	6.97 (47)	6.96 (55)	6.95 (58)
Unadjusted							
Summary Rating (Rank) ➤	**5.57** (44)	**5.72** (51)	**6.24** (80)	**7.29** (49)	**7.12** (66)	**7.13** (64)	**7.05** (69)
	Rating *(Data)*	Rating *(Data)*	Rating *(Data)*	Rating *(Data)*	Rating *(Data)*	Rating *(Data)*	Rating *(Data)*
Area 1. Size of Government	**4.75**	**4.69**	**6.56**	**8.02**	**7.51**	**7.88**	**7.31**
A. Government consumption	5.56 *(21.09)*	5.90 *(19.93)*	5.88 *(20.00)*	6.47 *(17.99)*	6.34 *(18.45)*	7.83 *(13.37)*	7.55 *(14.33)*
B. Transfers and subsidies	9.46 *(2.50)*	9.86 *(1.00)*	9.35 *(2.90)*	8.59 *(5.68)*	8.69 *(5.32)*	8.69 *(5.32)*	8.69 *(5.32)*
C. Government enterprises and investment	2.00 *(46.20)*	0.00 *(55.40)*	4.00 *(33.30)*	10.00 *(14.82)*	8.00 *(18.02)*	8.00 *(18.02)*	8.00 *(18.02)*
D. Top marginal tax rate	2.00	3.00	7.00	7.00	7.00	7.00	5.00
(i) Top marginal income tax rate	2.00 *(53)*	3.00 *(50)*	7.00 *(34)*	7.00 *(31)*	7.00 *(31)*	7.00 *(31)*	5.00 *(49)*
(ii) Top marginal income and payroll tax rate		3.00 *(50)*	7.00 *(34)*	7.00 *(31)*	7.00 *(31)*	7.00 *(31)*	5.00 *(49)*
Area 2. Legal System and Property Rights			**5.99**	**6.34**	**5.77**	**5.76**	**5.87**
A. Judicial independence							
B. Impartial courts			4.63	5.10	4.00	4.00	4.14
C. Protection of property rights							
D. Military interference in rule of law and politics			7.34	7.10	5.90	5.90	6.20
E. Integrity of the legal system							
F. Legal enforcement of contracts				5.11	5.11	5.11	5.11
G. Regulatory restrictions on sale of real property				8.06	8.06	8.04	8.04
H. Reliability of police							
I. Business costs of crime							
Area 3. Sound Money	**6.02**	**6.53**	**6.90**	**6.56**	**6.67**	**6.47**	**6.42**
A. Money growth	9.82 *(-0.89)*	8.40 *(8.00)*	9.41 *(2.93)*	7.62 *(11.91)*	9.15 *(4.25)*	9.16 *(4.19)*	8.05 *(9.74)*
B. Standard deviation of inflation	7.72 *(5.71)*	9.16 *(2.10)*	8.42 *(3.95)*	9.11 *(2.22)*	8.63 *(3.44)*	8.43 *(3.91)*	8.32 *(4.20)*
C. Inflation: most recent year	6.54 *(17.31)*	8.58 *(7.10)*	9.78 *(1.09)*	9.53 *(2.37)*	8.89 *(5.54)*	8.27 *(8.67)*	9.32 *(3.42)*
D. Freedom to own foreign currency bank accounts	0.00	0.00	0.00	0.00	0.00	0.00	0.00
Area 4. Freedom to Trade Internationally	**5.84**	**5.64**	**5.56**	**6.62**	**6.65**	**6.55**	**6.66**
A. Tariffs	6.13	5.73	7.27	5.23	5.12	4.73	4.78
(i) Revenue from trade taxes (% of trade sector)	6.13 *(5.80)*	5.73 *(6.40)*	7.03 *(4.46)*	7.73 *(3.40)*	7.73 *(3.40)*	7.73 *(3.40)*	7.73 *(3.40)*
(ii) Mean tariff rate			7.52 *(12.40)*	7.96 *(10.20)*	7.62 *(11.90)*	6.46 *(17.70)*	6.62 *(16.90)*
(iii) Standard deviation of tariff rates				0.00 *(43.04)*	0.00 *(35.11)*	0.00 *(77.35)*	0.00 *(73.35)*
B. Regulatory trade barriers				6.65	6.88	6.88	7.28
(i) Non-tariff trade barriers							
(ii) Compliance cost of importing and exporting				6.65	6.88	6.88	7.28
C. Black-market exchange rates	6.40	9.20	9.40	10.00	10.00	10.00	10.00
D. Controls of the movement of capital and people	5.00	2.00	0.00	4.59	4.59	4.59	4.59
(i) Foreign ownership/investment restrictions							
(ii) Capital controls	5.00	2.00	0.00	0.00	0.00	0.00	0.00
(iii) Freedom of foreigners to visit				9.18	9.18	9.18	9.18
Area 5. Regulation	**5.65**	**6.00**	**6.21**	**8.92**	**8.99**	**8.97**	**8.97**
A. Credit Market regulations	5.09	6.00	6.56	8.92	9.67	9.75	9.79
(i) Ownership of banks	2.00	2.00	2.00	10.00	10.00	10.00	10.00
(ii) Private sector credit	7.27	10.00	7.67	6.77	10.00	9.25	9.37
(iii) Interest rate controls/negative real interest rates	6.00	6.00	10.00	10.00	9.00	10.00	10.00
B. Labor Market regulations				9.40	9.01	9.01	9.01
(i) Hiring regulations and minimum wage				7.80	7.77	7.77	7.77
(ii) Hiring and firing regulations							
(iii) Centralized collective bargaining							
(iv) Hours regulations				10.00	10.00	10.00	10.00
(v) Mandated cost of worker dismissal				9.81	8.27	8.27	8.27
(vi) Conscription	10.00	10.00	10.00	10.00	10.00	10.00	10.00
C. Business regulations				8.42	8.30	8.16	8.11
(i) Administrative requirements							
(ii) Bureaucracy costs							
(iii) Starting a business				8.26	8.30	7.89	7.87
(iv) Extra payments/bribes/favoritism							
(v) Licensing restrictions				8.58	8.42	8.43	8.52
(vi) Cost of tax compliance				8.43	8.17	8.17	7.93

Finland

	1980	1990	2000	2005	2010	2011	2012
Chain-Linked	Rating (Rank)	Rating (Rank)	Rating (Rank)	Rating (Rank)	Rating (Rank)	Rating (Rank)	Rating (Rank)
Summary Rating (Rank) ➤	**6.65** (15)	**7.24** (17)	**7.73** (17)	**7.97** (11)	**7.83** (11)	**7.92** (9)	**7.85** (11)
Area 1. Size of Government	4.53 (69)	4.15 (93)	3.00 (119)	4.97 (101)	4.98 (102)	5.02 (102)	4.94 (107)
Area 2. Legal System and Property Rights	6.83 (20)	8.35 (1)	9.49 (4)	9.32 (3)	9.09 (4)	9.15 (2)	9.15 (2)
Area 3. Sound Money	7.78 (22)	9.27 (17)	9.55 (15)	9.58 (14)	9.62 (15)	9.48 (25)	9.44 (28)
Area 4. Freedom to Trade Internationally	6.71 (23)	6.88 (34)	9.25 (10)	8.32 (15)	8.10 (24)	8.42 (12)	8.32 (13)
Area 5. Regulation	7.53 (5)	7.66 (8)	7.35 (21)	7.65 (18)	7.34 (28)	7.48 (27)	7.41 (34)
Unadjusted							
Summary Rating (Rank) ➤	**6.50** (17)	**6.99** (21)	**7.73** (16)	**7.96** (11)	**7.82** (10)	**7.91** (10)	**7.84** (10)
	Rating *(Data)*	Rating *(Data)*	Rating *(Data)*	Rating *(Data)*	Rating *(Data)*	Rating *(Data)*	Rating *(Data)*
Area 1. Size of Government	**4.67**	**4.15**	**3.00**	**4.97**	**4.98**	**5.02**	**4.94**
A. Government consumption	4.43 *(24.93)*	3.33 *(28.69)*	3.08 *(29.54)*	2.94 *(30.00)*	2.71 *(30.77)*	2.82 *(30.40)*	2.71 *(30.80)*
B. Transfers and subsidies	6.24 *(14.30)*	5.78 *(16.00)*	4.93 *(19.11)*	4.44 *(20.92)*	3.72 *(23.54)*	3.76 *(23.39)*	3.54 *(24.22)*
C. Government enterprises and investment	7.00 *(23.30)*	6.00 *(29.30)*	2.00 *(42.20)*	10.00 *(12.53)*	10.00 *(13.17)*	10.00 *(12.52)*	10.00 *(13.27)*
D. Top marginal tax rate	1.00	1.50	2.00	2.50	3.50	3.50	3.50
(i) Top marginal income tax rate	1.00 *(65-71)*	2.00 *(57-63)*	3.00 *(51-57)*	3.00 *(50-56)*	4.00 *(46-51)*	4.00 *(46-52)*	4.00 *(46-52)*
(ii) Top marginal income and payroll tax rate		1.00 *(61-69)*	1.00 *(53.5-60.5)*	2.00 *(54-60)*	3.00 *(52-57)*	3.00 *(51-56)*	3.00 *(51-57)*
Area 2. Legal System and Property Rights	**6.83**	**8.35**	**9.49**	**9.07**	**8.85**	**8.91**	**8.90**
A. Judicial independence			9.69	8.59	9.02	9.16	9.32
B. Impartial courts			8.85	8.57	7.92	8.21	8.28
C. Protection of property rights			8.92	9.03	9.08	9.09	8.96
D. Military interference in rule of law and politics			10.00	10.00	10.00	10.00	10.00
E. Integrity of the legal system			10.00	10.00	10.00	10.00	10.00
F. Legal enforcement of contracts				8.06	6.83	6.83	6.83
G. Regulatory restrictions on sale of real property				8.42	8.42	8.42	8.42
H. Reliability of police				9.38	9.51	9.41	9.49
I. Business costs of crime				9.54	8.87	9.06	8.80
Area 3. Sound Money	**7.78**	**9.27**	**9.55**	**9.58**	**9.62**	**9.48**	**9.44**
A. Money growth	8.82 *(5.92)*	8.62 *(6.91)*	9.48 *(2.58)*	9.01 *(4.96)*	9.11 *(4.45)*	9.06 *(4.69)*	8.80 *(5.98)*
B. Standard deviation of inflation	9.27 *(1.82)*	9.63 *(0.92)*	9.38 *(1.54)*	9.48 *(1.31)*	9.60 *(1.00)*	9.53 *(1.19)*	9.50 *(1.25)*
C. Inflation: most recent year	8.05 *(9.75)*	8.84 *(5.82)*	9.33 *(3.37)*	9.83 *(0.86)*	9.76 *(1.22)*	9.32 *(3.42)*	9.44 *(2.81)*
D. Freedom to own foreign currency bank accounts	5.00	10.00	10.00	10.00	10.00	10.00	10.00
Area 4. Freedom to Trade Internationally	**6.83**	**6.67**	**9.25**	**8.37**	**8.14**	**8.46**	**8.36**
A. Tariffs	8.69	8.01	9.18	8.39	8.34	8.27	8.21
(i) Revenue from trade taxes (% of trade sector)	9.47 *(0.80)*	9.60 *(0.60)*	9.78 *(0.33)*	9.59 *(0.62)*	9.63 *(0.55)*	9.66 *(0.51)*	9.63 *(0.55)*
(ii) Mean tariff rate	7.92 *(10.40)*	8.46 *(7.70)*	9.52 *(2.40)*	9.46 *(2.70)*	8.98 *(5.10)*	8.94 *(5.30)*	8.90 *(5.50)*
(iii) Standard deviation of tariff rates		5.96 *(10.10)*	8.24 *(4.40)*	6.13 *(9.67)*	6.41 *(8.98)*	6.23 *(9.43)*	6.11 *(9.74)*
B. Regulatory trade barriers			9.76	8.86	8.73	8.50	8.18
(i) Non-tariff trade barriers			9.69	8.72	8.47	7.93	7.39
(ii) Compliance cost of importing and exporting			9.83	8.99	8.99	9.06	8.97
C. Black-market exchange rates	9.80	10.00	10.00	10.00	10.00	10.00	10.00
D. Controls of the movement of capital and people	2.00	2.00	8.08	6.22	5.50	7.08	7.06
(i) Foreign ownership/investment restrictions			10.00	8.23	6.83	6.98	6.92
(ii) Capital controls	2.00	2.00	6.15	3.85	3.08	7.69	7.69
(iii) Freedom of foreigners to visit				6.58	6.58	6.58	6.58
Area 5. Regulation	**6.38**	**6.52**	**7.35**	**7.83**	**7.52**	**7.66**	**7.59**
A. Credit Market regulations	8.63	9.32	10.00	10.00	9.57	9.92	9.80
(i) Ownership of banks	8.00	8.00	10.00	10.00	10.00	10.00	10.00
(ii) Private sector credit	9.89	9.97	10.00	10.00	8.70	9.75	9.40
(iii) Interest rate controls/negative real interest rates	8.00	10.00	10.00	10.00	10.00	10.00	10.00
B. Labor Market regulations	4.14	3.71	3.33	4.84	5.63	5.57	5.38
(i) Hiring regulations and minimum wage			4.72	5.60	3.90	3.90	3.90
(ii) Hiring and firing regulations		3.86	3.23	3.79	4.99	4.79	4.49
(iii) Centralized collective bargaining	4.49	4.49	2.87	3.07	3.88	3.70	2.92
(iv) Hours regulations	4.93	3.52	2.84	6.00	8.00	8.00	8.00
(v) Mandated cost of worker dismissal				7.59	10.00	10.00	10.00
(vi) Conscription	3.00	3.00	3.00	3.00	3.00	3.00	3.00
C. Business regulations			8.71	8.66	7.36	7.51	7.57
(i) Administrative requirements			7.97	6.42	5.62	6.31	6.59
(ii) Bureaucracy costs			8.48	9.94	1.52	1.52	1.52
(iii) Starting a business			8.80	9.45	9.52	9.52	9.52
(iv) Extra payments/bribes/favoritism			9.59	9.41	8.82	8.99	9.08
(v) Licensing restrictions				9.76	9.72	9.76	9.76
(vi) Cost of tax compliance				6.98	8.96	8.96	8.96

France

	1980	1990	2000	2005	2010	2011	2012
Chain-Linked	Rating (Rank)	Rating (Rank)	Rating (Rank)	Rating (Rank)	Rating (Rank)	Rating (Rank)	Rating (Rank)
Summary Rating (Rank) ➤	**6.09** (25)	**7.07** (22)	**7.31** (37)	**7.37** (40)	**7.42** (37)	**7.33** (44)	**7.27** (51)
Area 1. Size of Government	3.94 (83)	3.53 (101)	2.56 (123)	4.11 (115)	4.66 (110)	4.44 (113)	4.22 (114)
Area 2. Legal System and Property Rights	6.83 (22)	7.73 (20)	8.09 (22)	7.70 (27)	7.96 (24)	7.78 (25)	7.67 (24)
Area 3. Sound Money	6.40 (44)	9.69 (5)	9.59 (11)	9.58 (13)	9.67 (8)	9.63 (9)	9.66 (10)
Area 4. Freedom to Trade Internationally	7.00 (22)	8.30 (15)	8.99 (17)	8.24 (18)	8.10 (23)	8.01 (26)	7.96 (27)
Area 5. Regulation	6.13 (32)	6.08 (43)	7.30 (26)	7.19 (42)	6.71 (71)	6.80 (71)	6.83 (74)
Unadjusted							
Summary Rating (Rank) ➤	**6.13** (27)	**7.04** (20)	**7.31** (35)	**7.31** (47)	**7.36** (38)	**7.27** (48)	**7.21** (58)
	Rating *(Data)*	Rating *(Data)*	Rating *(Data)*	Rating *(Data)*	Rating *(Data)*	Rating *(Data)*	Rating *(Data)*
Area 1. Size of Government	**4.22**	**3.53**	**2.56**	**4.11**	**4.66**	**4.44**	**4.22**
A. Government consumption	4.84 *(23.55)*	4.85 *(23.52)*	1.86 *(33.69)*	3.13 *(29.36)*	2.96 *(29.92)*	3.00 *(29.80)*	2.94 *(30.00)*
B. Transfers and subsidies	3.02 *(26.10)*	3.27 *(25.20)*	3.40 *(24.71)*	3.33 *(24.98)*	2.67 *(27.41)*	2.75 *(27.10)*	1.94 *(30.08)*
C. Government enterprises and investment	6.00 *(27.40)*	4.00 *(35.00)*	4.00 *(30.00)*	8.00 *(16.54)*	8.00 *(16.03)*	8.00 *(15.29)*	8.00 *(15.86)*
D. Top marginal tax rate	3.00	2.00	1.00	2.00	5.00	4.00	4.00
(i) Top marginal income tax rate	3.00 *(60)*	3.00 *(53)*	2.00 *(54)*	3.00 *(52)*	6.00 *(43)*	5.00 *(46)*	5.00 *(46)*
(ii) Top marginal income and payroll tax rate		1.00 *(61)*	0.00 *(62-65)*	1.00 *(62-64)*	4.00 *(54-56)*	3.00 *(57-58)*	3.00 *(57-58)*
Area 2. Legal System and Property Rights	**6.83**	**7.73**	**8.09**	**7.19**	**7.43**	**7.26**	**7.16**
A. Judicial independence			6.35	6.77	6.50	6.51	6.76
B. Impartial courts			8.02	6.78	6.38	5.79	5.32
C. Protection of property rights			9.40	8.47	8.25	7.88	7.78
D. Military interference in rule of law and politics			8.33	8.82	9.17	9.17	9.17
E. Integrity of the legal system			8.33	8.33	8.33	8.33	8.33
F. Legal enforcement of contracts				6.91	6.91	6.47	6.43
G. Regulatory restrictions on sale of real property				4.34	6.88	6.88	7.07
H. Reliability of police				7.69	7.33	7.16	7.09
I. Business costs of crime				6.59	7.15	7.15	6.53
Area 3. Sound Money	**6.40**	**9.69**	**9.59**	**9.58**	**9.67**	**9.63**	**9.66**
A. Money growth	8.19 *(9.06)*	9.72 *(1.38)*	8.84 *(5.82)*	8.79 *(6.03)*	9.35 *(3.23)*	9.29 *(3.55)*	9.33 *(3.37)*
B. Standard deviation of inflation	9.69 *(0.77)*	9.64 *(0.89)*	9.85 *(0.38)*	9.88 *(0.30)*	9.61 *(0.96)*	9.63 *(0.92)*	9.70 *(0.76)*
C. Inflation: most recent year	7.72 *(11.38)*	9.38 *(3.09)*	9.66 *(1.69)*	9.64 *(1.81)*	9.69 *(1.53)*	9.58 *(2.12)*	9.61 *(1.96)*
D. Freedom to own foreign currency bank accounts	0.00	10.00	10.00	10.00	10.00	10.00	10.00
Area 4. Freedom to Trade Internationally	**6.78**	**7.82**	**8.99**	**8.23**	**8.10**	**8.00**	**7.96**
A. Tariffs	8.95	8.46	9.18	8.39	8.34	8.27	8.21
(i) Revenue from trade taxes (% of trade sector)	9.67 *(0.50)*	9.73 *(0.40)*	9.78 *(0.33)*	9.59 *(0.62)*	9.63 *(0.55)*	9.66 *(0.51)*	9.63 *(0.55)*
(ii) Mean tariff rate	8.24 *(8.80)*	8.52 *(7.40)*	9.52 *(2.40)*	9.46 *(2.70)*	8.98 *(5.10)*	8.94 *(5.30)*	8.90 *(5.50)*
(iii) Standard deviation of tariff rates		7.12 *(7.20)*	8.24 *(4.40)*	6.13 *(9.67)*	6.41 *(8.98)*	6.23 *(9.43)*	6.11 *(9.74)*
B. Regulatory trade barriers			8.79	7.95	7.68	7.48	7.41
(i) Non-tariff trade barriers			8.42	7.40	6.64	6.24	6.19
(ii) Compliance cost of importing and exporting			9.17	8.49	8.72	8.72	8.64
C. Black-market exchange rates	9.40	10.00	10.00	10.00	10.00	10.00	10.00
D. Controls of the movement of capital and people	2.00	5.00	8.01	6.59	6.38	6.26	6.20
(i) Foreign ownership/investment restrictions			9.09	7.05	7.18	6.82	6.64
(ii) Capital controls	2.00	5.00	6.92	6.15	5.38	5.38	5.38
(iii) Freedom of foreigners to visit				6.58	6.58	6.58	6.58
Area 5. Regulation	**6.42**	**6.42**	**7.30**	**7.44**	**6.95**	**7.04**	**7.07**
A. Credit Market regulations	8.91	9.01	9.74	9.51	8.60	8.97	9.11
(i) Ownership of banks	10.00	10.00	10.00	10.00	10.00	10.00	10.00
(ii) Private sector credit	8.73	9.03	9.23	8.53	5.80	6.91	7.33
(iii) Interest rate controls/negative real interest rates	8.00	8.00	10.00	10.00	10.00	10.00	10.00
B. Labor Market regulations	3.93	3.83	4.98	5.51	5.94	5.89	5.87
(i) Hiring regulations and minimum wage			4.55	3.30	3.33	3.33	3.33
(ii) Hiring and firing regulations		4.16	1.67	2.35	2.76	2.58	2.58
(iii) Centralized collective bargaining	4.49	4.49	5.53	6.41	7.03	6.90	6.79
(iv) Hours regulations	4.31	3.69	3.17	4.00	4.00	4.00	4.00
(v) Mandated cost of worker dismissal				7.03	8.50	8.50	8.50
(vi) Conscription	3.00	3.00	10.00	10.00	10.00	10.00	10.00
C. Business regulations			7.17	7.31	6.31	6.26	6.24
(i) Administrative requirements			7.73	2.75	2.74	2.82	2.89
(ii) Bureaucracy costs			8.08	5.87	1.78	1.78	1.78
(iii) Starting a business			5.15	9.76	9.77	9.77	9.78
(iv) Extra payments/bribes/favoritism			7.71	8.29	7.16	6.90	6.96
(v) Licensing restrictions				8.64	7.89	7.80	7.48
(vi) Cost of tax compliance				8.52	8.52	8.52	8.52

Gabon

	1980	1990	2000	2005	2010	2011	2012
Chain-Linked	Rating (Rank)	Rating (Rank)	Rating (Rank)	Rating (Rank)	Rating (Rank)	Rating (Rank)	Rating (Rank)
Summary Rating (Rank) ➤	**4.50** (73)	**5.47** (60)	**5.81** (97)	**5.61** (110)	**5.64** (116)	**5.54** (115)	**5.58** (112)
Area 1. Size of Government	5.47 (37)	6.08 (43)	7.61 (19)	6.01 (86)	5.97 (75)	5.97 (77)	5.97 (74)
Area 2. Legal System and Property Rights	3.94 (56)	4.96 (59)	4.37 (95)	4.34 (91)	4.34 (94)	4.12 (99)	3.77 (103)
Area 3. Sound Money	4.09 (99)	5.43 (88)	5.81 (109)	5.85 (113)	5.65 (119)	5.42 (119)	5.48 (119)
Area 4. Freedom to Trade Internationally			5.33 (103)	5.39 (108)	5.58 (106)	5.59 (105)	5.66 (101)
Area 5. Regulation	5.12 (67)	5.78 (53)	5.94 (85)	6.46 (80)	6.66 (77)	6.59 (83)	7.01 (55)
Unadjusted							
Summary Rating (Rank) ➤	**4.48** (75)	**5.52** (59)	**5.81** (98)	**5.82** (123)	**5.85** (135)	**5.74** (139)	**5.78** (136)
	Rating *(Data)*	Rating *(Data)*	Rating *(Data)*	Rating *(Data)*	Rating *(Data)*	Rating *(Data)*	Rating *(Data)*
Area 1. Size of Government	**4.94**	**6.08**	**7.61**	**5.77**	**5.73**	**5.73**	**5.73**
A. Government consumption	1.88 *(33.60)*	5.52 *(21.23)*	7.65 *(14.00)*	4.28 *(25.45)*	5.62 *(20.88)*	5.62 *(20.90)*	5.62 *(20.90)*
B. Transfers and subsidies		9.81 *(1.20)*	9.81 *(1.20)*	9.81 *(1.20)*	9.81 *(1.20)*	9.81 *(1.20)*	9.81 *(1.20)*
C. Government enterprises and investment	8.00 *(19.90)*	8.00 *(18.00)*	10.00 *(13.30)*	8.00 *(19.90)*	4.00 *(34.62)*	4.00 *(39.45)*	4.00 *(39.45)*
D. Top marginal tax rate		1.00	3.00	1.00	3.50	3.50	3.50
(i) Top marginal income tax rate		1.00 *(60)*	3.00 *(50)*	1.00 *(56)*	5.00 *(40)*	5.00 *(40)*	5.00 *(40)*
(ii) Top marginal income and payroll tax rate				1.00 *(56)*	2.00 *(52-57)*	2.00 *(52)*	2.00 *(52)*
Area 2. Legal System and Property Rights	**3.94**	**4.96**	**4.37**	**4.35**	**4.35**	**4.60**	**4.21**
A. Judicial independence						2.75	2.75
B. Impartial courts			4.78	4.70	4.70	4.81	3.96
C. Protection of property rights						6.45	5.22
D. Military interference in rule of law and politics			3.33	3.33	3.33	3.33	3.33
E. Integrity of the legal system			5.00	5.00	5.00	5.00	5.00
F. Legal enforcement of contracts				2.92	2.92	2.92	2.92
G. Regulatory restrictions on sale of real property				5.81	5.81	4.58	4.60
H. Reliability of police						4.43	4.12
I. Business costs of crime						7.13	6.02
Area 3. Sound Money	**4.09**	**5.43**	**5.81**	**5.85**	**5.65**	**5.42**	**5.48**
A. Money growth	8.28 *(-8.59)*	9.61 *(1.96)*	9.75 *(1.27)*	6.92 *(15.39)*	8.81 *(5.93)*	8.09 *(9.55)*	8.72 *(6.40)*
B. Standard deviation of inflation	5.43 *(11.42)*	5.17 *(12.08)*	3.60 *(16.00)*	6.47 *(8.83)*	4.09 *(14.78)*	3.84 *(15.39)*	3.73 *(15.68)*
C. Inflation: most recent year	2.64 *(36.78)*	6.93 *(15.36)*	9.90 *(0.50)*	10.00 *(-0.01)*	9.71 *(1.46)*	9.75 *(1.27)*	9.47 *(2.66)*
D. Freedom to own foreign currency bank accounts	0.00	0.00	0.00	0.00	0.00	0.00	0.00
Area 4. Freedom to Trade Internationally	**4.28**	**5.33**	**5.33**	**5.84**	**6.05**	**6.14**	**6.23**
A. Tariffs	3.24	6.80	6.00	6.17	6.30	6.33	6.33
(i) Revenue from trade taxes (% of trade sector)	5.13 *(7.30)*	6.80 *(4.80)*					
(ii) Mean tariff rate	1.34 *(43.30)*		5.92 *(20.40)*	6.02 *(19.90)*	6.44 *(17.80)*	6.44 *(17.80)*	6.44 *(17.80)*
(iii) Standard deviation of tariff rates			6.08 *(9.80)*	6.33 *(9.18)*	6.16 *(9.61)*	6.23 *(9.43)*	6.23 *(9.43)*
B. Regulatory trade barriers				7.20	7.11	5.47	5.88
(i) Non-tariff trade barriers						3.82	4.66
(ii) Compliance cost of importing and exporting				7.20	7.11	7.11	7.11
C. Black-market exchange rates	9.60	9.20	10.00	10.00	10.00	10.00	10.00
D. Controls of the movement of capital and people	0.00	0.00	0.00	0.00	0.77	2.77	2.70
(i) Foreign ownership/investment restrictions						6.79	6.55
(ii) Capital controls	0.00	0.00	0.00	0.00	1.54	1.54	1.54
(iii) Freedom of foreigners to visit				0.00	0.00	0.00	0.00
Area 5. Regulation	**5.16**	**5.78**	**5.94**	**7.27**	**7.49**	**6.80**	**7.23**
A. Credit Market regulations	3.00	5.43	5.85	7.35	7.10	7.13	8.33
(i) Ownership of banks	0.00	2.00	5.00	5.00	5.00	5.00	5.00
(ii) Private sector credit		6.30	7.56	8.06	7.29	7.39	10.00
(iii) Interest rate controls/negative real interest rates	6.00	8.00	5.00	9.00	9.00	9.00	10.00
B. Labor Market regulations				7.08	8.71	7.45	7.39
(i) Hiring regulations and minimum wage				8.30	8.33	8.33	8.33
(ii) Hiring and firing regulations						3.74	3.79
(iii) Centralized collective bargaining						6.12	5.73
(iv) Hours regulations				4.00	8.00	8.00	8.00
(v) Mandated cost of worker dismissal				6.01	8.50	8.50	8.50
(vi) Conscription	10.00	10.00	10.00	10.00	10.00	10.00	10.00
C. Business regulations				7.39	6.67	5.82	5.95
(i) Administrative requirements						5.36	4.51
(ii) Bureaucracy costs							
(iii) Starting a business				7.77	7.87	7.92	8.20
(iv) Extra payments/bribes/favoritism						4.49	4.62
(v) Licensing restrictions				7.44	7.60	6.81	7.89
(vi) Cost of tax compliance				6.95	4.53	4.53	4.53

Gambia, The

	1980	1990	2000	2005	2010	2011	2012
Chain-Linked	Rating (Rank)	Rating (Rank)	Rating (Rank)	Rating (Rank)	Rating (Rank)	Rating (Rank)	Rating (Rank)
Summary Rating (Rank) ➤							
Area 1. Size of Government							
Area 2. Legal System and Property Rights							
Area 3. Sound Money							
Area 4. Freedom to Trade Internationally							
Area 5. Regulation							
Unadjusted							
Summary Rating (Rank) ➤					**7.14** (63)	**7.18** (62)	**6.99** (76)
	Rating *(Data)*	Rating *(Data)*	Rating *(Data)*	Rating *(Data)*	Rating *(Data)*	Rating *(Data)*	Rating *(Data)*
Area 1. Size of Government					**6.82**	**6.87**	**6.37**
A. Government consumption					8.88 *(9.80)*	8.91 *(9.70)*	8.91 *(9.70)*
B. Transfers and subsidies					9.58 *(2.04)*	9.58 *(2.04)*	9.58 *(2.04)*
C. Government enterprises and investment				4.00 *(36.97)*	2.00 *(42.14)*	2.00 *(45.09)*	0.00 *(53.72)*
D. Top marginal tax rate						7.00	7.00
(i) Top marginal income tax rate						7.00 *(35)*	7.00 *(35)*
(ii) Top marginal income and payroll tax rate							7.00 *(35)*
Area 2. Legal System and Property Rights					**5.80**	**5.83**	**5.53**
A. Judicial independence					5.75	5.54	4.95
B. Impartial courts					5.98	6.15	5.31
C. Protection of property rights					6.82	6.44	5.60
D. Military interference in rule of law and politics					3.33	3.33	3.33
E. Integrity of the legal system					5.83	5.83	5.83
F. Legal enforcement of contracts					4.89	5.09	5.09
G. Regulatory restrictions on sale of real property					6.22	6.25	6.22
H. Reliability of police					6.44	6.58	6.07
I. Business costs of crime					6.93	7.22	7.34
Area 3. Sound Money					**7.92**	**8.11**	**8.21**
A. Money growth					8.91 *(-5.44)*	9.69 *(-1.53)*	9.85 *(-0.74)*
B. Standard deviation of inflation					8.79 *(3.04)*	8.72 *(3.19)*	8.84 *(2.91)*
C. Inflation: most recent year					8.99 *(5.05)*	9.04 *(4.80)*	9.15 *(4.25)*
D. Freedom to own foreign currency bank accounts					5.00	5.00	5.00
Area 4. Freedom to Trade Internationally					**7.52**	**7.54**	**7.52**
A. Tariffs				7.99	6.47	6.48	6.48
(i) Revenue from trade taxes (% of trade sector)				7.99 *(3.02)*	5.24 *(7.14)*	5.24 *(7.14)*	5.24 *(7.14)*
(ii) Mean tariff rate					7.20 *(14.00)*	7.18 *(14.10)*	7.18 *(14.10)*
(iii) Standard deviation of tariff rates					6.98 *(7.56)*	7.01 *(7.47)*	7.01 *(7.47)*
B. Regulatory trade barriers					6.52	6.48	6.45
(i) Non-tariff trade barriers					6.12	6.03	5.97
(ii) Compliance cost of importing and exporting					6.92	6.92	6.92
C. Black-market exchange rates					10.00	10.00	10.00
D. Controls of the movement of capital and people					7.07	7.21	7.15
(i) Foreign ownership/investment restrictions					6.61	7.02	6.83
(ii) Capital controls					7.69	7.69	7.69
(iii) Freedom of foreigners to visit					6.92	6.92	6.92
Area 5. Regulation					**7.63**	**7.56**	**7.30**
A. Credit Market regulations					8.65	8.32	7.64
(i) Ownership of banks					10.00	10.00	10.00
(ii) Private sector credit					6.95	6.95	2.92
(iii) Interest rate controls/negative real interest rates					9.00	8.00	10.00
B. Labor Market regulations					8.10	8.11	8.19
(i) Hiring regulations and minimum wage					10.00	10.00	10.00
(ii) Hiring and firing regulations					5.66	5.65	5.52
(iii) Centralized collective bargaining					6.92	7.03	7.64
(iv) Hours regulations					6.00	6.00	6.00
(v) Mandated cost of worker dismissal					10.00	10.00	10.00
(vi) Conscription					10.00	10.00	10.00
C. Business regulations					6.14	6.25	6.06
(i) Administrative requirements					5.62	5.70	5.28
(ii) Bureaucracy costs					4.52	4.52	4.52
(iii) Starting a business					6.97	7.47	7.30
(iv) Extra payments/bribes/favoritism					5.71	5.65	5.15
(v) Licensing restrictions					8.24	8.36	8.33
(vi) Cost of tax compliance					5.79	5.79	5.79

Georgia

	1980	1990	2000	2005	2010	2011	2012
Chain-Linked	Rating (Rank)	Rating (Rank)	Rating (Rank)	Rating (Rank)	Rating (Rank)	Rating (Rank)	Rating (Rank)
Summary Rating (Rank) ➤							
Area 1. Size of Government							
Area 2. Legal System and Property Rights							
Area 3. Sound Money							
Area 4. Freedom to Trade Internationally							
Area 5. Regulation							
Unadjusted							
Summary Rating (Rank) ➤				**7.42** (37)	**7.25** (53)	**7.61** (21)	**7.73** (16)
	Rating *(Data)*	Rating *(Data)*	Rating *(Data)*	Rating *(Data)*	Rating *(Data)*	Rating *(Data)*	Rating *(Data)*
Area 1. Size of Government			**4.70**	**7.38**	**6.09**	**6.76**	**7.11**
A. Government consumption			9.40 *(8.03)*	5.72 *(20.56)*	5.45 *(21.46)*	5.91 *(19.90)*	5.94 *(19.80)*
B. Transfers and subsidies				7.79 *(8.60)*	6.91 *(11.85)*	7.14 *(10.98)*	6.52 *(13.28)*
C. Government enterprises and investment			0.00	7.00 *(21.00)*	2.00 *(42.54)*	4.00 *(34.62)*	6.00 *(27.58)*
D. Top marginal tax rate				9.00	10.00	10.00	10.00
(i) Top marginal income tax rate				10.00 *(12)*	10.00 *(20)*	10.00 *(20)*	10.00 *(20)*
(ii) Top marginal income and payroll tax rate				8.00 *(27)*	10.00 *(20)*	10.00 *(20)*	10.00 *(20)*
Area 2. Legal System and Property Rights				**5.08**	**5.71**	**5.68**	**5.77**
A. Judicial independence				1.88	3.63	3.63	3.85
B. Impartial courts				2.38	3.78	3.69	3.71
C. Protection of property rights				4.23	3.71	3.45	4.01
D. Military interference in rule of law and politics				4.20	4.50	4.50	4.50
E. Integrity of the legal system							
F. Legal enforcement of contracts				6.50	6.50	6.50	6.50
G. Regulatory restrictions on sale of real property				9.67	9.93	9.93	9.96
H. Reliability of police				5.73	6.63	6.82	6.93
I. Business costs of crime				6.04	7.02	6.92	6.71
Area 3. Sound Money				**8.64**	**8.80**	**9.03**	**9.17**
A. Money growth			6.24 *(18.80)*	7.01 *(14.97)*	8.66 *(6.68)*	9.89 *(0.56)*	9.05 *(4.75)*
B. Standard deviation of inflation				9.19 *(2.02)*	7.97 *(5.07)*	7.95 *(5.14)*	7.82 *(5.45)*
C. Inflation: most recent year				8.35 *(8.23)*	8.58 *(7.10)*	8.29 *(8.54)*	9.81 *(-0.94)*
D. Freedom to own foreign currency bank accounts				10.00	10.00	10.00	10.00
Area 4. Freedom to Trade Internationally				**8.20**	**8.50**	**8.52**	**8.45**
A. Tariffs				8.51	9.16	9.11	9.23
(i) Revenue from trade taxes (% of trade sector)			9.23 *(1.16)*	9.17 *(1.25)*	9.74 *(0.39)*	9.72 *(0.42)*	9.76 *(0.36)*
(ii) Mean tariff rate				8.60 *(7.00)*	9.74 *(1.30)*	9.70 *(1.50)*	9.70 *(1.50)*
(iii) Standard deviation of tariff rates				7.76 *(5.60)*	7.99 *(5.03)*	7.91 *(5.24)*	8.22 *(4.46)*
B. Regulatory trade barriers				6.75	7.51	7.69	7.80
(i) Non-tariff trade barriers				5.22	6.50	6.59	6.81
(ii) Compliance cost of importing and exporting				8.28	8.51	8.79	8.79
C. Black-market exchange rates				10.00	10.00	10.00	10.00
D. Controls of the movement of capital and people				7.54	7.34	7.27	6.79
(i) Foreign ownership/investment restrictions				5.81	5.84	5.62	5.72
(ii) Capital controls				8.33	7.69	7.69	6.15
(iii) Freedom of foreigners to visit				8.49	8.49	8.49	8.49
Area 5. Regulation				**7.81**	**7.13**	**8.08**	**8.15**
A. Credit Market regulations				9.67	6.67	9.58	9.92
(i) Ownership of banks				10.00	10.00	10.00	10.00
(ii) Private sector credit			9.11	10.00	0.00	8.75	9.75
(iii) Interest rate controls/negative real interest rates			10.00	9.00	10.00	10.00	10.00
B. Labor Market regulations				7.62	7.41	7.03	6.96
(i) Hiring regulations and minimum wage				10.00	10.00	10.00	10.00
(ii) Hiring and firing regulations				6.78	6.74	6.68	6.32
(iii) Centralized collective bargaining				8.31	7.46	7.27	7.17
(iv) Hours regulations				8.00	10.00	8.00	8.00
(v) Mandated cost of worker dismissal				9.63	9.25	9.25	9.25
(vi) Conscription				3.00	1.00	1.00	1.00
C. Business regulations				6.13	7.32	7.63	7.57
(i) Administrative requirements				4.74	5.89	5.92	5.64
(ii) Bureaucracy costs				3.22	6.35	6.35	6.35
(iii) Starting a business				9.36	9.89	9.90	9.90
(iv) Extra payments/bribes/favoritism				5.00	6.44	7.07	6.95
(v) Licensing restrictions				8.79	9.68	9.68	9.69
(vi) Cost of tax compliance				5.66	5.66	6.86	6.86

Germany

	1980	1990	2000	2005	2010	2011	2012
Chain-Linked	Rating (Rank)	Rating (Rank)	Rating (Rank)	Rating (Rank)	Rating (Rank)	Rating (Rank)	Rating (Rank)
Summary Rating (Rank) ➤	**7.16** (9)	**7.65** (9)	**7.67** (19)	**7.77** (18)	**7.52** (27)	**7.62** (21)	**7.57** (23)
Area 1. Size of Government	4.34 (73)	5.15 (70)	3.96 (109)	5.74 (90)	5.46 (89)	5.49 (90)	5.38 (95)
Area 2. Legal System and Property Rights	7.70 (12)	8.35 (5)	9.14 (10)	9.14 (5)	8.28 (18)	8.30 (17)	8.25 (18)
Area 3. Sound Money	9.43 (3)	9.67 (8)	9.55 (16)	9.53 (20)	9.59 (18)	9.56 (16)	9.49 (23)
Area 4. Freedom to Trade Internationally	8.50 (11)	9.18 (6)	9.39 (7)	8.20 (20)	7.86 (35)	7.84 (33)	7.76 (36)
Area 5. Regulation	5.93 (38)	5.97 (46)	6.33 (60)	6.24 (88)	6.38 (89)	6.86 (64)	6.92 (63)
Unadjusted							
Summary Rating (Rank) ➤	**7.18** (11)	**7.64** (11)	**7.67** (18)	**7.75** (17)	**7.50** (26)	**7.60** (25)	**7.55** (28)
	Rating *(Data)*	Rating *(Data)*	Rating *(Data)*	Rating *(Data)*	Rating *(Data)*	Rating *(Data)*	Rating *(Data)*
Area 1. Size of Government	**4.34**	**5.15**	**3.96**	**5.74**	**5.46**	**5.49**	**5.38**
A. Government consumption	4.03 *(26.30)*	4.35 *(25.20)*	4.55 *(24.52)*	4.67 *(24.11)*	4.24 *(25.57)*	4.38 *(25.10)*	4.38 *(25.10)*
B. Transfers and subsidies	5.34 *(17.60)*	5.26 *(17.90)*	2.29 *(28.81)*	2.29 *(28.78)*	2.59 *(27.71)*	2.56 *(27.79)*	2.15 *(29.32)*
C. Government enterprises and investment	6.00 *(25.70)*	7.00 *(24.00)*	6.00 *(25.50)*	10.00 *(7.75)*	10.00 *(9.61)*	10.00 *(9.08)*	10.00 *(8.77)*
D. Top marginal tax rate	2.00	4.00	3.00	6.00	5.00	5.00	5.00
(i) Top marginal income tax rate	2.00 *(65)*	4.00 *(53)*	3.00 *(56)*	6.00 *(44)*	5.00 *(47)*	5.00 *(47)*	5.00 *(47)*
(ii) Top marginal income and payroll tax rate		4.00 *(53)*	3.00 *(56)*	6.00 *(44)*	5.00 *(47)*	5.00 *(47)*	5.00 *(47)*
Area 2. Legal System and Property Rights	**7.70**	**8.35**	**9.14**	**8.80**	**7.97**	**7.99**	**7.94**
A. Judicial independence			9.35	9.18	8.89	8.74	8.38
B. Impartial courts			9.19	8.95	6.61	6.62	6.79
C. Protection of property rights			8.84	9.61	7.88	8.05	8.07
D. Military interference in rule of law and politics			10.00	10.00	10.00	10.00	10.00
E. Integrity of the legal system			8.33	8.33	8.33	8.33	8.33
F. Legal enforcement of contracts				6.62	6.62	6.62	6.62
G. Regulatory restrictions on sale of real property				7.86	7.53	7.37	7.37
H. Reliability of police				9.22	8.15	8.19	8.28
I. Business costs of crime				9.38	7.72	7.99	7.60
Area 3. Sound Money	**9.43**	**9.67**	**9.55**	**9.53**	**9.59**	**9.56**	**9.49**
A. Money growth	9.18 *(4.10)*	9.68 *(1.60)*	8.77 *(6.13)*	8.64 *(6.81)*	8.86 *(5.69)*	8.87 *(5.65)*	8.52 *(7.40)*
B. Standard deviation of inflation	9.64 *(0.89)*	9.52 *(1.20)*	9.71 *(0.72)*	9.88 *(0.31)*	9.73 *(0.67)*	9.79 *(0.52)*	9.83 *(0.43)*
C. Inflation: most recent year	8.90 *(5.50)*	9.46 *(2.70)*	9.71 *(1.47)*	9.61 *(1.95)*	9.77 *(1.14)*	9.58 *(2.08)*	9.60 *(2.01)*
D. Freedom to own foreign currency bank accounts	10.00	10.00	10.00	10.00	10.00	10.00	10.00
Area 4. Freedom to Trade Internationally	**8.98**	**9.48**	**9.39**	**8.25**	**7.90**	**7.88**	**7.80**
A. Tariffs	8.95	8.44	9.18	8.39	8.34	8.27	8.21
(i) Revenue from trade taxes (% of trade sector)	9.67 *(0.50)*	9.67 *(0.50)*	9.78 *(0.33)*	9.59 *(0.62)*	9.63 *(0.55)*	9.66 *(0.51)*	9.63 *(0.55)*
(ii) Mean tariff rate	8.24 *(8.80)*	8.52 *(7.40)*	9.52 *(2.40)*	9.46 *(2.70)*	8.98 *(5.10)*	8.94 *(5.30)*	8.90 *(5.50)*
(iii) Standard deviation of tariff rates		7.12 *(7.20)*	8.24 *(4.40)*	6.13 *(9.67)*	6.41 *(8.98)*	6.23 *(9.43)*	6.11 *(9.74)*
B. Regulatory trade barriers			8.89	8.39	7.68	7.63	7.35
(i) Non-tariff trade barriers			8.45	7.65	6.21	6.11	5.72
(ii) Compliance cost of importing and exporting			9.33	9.14	9.14	9.14	8.97
C. Black-market exchange rates	10.00	10.00	10.00	10.00	10.00	10.00	10.00
D. Controls of the movement of capital and people	8.00	10.00	9.48	6.21	5.60	5.63	5.65
(i) Foreign ownership/investment restrictions			9.72	8.22	6.39	6.47	6.52
(ii) Capital controls	8.00	10.00	9.23	3.85	3.85	3.85	3.85
(iii) Freedom of foreigners to visit				6.58	6.58	6.58	6.58
Area 5. Regulation	**5.45**	**5.56**	**6.33**	**6.44**	**6.57**	**7.07**	**7.13**
A. Credit Market regulations	7.61	7.65	8.33	7.99	7.84	8.27	8.33
(i) Ownership of banks	5.00	5.00	5.00	5.00	5.00	5.00	5.00
(ii) Private sector credit	7.83	7.94	10.00	8.96	8.51	9.80	10.00
(iii) Interest rate controls/negative real interest rates	10.00	10.00	10.00	10.00	10.00	10.00	10.00
B. Labor Market regulations	3.29	3.48	2.85	3.94	5.40	6.34	6.44
(i) Hiring regulations and minimum wage			4.63	6.70	6.67	6.67	6.67
(ii) Hiring and firing regulations		3.94	1.82	2.42	3.01	3.49	3.84
(iii) Centralized collective bargaining	4.49	4.49	2.32	3.20	3.45	3.60	3.90
(iv) Hours regulations	4.40	4.49	2.51	4.70	8.00	8.00	8.00
(v) Mandated cost of worker dismissal				3.60	6.26	6.26	6.26
(vi) Conscription	1.00	1.00	3.00	3.00	5.00	10.00	10.00
C. Business regulations			7.79	7.39	6.48	6.60	6.61
(i) Administrative requirements			8.18	3.43	3.42	3.97	4.39
(ii) Bureaucracy costs			8.53	5.80	1.45	1.45	1.45
(iii) Starting a business			6.40	9.03	9.47	9.47	9.49
(iv) Extra payments/bribes/favoritism			8.04	9.10	7.78	7.78	7.54
(v) Licensing restrictions				9.17	9.25	9.25	9.25
(vi) Cost of tax compliance				7.80	7.52	7.68	7.56

Ghana

	1980	1990	2000	2005	2010	2011	2012
Chain-Linked	Rating (Rank)	Rating (Rank)	Rating (Rank)	Rating (Rank)	Rating (Rank)	Rating (Rank)	Rating (Rank)
Summary Rating (Rank) ➤	**3.05** (101)	**5.06** (77)	**5.66** (101)	**6.49** (77)	**6.85** (67)	**6.86** (68)	**6.77** (72)
Area 1. Size of Government	5.42 (39)	4.82 (80)	6.09 (66)	6.49 (68)	7.30 (35)	7.28 (37)	7.51 (31)
Area 2. Legal System and Property Rights	2.76 (71)	5.79 (44)	4.59 (88)	4.85 (80)	5.74 (68)	5.67 (66)	5.77 (63)
Area 3. Sound Money	1.60 (105)	4.58 (95)	5.82 (108)	7.38 (82)	7.13 (89)	7.15 (91)	7.19 (86)
Area 4. Freedom to Trade Internationally	0.00 (91)	4.41 (66)	6.03 (85)	6.70 (75)	7.45 (49)	7.27 (50)	7.18 (51)
Area 5. Regulation	4.77 (78)	5.65 (59)	5.80 (91)	7.12 (45)	6.88 (54)	7.17 (42)	6.41 (95)
Unadjusted							
Summary Rating (Rank) ➤	**2.89** (103)	**4.95** (81)	**5.66** (101)	**6.42** (93)	**6.73** (91)	**6.74** (91)	**6.65** (98)
	Rating *(Data)*	Rating *(Data)*	Rating *(Data)*	Rating *(Data)*	Rating *(Data)*	Rating *(Data)*	Rating *(Data)*
Area 1. Size of Government	**5.70**	**4.82**	**6.09**	**6.49**	**7.30**	**7.28**	**7.51**
A. Government consumption	8.31 *(11.74)*	8.87 *(9.85)*	7.12 *(15.80)*	7.09 *(15.90)*	8.53 *(11.00)*	5.50 *(21.30)*	6.41 *(18.20)*
B. Transfers and subsidies	9.48 *(2.40)*	9.43 *(2.60)*	9.24 *(3.30)*	9.87 *(0.98)*	9.65 *(1.78)*	9.64 *(1.83)*	9.64 *(1.83)*
C. Government enterprises and investment	4.00 *(35.40)*	0.00 *(51.90)*	2.00 *(45.00)*	2.00 *(40.10)*	4.00 *(30.71)*	7.00 *(24.18)*	7.00 *(23.43)*
D. Top marginal tax rate	1.00	1.00	6.00	7.00	7.00	7.00	7.00
(i) Top marginal income tax rate	1.00 *(60)*	2.00 *(55)*	8.00 *(30)*	9.00 *(25)*	9.00 *(25)*	9.00 *(25)*	9.00 *(25)*
(ii) Top marginal income and payroll tax rate		0.00 *(62)*	4.00 *(41)*	5.00 *(37)*	5.00 *(37)*	5.00 *(37)*	5.00 *(37)*
Area 2. Legal System and Property Rights	**2.76**	**5.79**	**4.59**	**4.88**	**5.58**	**5.51**	**5.61**
A. Judicial independence					5.12	5.08	5.68
B. Impartial courts			5.42	5.20	4.99	4.63	4.66
C. Protection of property rights					5.03	4.77	5.40
D. Military interference in rule of law and politics			5.00	4.44	5.00	5.00	5.00
E. Integrity of the legal system			3.33	3.61	4.17	4.17	4.17
F. Legal enforcement of contracts				4.91	5.40	5.40	5.34
G. Regulatory restrictions on sale of real property				6.25	9.13	8.96	8.96
H. Reliability of police					5.83	5.92	5.87
I. Business costs of crime					5.57	5.68	5.40
Area 3. Sound Money	**1.60**	**4.58**	**5.82**	**7.38**	**7.13**	**7.15**	**7.19**
A. Money growth	3.23 *(33.84)*	4.46 *(27.69)*	7.46 *(12.72)*	6.06 *(19.71)*	6.15 *(19.24)*	6.13 *(19.33)*	6.49 *(17.56)*
B. Standard deviation of inflation	3.17 *(17.07)*	8.00 *(4.99)*	5.85 *(10.37)*	6.47 *(8.83)*	9.50 *(1.24)*	9.20 *(1.99)*	9.10 *(2.26)*
C. Inflation: most recent year	0.00 *(51.13)*	5.87 *(20.66)*	4.96 *(25.19)*	6.98 *(15.12)*	7.86 *(10.71)*	8.25 *(8.73)*	8.17 *(9.16)*
D. Freedom to own foreign currency bank accounts	0.00	0.00	5.00	10.00	5.00	5.00	5.00
Area 4. Freedom to Trade Internationally	**0.00**	**4.33**	**6.03**	**5.80**	**6.95**	**6.79**	**6.70**
A. Tariffs	0.00	4.38	6.54	5.48	7.15	7.29	7.29
(i) Revenue from trade taxes (% of trade sector)	0.00 *(17.30)*	2.27 *(11.60)*	6.93 *(4.60)*	6.86 *(4.71)*	6.86 *(4.71)*	7.29 *(4.07)*	7.29 *(4.07)*
(ii) Mean tariff rate		6.50 *(17.50)*	6.96 *(15.20)*	7.36 *(13.20)*	7.40 *(13.00)*	7.40 *(13.00)*	7.40 *(13.00)*
(iii) Standard deviation of tariff rates			5.72 *(10.70)*	2.23 *(19.43)*	7.19 *(7.02)*	7.19 *(7.02)*	7.19 *(7.02)*
B. Regulatory trade barriers				5.78	6.64	5.88	5.52
(i) Non-tariff trade barriers					6.52	5.30	5.09
(ii) Compliance cost of importing and exporting				5.78	6.76	6.45	5.95
C. Black-market exchange rates	0.00	8.60	10.00	10.00	10.00	10.00	10.00
D. Controls of the movement of capital and people	0.00	0.00	1.54	1.95	4.02	3.99	3.99
(i) Foreign ownership/investment restrictions					6.62	6.54	6.54
(ii) Capital controls	0.00	0.00	1.54	2.31	3.85	3.85	3.85
(iii) Freedom of foreigners to visit				1.59	1.59	1.59	1.59
Area 5. Regulation	**4.40**	**5.21**	**5.80**	**7.56**	**6.69**	**6.97**	**6.23**
A. Credit Market regulations	1.76	3.93	4.93	9.09	7.36	8.19	6.00
(i) Ownership of banks	2.00	2.00	5.00	8.00	8.00	8.00	8.00
(ii) Private sector credit	3.29	7.79	4.85	9.27	4.08	6.57	0.00
(iii) Interest rate controls/negative real interest rates	0.00	2.00		10.00	10.00	10.00	10.00
B. Labor Market regulations				7.00	6.52	6.64	6.56
(i) Hiring regulations and minimum wage				10.00	10.00	10.00	10.00
(ii) Hiring and firing regulations					5.28	5.91	5.91
(iii) Centralized collective bargaining					5.83	5.92	5.47
(iv) Hours regulations				8.00	8.00	8.00	8.00
(v) Mandated cost of worker dismissal				0.00	0.00	0.00	0.00
(vi) Conscription	10.00	10.00	10.00	10.00	10.00	10.00	10.00
C. Business regulations				6.60	6.19	6.09	6.13
(i) Administrative requirements					4.32	4.04	4.16
(ii) Bureaucracy costs					5.60	5.60	5.60
(iii) Starting a business				6.81	9.42	9.41	9.37
(iv) Extra payments/bribes/favoritism					3.98	3.53	3.73
(v) Licensing restrictions				6.41	6.35	6.49	6.43
(vi) Cost of tax compliance				6.59	7.49	7.49	7.49

Greece

	1980	1990	2000	2005	2010	2011	2012
Chain-Linked	Rating (Rank)	Rating (Rank)	Rating (Rank)	Rating (Rank)	Rating (Rank)	Rating (Rank)	Rating (Rank)
Summary Rating (Rank) ➤	**5.76** (33)	**5.99** (44)	**6.91** (48)	**7.30** (43)	**6.89** (65)	**6.78** (72)	**6.80** (71)
Area 1. Size of Government	5.76 (29)	4.81 (81)	4.95 (92)	6.77 (56)	6.51 (58)	6.23 (70)	6.15 (71)
Area 2. Legal System and Property Rights	5.57 (38)	6.76 (27)	5.70 (65)	7.03 (40)	5.75 (66)	5.57 (70)	5.61 (66)
Area 3. Sound Money	7.12 (29)	6.89 (53)	9.32 (29)	9.56 (16)	9.67 (9)	9.60 (11)	9.57 (13)
Area 4. Freedom to Trade Internationally	6.13 (31)	6.72 (36)	9.05 (14)	7.64 (45)	7.46 (48)	7.45 (47)	7.48 (46)
Area 5. Regulation	4.11 (88)	4.68 (90)	5.51 (99)	5.59 (104)	5.13 (117)	5.12 (115)	5.26 (114)
Unadjusted							
Summary Rating (Rank) ➤	**5.72** (36)	**5.95** (43)	**6.91** (45)	**7.37** (42)	**6.96** (73)	**6.85** (83)	**6.87** (84)
	Rating *(Data)*	Rating *(Data)*	Rating *(Data)*	Rating *(Data)*	Rating *(Data)*	Rating *(Data)*	Rating *(Data)*
Area 1. Size of Government	**5.76**	**4.81**	**4.95**	**6.77**	**6.51**	**6.23**	**6.15**
A. Government consumption	7.44 *(14.69)*	6.69 *(17.25)*	6.57 *(17.67)*	6.71 *(17.17)*	6.00 *(19.61)*	6.21 *(18.90)*	6.06 *(19.40)*
B. Transfers and subsidies	8.59 *(5.69)*	4.55 *(20.50)*	5.23 *(18.00)*	5.35 *(17.55)*	4.05 *(22.33)*	3.70 *(23.63)*	3.53 *(24.26)*
C. Government enterprises and investment	4.00 *(32.00)*	4.00 *(37.50)*	4.00 *(35.80)*	10.00 *(13.64)*	10.00 *(12.84)*	10.00 *(10.81)*	10.00 *(12.97)*
D. Top marginal tax rate	3.00	4.00	4.00	5.00	6.00	5.00	5.00
(i) Top marginal income tax rate	3.00 *(60)*	4.00 *(50)*	5.00 *(42)*	5.00 *(40)*	6.00 *(40)*	5.00 *(49)*	5.00 *(49)*
(ii) Top marginal income and payroll tax rate		4.00 *(50)*	3.00 *(50)*	5.00 *(40)*	6.00 *(40)*	5.00 *(49)*	5.00 *(49)*
Area 2. Legal System and Property Rights	**5.57**	**6.76**	**5.70**	**6.74**	**5.51**	**5.34**	**5.37**
A. Judicial independence			6.35	5.63	3.89	3.43	4.02
B. Impartial courts			5.68	5.45	2.98	2.60	2.60
C. Protection of property rights			4.83	7.24	5.77	5.29	4.82
D. Military interference in rule of law and politics			6.67	7.64	8.33	8.33	8.33
E. Integrity of the legal system			5.00	7.50	7.50	7.50	7.50
F. Legal enforcement of contracts				4.13	4.13	4.13	4.13
G. Regulatory restrictions on sale of real property				8.27	5.72	5.78	5.78
H. Reliability of police				6.69	5.03	4.87	5.07
I. Business costs of crime				8.12	6.26	6.12	6.10
Area 3. Sound Money	**7.12**	**6.89**	**9.32**	**9.56**	**9.67**	**9.60**	**9.57**
A. Money growth	7.94 *(10.30)*	7.05 *(14.74)*	8.70 *(6.52)*	9.10 *(4.49)*	9.99 *(-0.07)*	9.48 *(-2.61)*	9.20 *(-4.02)*
B. Standard deviation of inflation	9.06 *(2.35)*	9.05 *(2.37)*	9.21 *(1.97)*	9.85 *(0.37)*	9.62 *(0.96)*	9.59 *(1.03)*	9.40 *(1.50)*
C. Inflation: most recent year	6.46 *(17.69)*	6.47 *(17.67)*	9.37 *(3.17)*	9.29 *(3.56)*	9.06 *(4.71)*	9.33 *(3.33)*	9.70 *(1.50)*
D. Freedom to own foreign currency bank accounts	5.00	5.00	10.00	10.00	10.00	10.00	10.00
Area 4. Freedom to Trade Internationally	**6.22**	**6.60**	**9.05**	**7.76**	**7.58**	**7.56**	**7.59**
A. Tariffs	8.05	8.41	9.18	8.39	8.34	8.27	8.21
(i) Revenue from trade taxes (% of trade sector)	7.87 *(3.20)*	9.60 *(0.60)*	9.78 *(0.33)*	9.59 *(0.62)*	9.63 *(0.55)*	9.66 *(0.51)*	9.63 *(0.55)*
(ii) Mean tariff rate	8.24 *(8.80)*	8.52 *(7.40)*	9.52 *(2.40)*	9.46 *(2.70)*	8.98 *(5.10)*	8.94 *(5.30)*	8.90 *(5.50)*
(iii) Standard deviation of tariff rates		7.12 *(7.20)*	8.24 *(4.40)*	6.13 *(9.67)*	6.41 *(8.98)*	6.23 *(9.43)*	6.11 *(9.74)*
B. Regulatory trade barriers			8.73	7.01	6.87	6.96	7.19
(i) Non-tariff trade barriers			7.95	7.10	6.82	6.28	6.49
(ii) Compliance cost of importing and exporting			9.50	6.93	6.93	7.63	7.89
C. Black-market exchange rates	8.60	9.40	10.00	10.00	10.00	10.00	10.00
D. Controls of the movement of capital and people	2.00	2.00	8.30	5.64	5.10	5.02	4.96
(i) Foreign ownership/investment restrictions			8.91	6.49	4.89	4.63	4.47
(ii) Capital controls	2.00	2.00	7.69	3.85	3.85	3.85	3.85
(iii) Freedom of foreigners to visit				6.58	6.58	6.58	6.58
Area 5. Regulation	**3.93**	**4.66**	**5.51**	**6.01**	**5.51**	**5.51**	**5.65**
A. Credit Market regulations	4.24	5.63	7.36	7.89	6.00	6.00	6.15
(i) Ownership of banks	2.00	5.00	5.00	8.00	8.00	8.00	8.00
(ii) Private sector credit	4.73	3.90	7.08	5.68	0.00	0.00	0.44
(iii) Interest rate controls/negative real interest rates	6.00	8.00	10.00	10.00	10.00	10.00	10.00
B. Labor Market regulations	3.61	3.69	3.38	4.01	4.52	4.29	4.53
(i) Hiring regulations and minimum wage			4.07	5.60	5.57	5.57	5.57
(ii) Hiring and firing regulations		4.81	2.33	2.93	3.27	3.89	4.24
(iii) Centralized collective bargaining	4.49	4.49	4.17	3.48	3.51	3.79	4.85
(iv) Hours regulations	6.33	5.45	6.35	3.30	4.00	4.00	4.00
(v) Mandated cost of worker dismissal				7.78	7.76	5.51	5.51
(vi) Conscription	0.00	0.00	0.00	1.00	3.00	3.00	3.00
C. Business regulations			5.78	6.13	6.02	6.23	6.28
(i) Administrative requirements			6.98	2.79	2.24	2.03	2.08
(ii) Bureaucracy costs			6.40	4.51	5.09	5.09	5.09
(iii) Starting a business			4.08	8.20	9.39	9.35	9.50
(iv) Extra payments/bribes/favoritism			5.65	6.22	3.77	3.73	4.04
(v) Licensing restrictions				8.04	8.16	9.42	9.16
(vi) Cost of tax compliance				7.04	7.49	7.74	7.84

Guatemala

	1980	1990	2000	2005	2010	2011	2012
Chain-Linked	Rating (Rank)	Rating (Rank)	Rating (Rank)	Rating (Rank)	Rating (Rank)	Rating (Rank)	Rating (Rank)
Summary Rating (Rank) ➤	**5.87** (30)	**5.62** (52)	**6.57** (64)	**7.15** (51)	**7.24** (46)	**7.26** (50)	**7.24** (55)
Area 1. Size of Government	7.49 (9)	8.07 (6)	8.53 (5)	8.08 (18)	8.50 (8)	8.50 (8)	7.75 (24)
Area 2. Legal System and Property Rights	2.30 (78)	2.21 (104)	3.16 (116)	4.61 (84)	3.87 (102)	4.07 (102)	4.31 (93)
Area 3. Sound Money	8.95 (10)	6.83 (54)	7.64 (66)	9.17 (39)	9.37 (32)	9.30 (37)	9.39 (35)
Area 4. Freedom to Trade Internationally	4.25 (51)	5.57 (50)	7.38 (57)	7.12 (62)	7.59 (46)	7.59 (45)	7.62 (43)
Area 5. Regulation	7.05 (10)	5.60 (63)	6.15 (73)	6.58 (78)	6.67 (75)	6.64 (81)	6.92 (61)
Unadjusted							
Summary Rating (Rank) ➤	**6.33** (22)	**5.86** (48)	**6.57** (60)	**7.22** (50)	**7.31** (43)	**7.33** (44)	**7.31** (48)
	Rating *(Data)*	Rating *(Data)*	Rating *(Data)*	Rating *(Data)*	Rating *(Data)*	Rating *(Data)*	Rating *(Data)*
Area 1. Size of Government	**7.72**	**8.07**	**8.53**	**8.08**	**8.50**	**8.50**	**7.75**
A. Government consumption	9.07 *(9.16)*	9.62 *(7.30)*	9.66 *(7.14)*	9.17 *(8.81)*	8.61 *(10.73)*	8.59 *(10.80)*	8.50 *(11.10)*
B. Transfers and subsidies	9.81 *(1.20)*	9.65 *(1.80)*	9.47 *(2.46)*	9.65 *(1.79)*	9.88 *(0.93)*	9.90 *(0.88)*	8.98 *(4.24)*
C. Government enterprises and investment	4.00 *(37.40)*	7.00 *(21.00)*	8.00 *(16.43)*	8.00 *(15.07)*	10.00 *(12.18)*	10.00 *(11.03)*	8.00 *(15.80)*
D. Top marginal tax rate	8.00	6.00	7.00	5.50	5.50	5.50	5.50
(i) Top marginal income tax rate	8.00 *(40)*	7.00 *(34)*	7.00 *(31)*	7.00 *(31)*	7.00 *(31)*	7.00 *(31)*	7.00 *(31)*
(ii) Top marginal income and payroll tax rate		5.00 *(37)*	7.00 *(34)*	4.00 *(42)*	4.00 *(42)*	4.00 *(42)*	4.00 *(42)*
Area 2. Legal System and Property Rights	**2.54**	**2.44**	**3.16**	**4.68**	**3.93**	**4.13**	**4.37**
A. Judicial independence				3.80	2.75	3.10	3.38
B. Impartial courts			3.79	3.82	3.13	3.57	3.99
C. Protection of property rights			2.18	5.30	4.31	4.54	4.72
D. Military interference in rule of law and politics			3.33	8.33	6.67	6.67	6.67
E. Integrity of the legal system			3.33	3.89	2.50	2.50	3.30
F. Legal enforcement of contracts				3.39	3.39	3.39	3.39
G. Regulatory restrictions on sale of real property				8.94	9.27	9.30	9.30
H. Reliability of police				2.94	2.14	2.69	2.99
I. Business costs of crime				1.67	1.18	1.43	1.61
Area 3. Sound Money	**8.95**	**6.83**	**7.64**	**9.17**	**9.37**	**9.30**	**9.39**
A. Money growth	9.26 *(3.72)*	7.15 *(14.24)*	7.47 *(12.64)*	8.64 *(6.82)*	9.14 *(4.28)*	9.31 *(3.45)*	9.27 *(3.64)*
B. Standard deviation of inflation	8.56 *(3.61)*	3.94 *(15.15)*	9.28 *(1.79)*	9.73 *(0.68)*	9.11 *(2.23)*	9.12 *(2.20)*	9.03 *(2.42)*
C. Inflation: most recent year	8.00 *(10.00)*	6.24 *(18.78)*	8.80 *(5.98)*	8.32 *(8.42)*	9.23 *(3.86)*	8.76 *(6.22)*	9.24 *(3.78)*
D. Freedom to own foreign currency bank accounts	10.00	10.00	5.00	10.00	10.00	10.00	10.00
Area 4. Freedom to Trade Internationally	**5.47**	**6.44**	**7.38**	**7.67**	**8.17**	**8.17**	**8.20**
A. Tariffs	3.40	4.33	7.93	6.74	8.54	8.56	8.52
(i) Revenue from trade taxes (% of trade sector)	6.80 *(4.80)*	7.60 *(3.60)*	8.36 *(2.46)*	8.19 *(2.71)*	9.17 *(1.25)*	9.23 *(1.16)*	9.29 *(1.06)*
(ii) Mean tariff rate	0.00 *(50.00)*	5.40 *(23.00)*	8.56 *(7.20)*	9.46 *(2.70)*	8.88 *(5.60)*	8.90 *(5.50)*	8.86 *(5.70)*
(iii) Standard deviation of tariff rates		0.00 *(26.70)*	6.88 *(7.80)*	2.57 *(18.57)*	7.58 *(6.05)*	7.56 *(6.11)*	7.40 *(6.50)*
B. Regulatory trade barriers			4.13	6.11	6.65	6.63	6.77
(i) Non-tariff trade barriers			4.13	5.56	5.62	5.57	5.86
(ii) Compliance cost of importing and exporting				6.66	7.68	7.68	7.68
C. Black-market exchange rates	8.00	10.00	10.00	10.00	10.00	10.00	10.00
D. Controls of the movement of capital and people	5.00	5.00	7.46	7.82	7.49	7.51	7.53
(i) Foreign ownership/investment restrictions			7.23	6.84	5.84	5.90	5.96
(ii) Capital controls	5.00	5.00	7.69	8.46	8.46	8.46	8.46
(iii) Freedom of foreigners to visit				8.16	8.16	8.16	8.16
Area 5. Regulation	**6.95**	**5.52**	**6.15**	**6.50**	**6.59**	**6.56**	**6.84**
A. Credit Market regulations	8.53	8.07	8.52	9.30	9.10	8.85	9.35
(i) Ownership of banks	8.00	8.00	8.00	10.00	10.00	10.00	10.00
(ii) Private sector credit	9.58	8.22	8.56	8.91	7.30	7.55	8.05
(iii) Interest rate controls/negative real interest rates	8.00	8.00	9.00	9.00	10.00	9.00	10.00
B. Labor Market regulations			4.77	4.66	4.68	4.73	4.80
(i) Hiring regulations and minimum wage			4.62	5.60	5.57	5.57	5.57
(ii) Hiring and firing regulations			5.25	5.91	5.18	5.28	5.40
(iii) Centralized collective bargaining			6.22	6.84	7.06	7.26	7.56
(iv) Hours regulations				6.00	6.00	6.00	6.00
(v) Mandated cost of worker dismissal				0.64	1.27	1.27	1.27
(vi) Conscription	10.00	0.00	3.00	3.00	3.00	3.00	3.00
C. Business regulations			5.17	5.54	6.00	6.10	6.37
(i) Administrative requirements			6.10	3.86	4.33	4.32	4.22
(ii) Bureaucracy costs			4.53	4.64	5.90	5.90	5.90
(iii) Starting a business			5.12	8.41	8.19	8.15	8.82
(iv) Extra payments/bribes/favoritism			4.94	6.00	4.18	4.50	4.53
(v) Licensing restrictions				4.16	7.25	7.44	8.42
(vi) Cost of tax compliance				6.14	6.14	6.28	6.35

Guinea-Bissau

	1980	1990	2000	2005	2010	2011	2012
Chain-Linked	Rating (Rank)	Rating (Rank)	Rating (Rank)	Rating (Rank)	Rating (Rank)	Rating (Rank)	Rating (Rank)
Summary Rating (Rank) ➤		**3.24** (108)	**4.43** (120)	**5.14** (116)	**5.83** (108)	**5.89** (107)	**6.14** (98)
Area 1. Size of Government		4.32 (89)	4.56 (103)	2.87 (123)	5.46 (88)	5.42 (94)	5.68 (85)
Area 2. Legal System and Property Rights		2.93 (95)	2.63 (119)	3.47 (106)	3.11 (114)	3.12 (113)	3.70 (105)
Area 3. Sound Money	4.07 (100)	0.88 (114)	3.26 (117)	6.59 (100)	6.26 (115)	6.09 (115)	6.59 (105)
Area 4. Freedom to Trade Internationally			5.87 (90)	6.41 (82)	6.23 (89)	6.23 (89)	6.19 (91)
Area 5. Regulation		3.77 (102)	5.83 (90)	6.49 (79)	8.33 (4)	8.98 (1)	8.86 (1)
Unadjusted							
Summary Rating (Rank) ➤		**2.98** (110)	**4.43** (120)	**4.86** (134)	**5.45** (144)	**5.81** (138)	**6.06** (128)
	Rating *(Data)*	Rating *(Data)*	Rating *(Data)*	Rating *(Data)*	Rating *(Data)*	Rating *(Data)*	Rating *(Data)*
Area 1. Size of Government		**4.32**	**4.56**	**2.87**	**5.46**	**6.95**	**7.28**
A. Government consumption		8.65 *(10.59)*	9.11 *(9.02)*	5.74 *(20.48)*	8.93 *(9.64)*	8.84 *(9.93)*	7.85 *(13.32)*
B. Transfers and subsidies							
C. Government enterprises and investment		0.00 *(91.40)*	0.00 *(88.30)*	0.00 *(54.56)*	2.00 *(49.15)*	2.00 *(44.36)*	4.00 *(30.70)*
D. Top marginal tax rate						10.00	10.00
(i) Top marginal income tax rate						10.00 *(20)*	10.00 *(20)*
(ii) Top marginal income and payroll tax rate							
Area 2. Legal System and Property Rights		**2.93**	**2.63**	**3.17**	**2.85**	**2.85**	**3.38**
A. Judicial independence							
B. Impartial courts			2.90	3.20	3.20	3.20	2.87
C. Protection of property rights							
D. Military interference in rule of law and politics			3.33	2.50	0.83	0.83	0.83
E. Integrity of the legal system			1.67	5.00	4.17	4.17	4.17
F. Legal enforcement of contracts				3.48	3.48	3.48	3.48
G. Regulatory restrictions on sale of real property				1.67	2.55	2.58	5.55
H. Reliability of police							
I. Business costs of crime							
Area 3. Sound Money	**5.43**	**0.88**	**3.26**	**6.59**	**6.26**	**6.09**	**6.59**
A. Money growth		0.00 *(105.63)*	1.65 *(41.76)*	9.11 *(-4.45)*	7.40 *(13.00)*	6.62 *(16.92)*	8.35 *(8.24)*
B. Standard deviation of inflation	8.61 *(3.48)*	0.00 *(28.57)*	3.10 *(17.24)*	7.93 *(5.17)*	8.16 *(4.60)*	8.77 *(3.09)*	8.42 *(3.94)*
C. Inflation: most recent year	7.67 *(11.63)*	3.54 *(32.31)*	8.27 *(8.64)*	9.33 *(3.33)*	9.50 *(2.52)*	8.99 *(5.05)*	9.57 *(2.13)*
D. Freedom to own foreign currency bank accounts	0.00	0.00	0.00	0.00	0.00	0.00	0.00
Area 4. Freedom to Trade Internationally			**5.87**	**6.35**	**6.18**	**6.18**	**6.13**
A. Tariffs			7.60	8.44	7.45	7.45	7.45
(i) Revenue from trade taxes (% of trade sector)							
(ii) Mean tariff rate			7.60 *(12.00)*	7.22 *(13.90)*	7.62 *(11.90)*	7.62 *(11.90)*	7.62 *(11.90)*
(iii) Standard deviation of tariff rates				9.66 *(0.84)*	7.29 *(6.78)*	7.29 *(6.78)*	7.29 *(6.78)*
B. Regulatory trade barriers				6.57	6.86	6.86	6.69
(i) Non-tariff trade barriers							
(ii) Compliance cost of importing and exporting				6.57	6.86	6.86	6.69
C. Black-market exchange rates		8.20	10.00	10.00	10.00	10.00	10.00
D. Controls of the movement of capital and people	0.00	5.00	0.00	0.38	0.38	0.38	0.38
(i) Foreign ownership/investment restrictions							
(ii) Capital controls	0.00	5.00	0.00	0.77	0.77	0.77	0.77
(iii) Freedom of foreigners to visit				0.00	0.00	0.00	0.00
Area 5. Regulation		**3.77**	**5.83**	**5.32**	**6.49**	**7.00**	**6.90**
A. Credit Market regulations		3.87	10.00	9.08	8.74	9.98	9.71
(i) Ownership of banks				10.00	10.00	10.00	10.00
(ii) Private sector credit		7.75	10.00	7.23	7.49	9.96	9.41
(iii) Interest rate controls/negative real interest rates		0.00	10.00	10.00			
B. Labor Market regulations				3.13	3.46	3.46	3.46
(i) Hiring regulations and minimum wage				3.30	3.33	3.33	3.33
(ii) Hiring and firing regulations							
(iii) Centralized collective bargaining							
(iv) Hours regulations				7.30	8.00	8.00	8.00
(v) Mandated cost of worker dismissal				1.93	2.52	2.52	2.52
(vi) Conscription		0.00	0.00	0.00	0.00	0.00	0.00
C. Business regulations				3.76	7.28	7.56	7.54
(i) Administrative requirements							
(ii) Bureaucracy costs							
(iii) Starting a business				0.00	7.88	8.16	8.04
(iv) Extra payments/bribes/favoritism							
(v) Licensing restrictions				3.62	6.28	6.84	6.91
(vi) Cost of tax compliance				7.67	7.67	7.67	7.67

Guyana

	1980	1990	2000	2005	2010	2011	2012
Chain-Linked	Rating (Rank)	Rating (Rank)	Rating (Rank)	Rating (Rank)	Rating (Rank)	Rating (Rank)	Rating (Rank)
Summary Rating (Rank) ➤			**6.72** (57)	**6.40** (81)	**6.80** (71)	**6.94** (64)	**7.03** (62)
Area 1. Size of Government		4.04 (94)	3.85 (112)	3.79 (119)	4.28 (114)	5.00 (103)	5.18 (101)
Area 2. Legal System and Property Rights	2.23 (81)	3.41 (86)	7.48 (34)	5.36 (74)	6.09 (56)	6.08 (57)	6.42 (47)
Area 3. Sound Money	5.82 (72)	2.19 (110)	7.87 (63)	7.72 (75)	7.96 (80)	7.80 (81)	7.95 (78)
Area 4. Freedom to Trade Internationally			7.51 (54)	7.85 (36)	7.90 (34)	7.91 (32)	7.92 (28)
Area 5. Regulation			6.91 (40)	7.27 (35)	7.85 (9)	7.91 (8)	7.71 (14)
Unadjusted							
Summary Rating (Rank) ➤			**6.72** (63)	**5.88** (117)	**6.25** (122)	**6.38** (113)	**6.46** (111)
	Rating *(Data)*	Rating *(Data)*	Rating *(Data)*	Rating *(Data)*	Rating *(Data)*	Rating *(Data)*	Rating *(Data)*
Area 1. Size of Government		**4.04**	**3.85**	**3.79**	**4.28**	**5.00**	**5.18**
A. Government consumption	2.82 *(30.41)*	7.11 *(15.83)*	5.54 *(21.15)*	3.87 *(26.83)*	7.34 *(15.04)*	7.50 *(14.50)*	8.03 *(12.70)*
B. Transfers and subsidies							
C. Government enterprises and investment		2.00 *(47.90)*	0.00 *(58.07)*	2.00 *(41.15)*	0.00 *(53.56)*	2.00 *(48.86)*	2.00 *(46.51)*
D. Top marginal tax rate		3.00	6.00	5.50	5.50	5.50	5.50
(i) Top marginal income tax rate		3.00 *(50)*	7.00 *(33)*	7.00 *(33)*	7.00 *(33)*	7.00 *(33)*	7.00 *(33)*
(ii) Top marginal income and payroll tax rate		3.00 *(50)*	5.00 *(39)*	4.00 *(41)*	4.00 *(41)*	4.00 *(44)*	4.00 *(44)*
Area 2. Legal System and Property Rights	**2.23**	**3.41**	**7.48**	**3.91**	**4.44**	**4.43**	**4.68**
A. Judicial independence				3.01	3.77	3.65	4.16
B. Impartial courts			5.79	2.40	3.75	3.90	4.37
C. Protection of property rights				3.95	4.42	4.37	4.81
D. Military interference in rule of law and politics			10.00	6.67	6.67	6.67	6.67
E. Integrity of the legal system			6.67	4.17	2.50	2.50	2.50
F. Legal enforcement of contracts				4.55	4.55	4.55	4.55
G. Regulatory restrictions on sale of real property				7.85	7.07	7.07	7.07
H. Reliability of police				1.47	3.69	3.07	3.00
I. Business costs of crime				1.11	3.54	4.10	5.01
Area 3. Sound Money	**5.82**	**2.19**	**7.87**	**7.72**	**7.96**	**7.80**	**7.95**
A. Money growth	8.55 *(7.26)*	1.87 *(40.67)*	9.25 *(3.74)*	8.47 *(7.64)*	8.44 *(7.79)*	8.43 *(7.86)*	8.30 *(8.52)*
B. Standard deviation of inflation	7.07 *(7.32)*	0.00 *(53.12)*	8.47 *(3.83)*	8.80 *(3.01)*	8.81 *(2.97)*	8.78 *(3.05)*	8.98 *(2.55)*
C. Inflation: most recent year	7.64 *(11.78)*	6.90 *(15.51)*	8.77 *(6.15)*	8.61 *(6.93)*	9.58 *(2.09)*	9.00 *(4.98)*	9.52 *(2.39)*
D. Freedom to own foreign currency bank accounts	0.00	0.00	5.00	5.00	5.00	5.00	5.00
Area 4. Freedom to Trade Internationally	**2.93**		**7.51**	**6.97**	**7.02**	**7.02**	**7.03**
A. Tariffs	8.80		6.60	6.49	6.47	6.55	6.47
(i) Revenue from trade taxes (% of trade sector)	8.80 *(1.80)*						
(ii) Mean tariff rate			6.60 *(17.00)*	7.78 *(11.10)*	7.82 *(10.90)*	7.80 *(11.00)*	7.82 *(10.90)*
(iii) Standard deviation of tariff rates				5.20 *(11.99)*	5.12 *(12.21)*	5.29 *(11.77)*	5.12 *(12.21)*
B. Regulatory trade barriers				6.38	6.35	6.25	6.35
(i) Non-tariff trade barriers				5.99	5.49	5.29	5.50
(ii) Compliance cost of importing and exporting				6.78	7.20	7.20	7.20
C. Black-market exchange rates	0.00	8.20	9.00	9.49	10.00	10.00	10.00
D. Controls of the movement of capital and people	0.00	5.00	6.92	5.50	5.26	5.29	5.30
(i) Foreign ownership/investment restrictions				5.85	5.36	5.46	5.48
(ii) Capital controls	0.00	5.00	6.92	6.92	6.67	6.67	6.67
(iii) Freedom of foreigners to visit				3.74	3.74	3.74	3.74
Area 5. Regulation			**6.91**	**7.02**	**7.57**	**7.63**	**7.44**
A. Credit Market regulations	3.02	4.61	8.21	8.21	8.43	8.47	7.85
(i) Ownership of banks				10.00	10.00	10.00	10.00
(ii) Private sector credit	3.02	4.61	7.42	5.62	6.29	6.42	3.56
(iii) Interest rate controls/negative real interest rates			9.00	9.00	9.00	9.00	10.00
B. Labor Market regulations				7.12	8.13	8.24	8.27
(i) Hiring regulations and minimum wage				6.70	10.00	10.00	10.00
(ii) Hiring and firing regulations				6.00	6.31	6.58	6.34
(iii) Centralized collective bargaining				6.50	6.79	7.19	7.60
(iv) Hours regulations				8.70	10.00	10.00	10.00
(v) Mandated cost of worker dismissal				4.81	5.68	5.68	5.68
(vi) Conscription		10.00	10.00	10.00	10.00	10.00	10.00
C. Business regulations				5.73	6.16	6.18	6.21
(i) Administrative requirements				2.54	4.29	4.57	4.62
(ii) Bureaucracy costs				5.21	5.36	5.36	5.36
(iii) Starting a business				7.47	9.01	9.21	9.23
(iv) Extra payments/bribes/favoritism				4.26	3.54	3.20	3.19
(v) Licensing restrictions				8.11	7.71	7.71	7.71
(vi) Cost of tax compliance				6.77	7.05	7.05	7.13

Haiti

	1980	1990	2000	2005	2010	2011	2012
Chain-Linked	Rating (Rank)	Rating (Rank)	Rating (Rank)	Rating (Rank)	Rating (Rank)	Rating (Rank)	Rating (Rank)
Summary Rating (Rank) ➤	**6.51** (18)	**5.61** (53)	**6.89** (50)	**6.79** (70)	**6.72** (73)	**6.84** (70)	**6.97** (67)
Area 1. Size of Government	9.13 (4)	6.37 (34)	8.34 (9)	9.20 (2)	8.77 (5)	8.98 (2)	8.87 (5)
Area 2. Legal System and Property Rights	2.23 (82)	1.95 (108)	3.78 (103)	2.46 (119)	2.04 (121)	2.07 (121)	2.26 (121)
Area 3. Sound Money	7.70 (24)	8.46 (26)	8.37 (49)	7.99 (69)	8.03 (76)	8.01 (77)	8.37 (68)
Area 4. Freedom to Trade Internationally			6.67 (75)	7.33 (53)	7.80 (39)	7.83 (34)	8.01 (26)
Area 5. Regulation		5.82 (50)	7.32 (22)	6.80 (67)	6.86 (60)	7.21 (41)	7.21 (44)
Unadjusted							
Summary Rating (Rank) ➤	**5.38** (50)	**4.99** (79)	**6.89** (45)	**6.72** (76)	**6.50** (104)	**6.62** (97)	**6.74** (92)
	Rating *(Data)*	Rating *(Data)*	Rating *(Data)*	Rating *(Data)*	Rating *(Data)*	Rating *(Data)*	Rating *(Data)*
Area 1. Size of Government	**8.27**	**6.85**	**8.34**	**8.90**	**8.48**	**8.68**	**8.58**
A. Government consumption	8.54 *(10.96)*	9.54 *(7.58)*	5.10 *(22.65)*	9.69 *(7.05)*	9.01 *(9.35)*	9.82 *(6.62)*	9.39 *(8.08)*
B. Transfers and subsidies			9.92 *(0.81)*	9.92 *(0.81)*	9.92 *(0.81)*	9.92 *(0.81)*	9.92 *(0.81)*
C. Government enterprises and investment	8.00 *(19.00)*	2.00 *(42.00)*	10.00 *(11.50)*	8.00 *(18.70)*	7.00 *(24.90)*	7.00 *(24.90)*	7.00 *(24.90)*
D. Top marginal tax rate		9.00		8.00	8.00	8.00	8.00
(i) Top marginal income tax rate		9.00 *(30)*		8.00 *(30)*	8.00 *(30)*	8.00 *(30)*	8.00 *(30)*
(ii) Top marginal income and payroll tax rate							
Area 2. Legal System and Property Rights	**2.23**	**1.95**	**3.78**	**2.66**	**2.12**	**2.15**	**2.36**
A. Judicial independence					1.23	1.36	1.73
B. Impartial courts			2.99	2.70	1.83	1.85	2.11
C. Protection of property rights					1.96	1.76	1.89
D. Military interference in rule of law and politics			5.00	0.00	0.00	0.00	0.00
E. Integrity of the legal system			3.33	3.75	2.50	2.50	2.50
F. Legal enforcement of contracts				4.05	3.88	3.88	3.88
G. Regulatory restrictions on sale of real property				2.80	2.83	2.83	2.63
H. Reliability of police					2.64	2.71	3.27
I. Business costs of crime					2.26	2.49	3.20
Area 3. Sound Money	**7.70**	**8.46**	**8.37**	**7.99**	**8.03**	**8.01**	**8.37**
A. Money growth	8.40 *(7.99)*	8.94 *(5.30)*	7.87 *(10.67)*	7.07 *(14.63)*	6.46 *(17.68)*	7.10 *(14.51)*	7.57 *(12.17)*
B. Standard deviation of inflation	6.67 *(8.33)*	7.00 *(7.50)*	8.38 *(4.06)*	8.05 *(4.88)*	6.78 *(8.05)*	6.62 *(8.44)*	7.17 *(7.08)*
C. Inflation: most recent year	5.72 *(21.39)*	7.92 *(10.41)*	7.26 *(13.71)*	6.85 *(15.73)*	8.86 *(5.70)*	8.32 *(8.41)*	8.74 *(6.28)*
D. Freedom to own foreign currency bank accounts	10.00	10.00	10.00	10.00	10.00	10.00	10.00
Area 4. Freedom to Trade Internationally	**3.31**	**1.84**	**6.67**	**6.69**	**6.85**	**6.88**	**7.04**
A. Tariffs	3.93	5.53	8.00	8.81	8.40	8.40	8.80
(i) Revenue from trade taxes (% of trade sector)	3.40 *(9.90)*	5.53 *(6.70)*					
(ii) Mean tariff rate	4.46 *(27.70)*		8.00 *(10.00)*	9.44 *(2.80)*	9.06 *(4.70)*	9.06 *(4.70)*	9.44 *(2.80)*
(iii) Standard deviation of tariff rates				8.17 *(4.56)*	7.74 *(5.64)*	7.74 *(5.64)*	8.15 *(4.62)*
B. Regulatory trade barriers				3.42	4.81	4.85	5.04
(i) Non-tariff trade barriers					4.15	4.23	4.62
(ii) Compliance cost of importing and exporting				3.42	5.46	5.46	5.46
C. Black-market exchange rates	6.00	0.00	10.00	10.00	10.00	10.00	10.00
D. Controls of the movement of capital and people	0.00	0.00	2.00	4.55	4.18	4.27	4.31
(i) Foreign ownership/investment restrictions					3.32	3.59	3.70
(ii) Capital controls	0.00	0.00	2.00	9.09	9.23	9.23	9.23
(iii) Freedom of foreigners to visit				0.00	0.00	0.00	0.00
Area 5. Regulation		**5.82**	**7.32**	**7.36**	**7.01**	**7.37**	**7.37**
A. Credit Market regulations	10.00	4.97	9.44	8.30	8.17	8.98	8.82
(i) Ownership of banks							
(ii) Private sector credit	10.00	9.94	9.88	8.61	8.33	8.96	7.64
(iii) Interest rate controls/negative real interest rates		0.00	9.00	8.00	8.00	9.00	10.00
B. Labor Market regulations				8.56	8.20	8.28	8.15
(i) Hiring regulations and minimum wage				7.80	6.67	6.67	6.67
(ii) Hiring and firing regulations					5.09	5.28	5.09
(iii) Centralized collective bargaining					7.46	7.71	7.16
(iv) Hours regulations				8.00	10.00	10.00	10.00
(v) Mandated cost of worker dismissal				8.42	10.00	10.00	10.00
(vi) Conscription	10.00	10.00	10.00	10.00	10.00	10.00	10.00
C. Business regulations				5.23	4.66	4.85	5.15
(i) Administrative requirements					2.70	3.15	3.95
(ii) Bureaucracy costs					7.93	7.93	7.93
(iii) Starting a business				3.91	3.29	3.59	4.05
(iv) Extra payments/bribes/favoritism					2.49	2.73	3.16
(v) Licensing restrictions				3.57	3.62	3.75	3.87
(vi) Cost of tax compliance				8.21	7.94	7.94	7.94

Honduras

	1980	1990	2000	2005	2010	2011	2012
Chain-Linked	Rating (Rank)	Rating (Rank)	Rating (Rank)	Rating (Rank)	Rating (Rank)	Rating (Rank)	Rating (Rank)
Summary Rating (Rank) ➤	**5.97** (29)	**5.45** (62)	**6.68** (62)	**6.85** (67)	**7.04** (58)	**7.00** (63)	**7.02** (63)
Area 1. Size of Government	8.52 (5)	6.38 (33)	8.12 (10)	8.46 (11)	8.21 (10)	8.28 (11)	8.81 (7)
Area 2. Legal System and Property Rights	2.46 (74)	3.13 (88)	3.58 (109)	3.70 (103)	4.30 (95)	4.09 (100)	3.63 (108)
Area 3. Sound Money	8.76 (11)	8.38 (28)	8.22 (53)	8.85 (45)	9.35 (35)	9.30 (38)	9.39 (34)
Area 4. Freedom to Trade Internationally		4.91 (61)	6.94 (70)	6.93 (70)	6.92 (74)	6.98 (72)	6.88 (72)
Area 5. Regulation	5.55 (48)	4.55 (94)	6.55 (49)	6.42 (82)	6.49 (85)	6.46 (88)	6.47 (94)
Unadjusted							
Summary Rating (Rank) ➤	**5.47** (49)	**5.74** (50)	**6.68** (57)	**7.07** (59)	**7.26** (52)	**7.22** (57)	**7.24** (55)
	Rating *(Data)*	Rating *(Data)*	Rating *(Data)*	Rating *(Data)*	Rating *(Data)*	Rating *(Data)*	Rating *(Data)*
Area 1. Size of Government	**6.43**	**6.38**	**8.12**	**8.46**	**8.21**	**8.28**	**8.81**
A. Government consumption	7.28 *(15.25)*	7.00 *(16.21)*	7.43 *(14.75)*	7.32 *(15.11)*	6.34 *(18.44)*	6.62 *(17.50)*	6.74 *(17.10)*
B. Transfers and subsidies		9.54 *(2.20)*	9.05 *(4.00)*	10.00 *(0.47)*	10.00 *(0.30)*	10.00 *(0.34)*	10.00 *(0.44)*
C. Government enterprises and investment	4.00 *(37.90)*	4.00 *(32.50)*	7.00 *(21.30)*	8.00 *(17.90)*	8.00 *(16.89)*	8.00 *(16.10)*	10.00 *(12.07)*
D. Top marginal tax rate	8.00	5.00	9.00	8.50	8.50	8.50	8.50
(i) Top marginal income tax rate	8.00 *(40)*	5.00 *(46)*	9.00 *(25)*	9.00 *(25)*	9.00 *(25)*	9.00 *(25)*	9.00 *(25)*
(ii) Top marginal income and payroll tax rate		5.00 *(46)*	9.00 *(25)*	8.00 *(28)*	8.00 *(28)*	8.00 *(28)*	8.00 *(28)*
Area 2. Legal System and Property Rights	**2.76**	**3.50**	**3.58**	**3.69**	**4.29**	**4.08**	**3.62**
A. Judicial independence				2.44	4.33	4.61	3.28
B. Impartial courts			3.68	3.02	4.06	3.97	3.60
C. Protection of property rights			2.30	4.15	4.55	4.34	3.96
D. Military interference in rule of law and politics			5.00	5.56	5.83	5.00	5.00
E. Integrity of the legal system			3.33	2.50	2.50	3.33	2.50
F. Legal enforcement of contracts				2.86	2.86	2.86	2.86
G. Regulatory restrictions on sale of real property				7.41	7.69	7.69	7.69
H. Reliability of police				3.44	4.34	3.29	2.25
I. Business costs of crime				1.87	2.44	1.63	1.48
Area 3. Sound Money	**8.76**	**8.38**	**8.22**	**8.85**	**9.35**	**9.30**	**9.39**
A. Money growth	8.89 *(5.56)*	7.23 *(13.85)*	7.66 *(11.70)*	7.74 *(11.28)*	9.20 *(4.02)*	9.46 *(2.72)*	9.69 *(1.57)*
B. Standard deviation of inflation	8.81 *(2.97)*	7.34 *(6.64)*	7.42 *(6.44)*	9.41 *(1.49)*	9.15 *(2.12)*	9.08 *(2.31)*	8.91 *(2.73)*
C. Inflation: most recent year	7.35 *(13.27)*	8.95 *(5.25)*	7.79 *(11.06)*	8.24 *(8.81)*	9.06 *(4.70)*	8.65 *(6.76)*	8.96 *(5.20)*
D. Freedom to own foreign currency bank accounts	10.00	10.00	10.00	10.00	10.00	10.00	10.00
Area 4. Freedom to Trade Internationally	**3.22**	**5.33**	**6.94**	**7.56**	**7.55**	**7.62**	**7.51**
A. Tariffs	3.67	6.00	7.83	8.52	8.44	8.49	8.45
(i) Revenue from trade taxes (% of trade sector)	5.53 *(6.70)*		8.07 *(2.90)*	9.42 *(0.87)*	9.39 *(0.92)*	9.55 *(0.68)*	9.55 *(0.67)*
(ii) Mean tariff rate	1.80 *(41.00)*	6.00 *(20.00)*	8.42 *(7.90)*	8.66 *(6.70)*	8.90 *(5.50)*	8.88 *(5.60)*	8.84 *(5.80)*
(iii) Standard deviation of tariff rates			7.00 *(7.50)*	7.49 *(6.27)*	7.04 *(7.39)*	7.04 *(7.39)*	6.96 *(7.60)*
B. Regulatory trade barriers			3.35	5.76	6.34	6.60	6.48
(i) Non-tariff trade barriers			3.35	4.47	5.39	5.03	4.80
(ii) Compliance cost of importing and exporting				7.05	7.28	8.16	8.16
C. Black-market exchange rates	6.00	10.00	10.00	10.00	10.00	10.00	10.00
D. Controls of the movement of capital and people	0.00	0.00	6.57	5.97	5.44	5.40	5.13
(i) Foreign ownership/investment restrictions			8.53	6.23	6.18	6.07	5.25
(ii) Capital controls	0.00	0.00	4.61	3.85	2.31	2.31	2.31
(iii) Freedom of foreigners to visit				7.82	7.82	7.82	7.82
Area 5. Regulation	**6.20**	**5.08**	**6.55**	**6.81**	**6.89**	**6.85**	**6.87**
A. Credit Market regulations	6.10	7.77	9.43	9.89	9.10	9.14	9.35
(i) Ownership of banks				10.00	10.00	10.00	10.00
(ii) Private sector credit	8.20	7.54	9.86	9.68	8.29	8.43	8.05
(iii) Interest rate controls/negative real interest rates	4.00	8.00	9.00	10.00	9.00	9.00	10.00
B. Labor Market regulations			5.72	5.42	5.07	4.99	5.01
(i) Hiring regulations and minimum wage			2.72	0.00	0.00	0.00	0.00
(ii) Hiring and firing regulations			4.50	5.10	4.14	3.71	4.10
(iii) Centralized collective bargaining			5.67	6.27	5.77	5.72	5.45
(iv) Hours regulations				8.00	8.00	8.00	8.00
(v) Mandated cost of worker dismissal				3.14	2.52	2.52	2.52
(vi) Conscription	10.00	0.00	10.00	10.00	10.00	10.00	10.00
C. Business regulations			4.49	5.11	6.49	6.40	6.23
(i) Administrative requirements			5.80	3.00	4.10	3.49	3.37
(ii) Bureaucracy costs			4.88	3.25	5.41	5.41	5.41
(iii) Starting a business			2.85	7.86	9.01	9.02	9.03
(iv) Extra payments/bribes/favoritism			4.42	4.57	4.10	4.11	3.61
(v) Licensing restrictions				6.72	8.83	8.89	8.51
(vi) Cost of tax compliance				5.25	7.49	7.49	7.49

Hong Kong

	1980	1990	2000	2005	2010	2011	2012
Chain-Linked	Rating (Rank)	Rating (Rank)	Rating (Rank)	Rating (Rank)	Rating (Rank)	Rating (Rank)	Rating (Rank)
Summary Rating (Rank) ➤	**9.02** (1)	**8.59** (1)	**8.86** (1)	**8.95** (1)	**8.86** (1)	**8.82** (1)	**8.88** (1)
Area 1. Size of Government	9.75 (2)	9.31 (1)	9.35 (1)	9.08 (3)	8.93 (2)	8.95 (3)	9.38 (1)
Area 2. Legal System and Property Rights	8.13 (4)	5.94 (40)	7.23 (37)	7.99 (20)	7.97 (23)	7.85 (24)	7.76 (23)
Area 3. Sound Money	8.51 (12)	9.02 (19)	9.11 (36)	9.48 (26)	9.31 (37)	9.21 (43)	9.19 (46)
Area 4. Freedom to Trade Internationally	9.69 (1)	9.70 (1)	9.72 (1)	9.41 (1)	9.26 (1)	9.25 (1)	9.26 (1)
Area 5. Regulation	8.99 (1)	8.99 (1)	8.89 (1)	8.80 (1)	8.84 (1)	8.83 (2)	8.84 (2)
Unadjusted							
Summary Rating (Rank) ➤	**8.72** (1)	**8.73** (1)	**8.86** (1)	**9.05** (1)	**8.96** (1)	**8.92** (1)	**8.98** (1)
	Rating *(Data)*	Rating *(Data)*	Rating *(Data)*	Rating *(Data)*	Rating *(Data)*	Rating *(Data)*	Rating *(Data)*
Area 1. Size of Government	**9.75**	**9.31**	**9.35**	**9.08**	**8.93**	**8.95**	**9.38**
A. Government consumption	9.02 *(9.34)*	8.36 *(11.58)*	7.58 *(14.22)*	7.92 *(13.07)*	8.25 *(11.94)*	8.26 *(11.90)*	8.09 *(12.50)*
B. Transfers and subsidies	9.97 *(0.60)*	9.89 *(0.90)*	9.84 *(1.10)*	8.41 *(6.34)*	9.48 *(2.42)*	9.52 *(2.27)*	9.43 *(2.59)*
C. Government enterprises and investment	10.00 *(14.80)*	10.00 *(12.70)*	10.00 *(14.00)*	10.00 *(1.38)*	8.00 *(15.40)*	8.00 *(15.40)*	10.00 *(12.60)*
D. Top marginal tax rate	10.00	9.00	10.00	10.00	10.00	10.00	10.00
(i) Top marginal income tax rate	10.00 *(15)*	9.00 *(25)*	10.00 *(17)*	10.00 *(20)*	10.00 *(17)*	10.00 *(17)*	10.00 *(17)*
(ii) Top marginal income and payroll tax rate		9.00 *(25)*	10.00 *(17)*	10.00 *(20)*	10.00 *(17)*	10.00 *(17)*	10.00 *(17)*
Area 2. Legal System and Property Rights	**8.13**	**5.94**	**7.23**	**8.20**	**8.18**	**8.05**	**7.96**
A. Judicial independence			7.68	8.17	8.47	8.41	8.81
B. Impartial courts			8.85	8.31	7.70	7.46	7.84
C. Protection of property rights			6.30	8.73	8.54	8.50	8.50
D. Military interference in rule of law and politics			5.00	8.33	8.33	8.33	8.33
E. Integrity of the legal system			8.33	7.71	8.33	8.33	8.33
F. Legal enforcement of contracts				7.69	7.07	6.46	6.46
G. Regulatory restrictions on sale of real property				7.34	7.97	8.00	6.80
H. Reliability of police				8.59	8.71	8.60	8.79
I. Business costs of crime				8.94	8.51	8.38	7.80
Area 3. Sound Money	**8.51**	**9.02**	**9.11**	**9.48**	**9.31**	**9.21**	**9.19**
A. Money growth	9.04 *(4.80)*	8.36 *(8.20)*	9.46 *(-2.71)*	8.98 *(5.08)*	8.21 *(8.97)*	8.53 *(7.34)*	8.28 *(8.62)*
B. Standard deviation of inflation	7.99 *(5.03)*	8.86 *(2.85)*	7.73 *(5.68)*	9.10 *(2.25)*	9.50 *(1.24)*	9.38 *(1.56)*	9.29 *(1.78)*
C. Inflation: most recent year	7.01 *(14.96)*	8.86 *(5.71)*	9.25 *(-3.76)*	9.82 *(0.91)*	9.53 *(2.34)*	8.95 *(5.26)*	9.19 *(4.06)*
D. Freedom to own foreign currency bank accounts	10.00	10.00	10.00	10.00	10.00	10.00	10.00
Area 4. Freedom to Trade Internationally	**9.94**	**9.97**	**9.72**	**9.52**	**9.37**	**9.36**	**9.36**
A. Tariffs	9.83	9.91	9.93	10.00	10.00	10.00	10.00
(i) Revenue from trade taxes (% of trade sector)	9.67 *(0.50)*	9.73 *(0.40)*	9.80 *(0.30)*	10.00 *(0.00)*	9.99 *(0.02)*	9.99 *(0.02)*	9.99 *(0.02)*
(ii) Mean tariff rate	10.00 *(0.00)*	10.00 *(0.00)*	10.00 *(0.00)*	10.00 *(0.00)*	10.00 *(0.00)*	10.00 *(0.00)*	10.00 *(0.00)*
(iii) Standard deviation of tariff rates		10.00 *(0.00)*	10.00 *(0.00)*	10.00 *(0.00)*	10.00 *(0.00)*	10.00 *(0.00)*	10.00 *(0.00)*
B. Regulatory trade barriers			9.38	8.94	8.84	8.77	8.71
(i) Non-tariff trade barriers			8.94	8.60	8.25	8.10	8.08
(ii) Compliance cost of importing and exporting			9.83	9.29	9.43	9.43	9.35
C. Black-market exchange rates	10.00	10.00	10.00	10.00	10.00	10.00	10.00
D. Controls of the movement of capital and people	10.00	10.00	9.57	9.14	8.63	8.66	8.74
(i) Foreign ownership/investment restrictions			9.92	8.96	8.19	8.29	8.53
(ii) Capital controls	10.00	10.00	9.23	8.46	7.69	7.69	7.69
(iii) Freedom of foreigners to visit				10.00	10.00	10.00	10.00
Area 5. Regulation	**7.25**	**9.43**	**8.89**	**8.98**	**9.02**	**9.01**	**9.02**
A. Credit Market regulations	10.00	9.94	9.70	10.00	10.00	10.00	10.00
(i) Ownership of banks	10.00	10.00	10.00	10.00	10.00	10.00	10.00
(ii) Private sector credit		9.82	9.10	10.00	10.00	10.00	10.00
(iii) Interest rate controls/negative real interest rates	10.00	10.00	10.00	10.00	10.00	10.00	10.00
B. Labor Market regulations		8.92	8.55	9.15	9.29	9.29	9.33
(i) Hiring regulations and minimum wage				10.00	10.00	10.00	10.00
(ii) Hiring and firing regulations		8.83	7.55	6.90	7.78	7.95	8.05
(iii) Centralized collective bargaining	7.93	7.93	8.99	8.90	8.46	8.31	8.41
(iv) Hours regulations			7.68	10.00	10.00	10.00	10.00
(v) Mandated cost of worker dismissal				9.07	9.50	9.50	9.50
(vi) Conscription	10.00	10.00	10.00	10.00	10.00	10.00	10.00
C. Business regulations			8.40	7.80	7.77	7.74	7.73
(i) Administrative requirements			8.54	6.38	6.70	6.67	6.54
(ii) Bureaucracy costs			7.25	4.57	3.05	3.05	3.05
(iii) Starting a business			9.02	9.61	9.88	9.88	9.91
(iv) Extra payments/bribes/favoritism			8.81	8.80	8.09	7.93	8.02
(v) Licensing restrictions				8.35	9.79	9.80	9.73
(vi) Cost of tax compliance				9.10	9.10	9.13	9.13

Hungary

	1980	1990	2000	2005	2010	2011	2012
Chain-Linked	Rating (Rank)	Rating (Rank)	Rating (Rank)	Rating (Rank)	Rating (Rank)	Rating (Rank)	Rating (Rank)
Summary Rating (Rank) ➤	**3.94** (86)	**5.04** (79)	**6.56** (65)	**7.23** (50)	**7.30** (40)	**7.38** (40)	**7.32** (44)
Area 1. Size of Government	2.58 (99)	2.94 (109)	3.85 (111)	4.64 (107)	4.94 (105)	5.64 (87)	5.72 (84)
Area 2. Legal System and Property Rights		7.25 (23)	7.01 (39)	6.89 (41)	6.56 (47)	6.39 (51)	6.35 (48)
Area 3. Sound Money	6.48 (41)	5.75 (81)	7.16 (74)	9.44 (30)	9.60 (17)	9.61 (10)	9.52 (19)
Area 4. Freedom to Trade Internationally	2.31 (73)	4.22 (72)	7.59 (52)	7.92 (30)	7.90 (33)	7.68 (42)	7.59 (44)
Area 5. Regulation	4.13 (87)	4.88 (83)	7.18 (32)	7.29 (34)	7.52 (20)	7.60 (19)	7.48 (29)
Unadjusted							
Summary Rating (Rank) ➤	**4.07** (85)	**4.89** (82)	**6.56** (61)	**7.21** (52)	**7.28** (50)	**7.36** (43)	**7.30** (50)
	Rating *(Data)*	Rating *(Data)*	Rating *(Data)*	Rating *(Data)*	Rating *(Data)*	Rating *(Data)*	Rating *(Data)*
Area 1. Size of Government	**3.77**	**2.94**	**3.85**	**4.64**	**4.94**	**5.64**	**5.72**
A. Government consumption	7.53 *(14.40)*	7.43 *(14.75)*	7.86 *(13.27)*	3.19 *(29.15)*	3.21 *(29.07)*	3.44 *(28.31)*	3.79 *(27.12)*
B. Transfers and subsidies		2.32 *(28.70)*	5.04 *(18.71)*	4.86 *(19.36)*	4.55 *(20.52)*	4.62 *(20.23)*	4.59 *(20.34)*
C. Government enterprises and investment	0.00 *(92.60)*	0.00 *(68.50)*	0.00 *(68.50)*	8.00 *(17.23)*	8.00 *(18.43)*	8.00 *(16.99)*	8.00 *(19.71)*
D. Top marginal tax rate		2.00	2.50	2.50	4.00	6.50	6.50
(i) Top marginal income tax rate		3.00 *(50)*	5.00 *(40)*	5.00 *(38)*	7.00 *(32)*	10.00 *(16)*	10.00 *(16)*
(ii) Top marginal income and payroll tax rate		1.00 *(60)*	0.00 *(62)*	0.00 *(64)*	1.00 *(56)*	3.00 *(46)*	3.00 *(46)*
Area 2. Legal System and Property Rights		**7.25**	**7.01**	**6.66**	**6.34**	**6.18**	**6.14**
A. Judicial independence			6.51	5.38	4.87	4.49	4.76
B. Impartial courts			6.35	5.36	3.42	2.96	2.91
C. Protection of property rights			5.53	7.44	5.54	4.70	4.50
D. Military interference in rule of law and politics			10.00	10.00	10.00	10.00	10.00
E. Integrity of the legal system			6.67	6.67	6.67	6.67	6.67
F. Legal enforcement of contracts				7.15	6.58	6.58	6.58
G. Regulatory restrictions on sale of real property				4.91	8.04	8.04	8.04
H. Reliability of police				5.94	5.41	5.40	5.35
I. Business costs of crime				7.07	6.52	6.75	6.43
Area 3. Sound Money	**6.48**	**5.75**	**7.16**	**9.44**	**9.60**	**9.61**	**9.52**
A. Money growth	8.26 *(8.70)*	7.33 *(13.34)*	7.62 *(11.91)*	9.49 *(2.55)*	9.76 *(1.19)*	9.66 *(1.69)*	9.47 *(2.65)*
B. Standard deviation of inflation	8.87 *(2.82)*	6.87 *(7.83)*	7.97 *(5.08)*	8.98 *(2.54)*	9.60 *(1.01)*	9.59 *(1.03)*	9.76 *(0.61)*
C. Inflation: most recent year	8.79 *(6.03)*	8.82 *(5.91)*	8.04 *(9.80)*	9.29 *(3.55)*	9.02 *(4.88)*	9.21 *(3.96)*	8.86 *(5.71)*
D. Freedom to own foreign currency bank accounts	0.00	0.00	5.00	10.00	10.00	10.00	10.00
Area 4. Freedom to Trade Internationally	**2.22**	**3.90**	**7.59**	**7.98**	**7.96**	**7.74**	**7.65**
A. Tariffs	6.67	6.09	7.31	8.39	8.34	8.27	8.21
(i) Revenue from trade taxes (% of trade sector)	6.67 *(5.00)*	6.57 *(5.14)*	9.45 *(0.83)*	9.59 *(0.62)*	9.63 *(0.55)*	9.66 *(0.51)*	9.63 *(0.55)*
(ii) Mean tariff rate			8.36 *(8.20)*	9.46 *(2.70)*	8.98 *(5.10)*	8.94 *(5.30)*	8.90 *(5.50)*
(iii) Standard deviation of tariff rates		5.60 *(11.00)*	4.12 *(14.70)*	6.13 *(9.67)*	6.41 *(8.98)*	6.23 *(9.43)*	6.11 *(9.74)*
B. Regulatory trade barriers			8.52	7.45	7.66	6.93	6.74
(i) Non-tariff trade barriers			8.20	7.30	7.62	6.30	5.92
(ii) Compliance cost of importing and exporting			8.83	7.59	7.70	7.55	7.55
C. Black-market exchange rates	0.00	5.60	10.00	10.00	10.00	10.00	10.00
D. Controls of the movement of capital and people	0.00	0.00	4.53	6.10	5.86	5.75	5.63
(i) Foreign ownership/investment restrictions			8.29	7.86	7.16	6.82	6.48
(ii) Capital controls	0.00	0.00	0.77	3.85	3.85	3.85	3.85
(iii) Freedom of foreigners to visit				6.58	6.58	6.58	6.58
Area 5. Regulation	**3.82**	**4.61**	**7.18**	**7.31**	**7.54**	**7.63**	**7.50**
A. Credit Market regulations	3.56	4.40	8.87	8.64	9.35	10.00	9.60
(i) Ownership of banks	0.00	2.00	8.00	10.00	10.00	10.00	10.00
(ii) Private sector credit	4.68	5.21	8.62	5.92	8.06	10.00	8.79
(iii) Interest rate controls/negative real interest rates	6.00	6.00	10.00	10.00	10.00	10.00	10.00
B. Labor Market regulations			5.59	6.84	7.28	6.84	6.78
(i) Hiring regulations and minimum wage			4.65	8.90	7.23	7.23	7.23
(ii) Hiring and firing regulations		7.07	5.50	4.62	5.29	5.32	5.23
(iii) Centralized collective bargaining			6.97	7.49	7.38	6.73	6.46
(iv) Hours regulations			5.85	3.30	6.00	4.00	4.00
(v) Mandated cost of worker dismissal				6.76	7.76	7.76	7.76
(vi) Conscription	0.00	1.00	5.00	10.00	10.00	10.00	10.00
C. Business regulations			7.08	6.46	5.99	6.04	6.12
(i) Administrative requirements			7.42	3.03	2.23	2.24	2.40
(ii) Bureaucracy costs			6.18	6.58	2.96	2.96	2.96
(iii) Starting a business			7.37	8.32	9.76	9.72	9.72
(iv) Extra payments/bribes/favoritism			7.35	7.27	4.84	5.16	5.12
(v) Licensing restrictions				7.36	9.25	9.25	9.61
(vi) Cost of tax compliance				6.19	6.90	6.90	6.90

Iceland

	1980	1990	2000	2005	2010	2011	2012
Chain-Linked	Rating (Rank)	Rating (Rank)	Rating (Rank)	Rating (Rank)	Rating (Rank)	Rating (Rank)	Rating (Rank)
Summary Rating (Rank) ➤	**5.25** (54)	**6.95** (24)	**8.04** (11)	**8.10** (10)	**7.01** (61)	**7.23** (51)	**7.40** (37)
Area 1. Size of Government	5.02 (52)	5.91 (47)	6.07 (69)	6.90 (52)	4.83 (108)	4.98 (105)	5.07 (102)
Area 2. Legal System and Property Rights	6.83 (21)	8.35 (12)	9.03 (12)	9.27 (4)	8.53 (15)	8.44 (15)	8.37 (14)
Area 3. Sound Money	2.62 (101)	7.08 (40)	9.18 (34)	8.75 (53)	8.42 (63)	9.27 (40)	9.20 (45)
Area 4. Freedom to Trade Internationally	5.65 (39)	6.72 (37)	8.24 (36)	7.00 (67)	6.33 (87)	6.46 (84)	6.65 (80)
Area 5. Regulation	6.34 (27)	6.72 (26)	7.69 (10)	8.54 (4)	6.91 (49)	7.00 (53)	7.65 (19)
Unadjusted							
Summary Rating (Rank) ➤	**5.15** (57)	**6.92** (25)	**8.04** (11)	**8.13** (9)	**7.04** (68)	**7.26** (49)	**7.43** (37)
	Rating *(Data)*	Rating *(Data)*	Rating *(Data)*	Rating *(Data)*	Rating *(Data)*	Rating *(Data)*	Rating *(Data)*
Area 1. Size of Government	**5.12**	**6.03**	**6.07**	**6.90**	**4.83**	**4.98**	**5.07**
A. Government consumption	5.23 *(22.21)*	4.74 *(23.87)*	3.44 *(28.31)*	3.22 *(29.04)*	1.88 *(33.60)*	2.15 *(32.70)*	2.35 *(32.00)*
B. Transfers and subsidies	7.25 *(10.60)*	7.38 *(10.10)*	8.34 *(6.60)*	7.86 *(8.35)*	7.42 *(9.95)*	7.26 *(10.54)*	7.42 *(9.98)*
C. Government enterprises and investment	8.00 *(15.30)*	7.00 *(22.20)*	7.00 *(24.80)*	10.00 *(10.92)*	7.00 *(20.00)*	7.00 *(20.00)*	7.00 *(20.00)*
D. Top marginal tax rate	0.00	5.00	5.50	6.50	3.00	3.50	3.50
(i) Top marginal income tax rate	0.00 *(63)*	5.00 *(40)*	6.00 *(45)*	7.00 *(39)*	4.00 *(46)*	4.00 *(46)*	4.00 *(46)*
(ii) Top marginal income and payroll tax rate			5.00 *(48)*	6.00 *(42)*	2.00 *(56)*	3.00 *(52)*	3.00 *(52)*
Area 2. Legal System and Property Rights	**6.83**	**8.35**	**9.03**	**9.05**	**8.33**	**8.24**	**8.17**
A. Judicial independence			8.52	8.39	8.05	7.91	7.60
B. Impartial courts			9.02	8.94	6.30	6.01	6.00
C. Protection of property rights			7.62	9.44	6.96	6.86	6.97
D. Military interference in rule of law and politics			10.00	10.00	10.00	10.00	10.00
E. Integrity of the legal system			10.00	10.00	10.00	10.00	10.00
F. Legal enforcement of contracts				7.13	6.82	6.82	6.78
G. Regulatory restrictions on sale of real property				9.14	9.14	9.14	9.14
H. Reliability of police				8.83	8.79	8.62	8.52
I. Business costs of crime				9.60	8.94	8.83	8.55
Area 3. Sound Money	**2.62**	**7.08**	**9.18**	**8.75**	**8.42**	**9.27**	**9.20**
A. Money growth	3.57 *(32.16)*	5.77 *(21.13)*	8.16 *(9.21)*	7.06 *(14.68)*	5.78 *(21.09)*	9.22 *(3.92)*	9.39 *(-3.04)*
B. Standard deviation of inflation	6.92 *(7.70)*	8.81 *(2.97)*	9.61 *(0.97)*	8.76 *(3.11)*	9.00 *(2.51)*	8.65 *(3.37)*	8.44 *(3.89)*
C. Inflation: most recent year	0.00 *(52.48)*	3.74 *(31.30)*	8.97 *(5.16)*	9.17 *(4.16)*	8.92 *(5.40)*	9.20 *(4.00)*	8.96 *(5.19)*
D. Freedom to own foreign currency bank accounts	0.00	10.00	10.00	10.00	10.00	10.00	10.00
Area 4. Freedom to Trade Internationally	**5.69**	**6.62**	**8.24**	**7.13**	**6.45**	**6.58**	**6.78**
A. Tariffs	6.87	7.86	8.02	6.05	6.51	6.48	6.68
(i) Revenue from trade taxes (% of trade sector)	5.67 *(6.50)*	7.34 *(3.99)*	9.65 *(0.53)*	9.69 *(0.46)*	9.75 *(0.38)*	9.73 *(0.41)*	9.73 *(0.40)*
(ii) Mean tariff rate	8.08 *(9.60)*	9.24 *(3.80)*	9.62 *(1.90)*	8.46 *(7.70)*	8.88 *(5.60)*	8.88 *(5.60)*	8.90 *(5.50)*
(iii) Standard deviation of tariff rates		7.00 *(7.50)*	4.80 *(13.00)*	0.00 *(38.65)*	0.91 *(22.74)*	0.84 *(22.90)*	1.40 *(21.51)*
B. Regulatory trade barriers			8.71	6.95	6.21	6.29	6.91
(i) Non-tariff trade barriers			8.25	5.86	4.73	4.88	5.06
(ii) Compliance cost of importing and exporting			9.17	8.03	7.70	7.70	8.76
C. Black-market exchange rates	8.20	10.00	10.00	10.00	9.48	10.00	10.00
D. Controls of the movement of capital and people	2.00	2.00	6.25	5.52	3.61	3.54	3.52
(i) Foreign ownership/investment restrictions			8.65	6.15	3.47	3.29	3.23
(ii) Capital controls	2.00	2.00	3.85	3.85	0.77	0.77	0.77
(iii) Freedom of foreigners to visit				6.58	6.58	6.58	6.58
Area 5. Regulation	**5.50**	**6.54**	**7.69**	**8.84**	**7.16**	**7.25**	**7.92**
A. Credit Market regulations	5.20	6.28	8.00	9.67	6.33	6.67	8.77
(i) Ownership of banks	2.00	2.00	5.00	10.00	10.00	10.00	10.00
(ii) Private sector credit	9.61	8.83	10.00	10.00	0.00	0.00	6.32
(iii) Interest rate controls/negative real interest rates	4.00	8.00	9.00	9.00	9.00	10.00	10.00
B. Labor Market regulations		6.80	6.66	7.97	7.72	7.63	7.65
(i) Hiring regulations and minimum wage			4.76	6.70	5.57	5.57	5.57
(ii) Hiring and firing regulations		5.92	6.03	7.67	7.23	7.08	7.20
(iii) Centralized collective bargaining	4.49	4.49	5.48	6.67	5.51	5.11	5.14
(iv) Hours regulations			7.01	8.00	8.00	8.00	8.00
(v) Mandated cost of worker dismissal				8.79	10.00	10.00	10.00
(vi) Conscription	10.00	10.00	10.00	10.00	10.00	10.00	10.00
C. Business regulations			8.41	8.89	7.43	7.45	7.35
(i) Administrative requirements			6.98	7.24	5.24	5.34	4.89
(ii) Bureaucracy costs			8.43	8.57	3.18	3.18	3.18
(iii) Starting a business			8.25	9.76	9.76	9.77	9.79
(iv) Extra payments/bribes/favoritism			9.99	9.69	8.28	8.35	8.16
(v) Licensing restrictions				9.64	9.68	9.61	9.62
(vi) Cost of tax compliance				8.43	8.43	8.43	8.43

India

	1980	1990	2000	2005	2010	2011	2012
Chain-Linked	Rating (Rank)	Rating (Rank)	Rating (Rank)	Rating (Rank)	Rating (Rank)	Rating (Rank)	Rating (Rank)
Summary Rating (Rank) ➤	**5.35** (50)	**5.05** (78)	**6.32** (75)	**6.89** (63)	**6.47** (86)	**6.59** (80)	**6.65** (79)
Area 1. Size of Government	5.00 (53)	4.88 (76)	6.83 (41)	7.42 (38)	6.70 (55)	6.72 (57)	7.21 (38)
Area 2. Legal System and Property Rights	5.78 (36)	4.39 (72)	5.99 (59)	7.29 (32)	6.22 (53)	6.37 (52)	6.27 (50)
Area 3. Sound Money	6.29 (51)	6.63 (60)	6.88 (86)	6.84 (91)	6.42 (109)	6.67 (101)	6.73 (99)
Area 4. Freedom to Trade Internationally	4.41 (48)	3.92 (78)	5.51 (99)	6.35 (84)	6.54 (82)	6.55 (82)	6.46 (85)
Area 5. Regulation	5.28 (57)	5.35 (70)	6.40 (56)	6.66 (72)	6.57 (82)	6.74 (74)	6.65 (82)
Unadjusted							
Summary Rating (Rank) ➤	**5.15** (57)	**4.89** (82)	**6.32** (73)	**6.72** (76)	**6.31** (114)	**6.43** (108)	**6.49** (110)
	Rating *(Data)*	Rating *(Data)*	Rating *(Data)*	Rating *(Data)*	Rating *(Data)*	Rating *(Data)*	Rating *(Data)*
Area 1. Size of Government	**5.00**	**4.88**	**6.83**	**7.42**	**6.70**	**6.72**	**7.21**
A. Government consumption	8.34 *(11.65)*	7.15 *(15.68)*	6.74 *(17.10)*	6.95 *(16.38)*	6.82 *(16.81)*	6.74 *(17.10)*	6.74 *(17.10)*
B. Transfers and subsidies	8.66 *(5.40)*	8.37 *(6.50)*	8.59 *(5.66)*	8.74 *(5.14)*	8.97 *(4.28)*	9.13 *(3.70)*	9.11 *(3.76)*
C. Government enterprises and investment	2.00 *(46.70)*	2.00 *(42.30)*	4.00 *(31.40)*	7.00 *(24.22)*	4.00 *(24.50)*	4.00 *(24.10)*	5.00 *(25.69)*
D. Top marginal tax rate	1.00	2.00	8.00	7.00	7.00	7.00	8.00
(i) Top marginal income tax rate	1.00 *(60)*	2.00 *(53)*	8.00 *(30)*	7.00 *(34)*	7.00 *(31)*	7.00 *(31)*	8.00 *(30)*
(ii) Top marginal income and payroll tax rate		2.00 *(53)*	8.00 *(30)*	7.00 *(34)*	7.00 *(31)*	7.00 *(31)*	8.00 *(30)*
Area 2. Legal System and Property Rights	**5.78**	**4.39**	**5.99**	**6.51**	**5.55**	**5.68**	**5.60**
A. Judicial independence			7.01	8.16	5.57	5.87	6.24
B. Impartial courts			8.02	6.87	4.69	4.82	4.66
C. Protection of property rights			3.27	7.88	5.49	5.64	5.63
D. Military interference in rule of law and politics			5.00	6.67	6.67	6.67	6.67
E. Integrity of the legal system			6.67	6.67	6.67	6.67	6.67
F. Legal enforcement of contracts				2.59	2.59	2.59	2.59
G. Regulatory restrictions on sale of real property				6.28	6.77	6.77	6.87
H. Reliability of police				5.83	5.15	5.45	4.95
I. Business costs of crime				7.60	6.36	6.66	6.08
Area 3. Sound Money	**6.29**	**6.63**	**6.88**	**6.84**	**6.42**	**6.67**	**6.73**
A. Money growth	9.36 *(3.22)*	8.58 *(7.08)*	9.03 *(4.86)*	8.41 *(7.97)*	8.93 *(5.35)*	9.30 *(3.52)*	9.42 *(2.91)*
B. Standard deviation of inflation	8.10 *(4.76)*	9.42 *(1.45)*	9.29 *(1.77)*	9.79 *(0.53)*	9.13 *(2.17)*	9.15 *(2.13)*	9.35 *(1.61)*
C. Inflation: most recent year	7.69 *(11.54)*	8.50 *(7.52)*	9.20 *(4.01)*	9.15 *(4.25)*	7.60 *(11.99)*	8.23 *(8.86)*	8.14 *(9.31)*
D. Freedom to own foreign currency bank accounts	0.00	0.00	0.00	0.00	0.00	0.00	0.00
Area 4. Freedom to Trade Internationally	**3.00**	**2.67**	**5.51**	**6.07**	**6.25**	**6.26**	**6.17**
A. Tariffs	0.00	0.00	4.34	5.59	6.38	6.47	6.07
(i) Revenue from trade taxes (% of trade sector)	0.00 *(15.50)*	0.00 *(21.10)*	4.49 *(8.26)*	7.15 *(4.27)*	7.67 *(3.50)*	7.92 *(3.12)*	7.75 *(3.37)*
(ii) Mean tariff rate	0.00 *(74.30)*	0.00 *(79.20)*	3.50 *(32.50)*	6.60 *(17.00)*	7.48 *(12.60)*	7.48 *(12.60)*	7.26 *(13.70)*
(iii) Standard deviation of tariff rates		0.00 *(45.20)*	5.04 *(12.40)*	3.01 *(17.47)*	4.00 *(14.99)*	4.00 *(14.99)*	3.20 *(16.99)*
B. Regulatory trade barriers			5.67	6.13	6.45	6.48	6.60
(i) Non-tariff trade barriers			5.35	6.91	5.33	5.39	5.63
(ii) Compliance cost of importing and exporting			5.99	5.34	7.57	7.57	7.57
C. Black-market exchange rates	9.00	8.00	10.00	10.00	10.00	10.00	10.00
D. Controls of the movement of capital and people	0.00	0.00	2.02	2.58	2.16	2.10	2.03
(i) Foreign ownership/investment restrictions			4.05	7.40	6.13	5.97	5.74
(ii) Capital controls	0.00	0.00	0.00	0.00	0.00	0.00	0.00
(iii) Freedom of foreigners to visit				0.34	0.34	0.34	0.34
Area 5. Regulation	**5.68**	**5.87**	**6.40**	**6.74**	**6.65**	**6.83**	**6.74**
A. Credit Market regulations	5.22	5.49	6.82	7.01	6.60	7.00	6.92
(i) Ownership of banks	0.00	0.00	2.00	2.00	2.00	2.00	2.00
(ii) Private sector credit	7.67	8.46	8.45	9.04	8.79	9.00	8.76
(iii) Interest rate controls/negative real interest rates	8.00	8.00	10.00	10.00	9.00	10.00	10.00
B. Labor Market regulations		6.26	6.05	7.27	8.05	8.02	8.11
(i) Hiring regulations and minimum wage			4.35	10.00	10.00	10.00	10.00
(ii) Hiring and firing regulations		2.56	1.70	3.31	4.98	4.93	5.24
(iii) Centralized collective bargaining	6.21	6.21	7.72	7.47	7.02	6.90	7.15
(iv) Hours regulations			6.50	8.00	10.00	10.00	10.00
(v) Mandated cost of worker dismissal				4.81	6.30	6.30	6.30
(vi) Conscription	10.00	10.00	10.00	10.00	10.00	10.00	10.00
C. Business regulations			6.32	5.94	5.30	5.46	5.18
(i) Administrative requirements			7.37	3.23	3.29	3.40	3.47
(ii) Bureaucracy costs			7.40	5.17	5.10	5.10	5.10
(iii) Starting a business			5.93	7.03	8.09	8.15	8.23
(iv) Extra payments/bribes/favoritism			4.57	6.62	3.92	3.88	3.60
(v) Licensing restrictions				6.58	4.26	4.96	3.40
(vi) Cost of tax compliance				7.04	7.15	7.28	7.28

Indonesia

	1980	1990	2000	2005	2010	2011	2012
Chain-Linked	Rating (Rank)	Rating (Rank)	Rating (Rank)	Rating (Rank)	Rating (Rank)	Rating (Rank)	Rating (Rank)
Summary Rating (Rank) ➤	**5.06** (60)	**6.52** (31)	**6.07** (84)	**6.61** (73)	**7.02** (60)	**7.05** (60)	**7.03** (61)
Area 1. Size of Government	5.27 (45)	7.13 (16)	7.57 (21)	7.59 (30)	7.90 (20)	7.79 (26)	7.72 (26)
Area 2. Legal System and Property Rights	3.41 (61)	4.72 (63)	3.36 (112)	4.19 (98)	4.38 (93)	4.49 (92)	4.56 (87)
Area 3. Sound Money	6.54 (38)	8.76 (23)	6.20 (103)	7.39 (81)	8.99 (47)	9.08 (48)	8.91 (53)
Area 4. Freedom to Trade Internationally	5.62 (40)	6.13 (41)	7.15 (65)	7.30 (54)	7.07 (64)	7.08 (65)	7.10 (58)
Area 5. Regulation	4.42 (83)	5.73 (55)	6.04 (81)	6.68 (71)	6.84 (61)	6.86 (63)	6.96 (57)
Unadjusted							
Summary Rating (Rank) ➤	**4.90** (62)	**6.23** (37)	**6.07** (82)	**6.48** (87)	**6.88** (79)	**6.91** (79)	**6.89** (80)
	Rating *(Data)*	Rating *(Data)*	Rating *(Data)*	Rating *(Data)*	Rating *(Data)*	Rating *(Data)*	Rating *(Data)*
Area 1. Size of Government	**5.27**	**7.13**	**7.57**	**7.59**	**7.90**	**7.79**	**7.72**
A. Government consumption	6.84 *(16.75)*	7.93 *(13.04)*	8.98 *(9.47)*	8.47 *(11.19)*	7.72 *(13.75)*	7.62 *(14.10)*	7.65 *(14.00)*
B. Transfers and subsidies	9.24 *(3.30)*	9.59 *(2.00)*	8.30 *(6.73)*	8.90 *(4.55)*	9.36 *(2.84)*	9.03 *(4.06)*	8.72 *(5.20)*
C. Government enterprises and investment	2.00 *(49.50)*	4.00 *(32.50)*	7.00 *(20.70)*	7.00 *(20.70)*	7.00	7.00	7.00
D. Top marginal tax rate	3.00	7.00	6.00	6.00	7.50	7.50	7.50
(i) Top marginal income tax rate	3.00 *(50)*	7.00 *(35)*	7.00 *(35)*	7.00 *(35)*	8.00 *(30)*	8.00 *(30)*	8.00 *(30)*
(ii) Top marginal income and payroll tax rate		7.00 *(35)*	5.00 *(40)*	5.00 *(40)*	7.00 *(35)*	7.00 *(35)*	7.00 *(35)*
Area 2. Legal System and Property Rights	**3.41**	**4.72**	**3.36**	**4.29**	**4.48**	**4.59**	**4.66**
A. Judicial independence			3.01	3.01	4.33	4.28	4.43
B. Impartial courts			4.01	3.92	4.53	4.62	4.85
C. Protection of property rights			3.13	4.59	4.94	5.09	5.11
D. Military interference in rule of law and politics			3.33	4.17	4.17	4.17	4.17
E. Integrity of the legal system			3.33	5.00	5.00	5.00	5.00
F. Legal enforcement of contracts				1.17	1.17	1.71	1.71
G. Regulatory restrictions on sale of real property				5.81	6.03	6.03	6.00
H. Reliability of police				3.51	4.56	4.85	5.04
I. Business costs of crime				7.40	5.57	5.52	5.63
Area 3. Sound Money	**6.54**	**8.76**	**6.20**	**7.39**	**8.99**	**9.08**	**8.91**
A. Money growth	6.30 *(18.49)*	8.03 *(9.87)*	5.56 *(22.19)*	8.45 *(7.76)*	8.66 *(6.70)*	9.14 *(4.28)*	8.55 *(7.27)*
B. Standard deviation of inflation	6.07 *(9.82)*	7.86 *(5.35)*	0.00 *(27.72)*	8.21 *(4.48)*	8.32 *(4.21)*	8.27 *(4.34)*	7.94 *(5.15)*
C. Inflation: most recent year	3.80 *(30.99)*	9.14 *(4.28)*	9.26 *(3.72)*	7.91 *(10.45)*	8.97 *(5.13)*	8.93 *(5.36)*	9.14 *(4.28)*
D. Freedom to own foreign currency bank accounts	10.00	10.00	10.00	5.00	10.00	10.00	10.00
Area 4. Freedom to Trade Internationally	**5.24**	**5.29**	**7.15**	**6.99**	**6.77**	**6.78**	**6.80**
A. Tariffs	6.13	5.88	7.88	7.93	7.89	7.80	7.85
(i) Revenue from trade taxes (% of trade sector)	8.07 *(2.90)*	8.39 *(2.41)*	9.65 *(0.53)*	9.38 *(0.93)*	9.48 *(0.78)*	9.05 *(1.42)*	9.05 *(1.42)*
(ii) Mean tariff rate	4.20 *(29.00)*	5.94 *(20.30)*	8.32 *(8.40)*	8.70 *(6.50)*	8.64 *(6.80)*	8.60 *(7.00)*	8.60 *(7.00)*
(iii) Standard deviation of tariff rates		3.32 *(16.70)*	5.68 *(10.80)*	5.72 *(10.70)*	5.54 *(11.15)*	5.74 *(10.64)*	5.88 *(10.29)*
B. Regulatory trade barriers			5.91	6.30	6.29	6.39	6.40
(i) Non-tariff trade barriers			3.82	6.41	5.53	5.48	5.51
(ii) Compliance cost of importing and exporting			8.00	6.20	7.05	7.30	7.30
C. Black-market exchange rates	9.60	10.00	10.00	10.00	10.00	10.00	10.00
D. Controls of the movement of capital and people	0.00	0.00	4.83	3.72	2.92	2.93	2.94
(i) Foreign ownership/investment restrictions			8.12	8.36	5.98	5.99	6.05
(ii) Capital controls	0.00	0.00	1.54	1.54	1.54	1.54	1.54
(iii) Freedom of foreigners to visit				1.25	1.25	1.25	1.25
Area 5. Regulation	**4.05**	**5.25**	**6.04**	**6.12**	**6.27**	**6.29**	**6.38**
A. Credit Market regulations	3.18	7.33	7.71	8.11	8.09	8.09	8.20
(i) Ownership of banks	0.00	2.00	5.00	5.00	5.00	5.00	5.00
(ii) Private sector credit	7.53	10.00	8.13	9.34	9.28	9.28	9.59
(iii) Interest rate controls/negative real interest rates	2.00	10.00	10.00	10.00	10.00	10.00	10.00
B. Labor Market regulations			4.97	4.93	4.66	4.70	4.78
(i) Hiring regulations and minimum wage			4.62	2.80	2.23	2.23	2.23
(ii) Hiring and firing regulations		5.56	3.20	4.49	5.28	5.29	5.45
(iii) Centralized collective bargaining			6.18	7.30	5.47	5.66	5.97
(iv) Hours regulations			5.85	10.00	10.00	10.00	10.00
(v) Mandated cost of worker dismissal				0.00	0.00	0.00	0.00
(vi) Conscription	3.00	0.00	5.00	5.00	5.00	5.00	5.00
C. Business regulations			5.45	5.31	6.07	6.08	6.17
(i) Administrative requirements			6.95	6.26	4.28	4.54	4.88
(ii) Bureaucracy costs			5.30	5.85	4.77	4.77	4.77
(iii) Starting a business			5.63	5.85	8.22	8.12	8.12
(iv) Extra payments/bribes/favoritism			3.91	3.13	3.95	3.81	3.95
(v) Licensing restrictions				7.24	8.15	8.17	8.18
(vi) Cost of tax compliance				3.54	7.02	7.10	7.10

Iran

	1980	1990	2000	2005	2010	2011	2012
Chain-Linked	Rating (Rank)	Rating (Rank)	Rating (Rank)	Rating (Rank)	Rating (Rank)	Rating (Rank)	Rating (Rank)
Summary Rating (Rank) ➤	**3.36** (97)	**4.39** (96)	**5.90** (91)	**6.48** (78)	**6.53** (82)	**6.15** (98)	**5.31** (114)
Area 1. Size of Government	3.42 (91)	5.06 (72)	4.92 (93)	6.32 (77)	6.42 (62)	6.08 (75)	6.40 (66)
Area 2. Legal System and Property Rights	1.76 (88)	2.20 (105)	6.62 (48)	6.44 (55)	6.40 (51)	6.47 (49)	6.14 (54)
Area 3. Sound Money	6.90 (30)	8.99 (21)	8.00 (59)	8.06 (68)	8.68 (59)	7.56 (84)	6.48 (110)
Area 4. Freedom to Trade Internationally	0.98 (86)	2.05 (97)	5.73 (95)	5.80 (92)	5.13 (113)	5.17 (114)	2.62 (121)
Area 5. Regulation	3.86 (90)	3.65 (104)	4.23 (119)	5.70 (101)	5.89 (105)	5.41 (113)	4.84 (119)
Unadjusted							
Summary Rating (Rank) ➤	**3.61** (97)	**4.39** (97)	**5.90** (99)	**6.36** (97)	**6.27** (119)	**5.91** (134)	**5.10** (147)
	Rating *(Data)*	Rating *(Data)*	Rating *(Data)*	Rating *(Data)*	Rating *(Data)*	Rating *(Data)*	Rating *(Data)*
Area 1. Size of Government	**4.56**	**5.06**	**4.92**	**6.32**	**6.42**	**6.08**	**6.40**
A. Government consumption	3.44 *(28.29)*	7.30 *(15.17)*	4.68 *(24.10)*	5.51 *(21.28)*	6.68 *(17.28)*	5.35 *(21.82)*	6.62 *(17.50)*
B. Transfers and subsidies	8.23 *(7.00)*	8.94 *(4.40)*	9.52 *(2.26)*	8.27 *(6.85)*	7.99 *(7.88)*	7.99 *(7.88)*	7.99 *(7.88)*
C. Government enterprises and investment	2.00 *(44.50)*	4.00 *(32.50)*	4.00 *(33.60)*	4.00 *(33.70)*	4.00 *(35.30)*	4.00 *(35.30)*	4.00 *(35.30)*
D. Top marginal tax rate		0.00	1.50	7.50	7.00	7.00	7.00
(i) Top marginal income tax rate		0.00 *(75)*	2.00 *(54)*	8.00 *(35)*	7.00 *(35)*	7.00 *(35)*	7.00 *(35)*
(ii) Top marginal income and payroll tax rate		0.00 *(75)*	1.00 *(57)*	7.00 *(37)*	7.00 *(37)*	7.00 *(37)*	7.00 *(37)*
Area 2. Legal System and Property Rights	**1.76**	**2.20**	**6.62**	**6.11**	**5.78**	**5.85**	**5.55**
A. Judicial independence					4.69	4.94	4.45
B. Impartial courts			4.86	4.20	3.76	3.95	3.46
C. Protection of property rights					5.63	5.98	5.51
D. Military interference in rule of law and politics			8.33	8.33	8.33	7.50	7.50
E. Integrity of the legal system			6.67	6.67	6.67	6.67	6.67
F. Legal enforcement of contracts				5.51	5.63	5.63	5.63
G. Regulatory restrictions on sale of real property				5.84	5.87	5.87	5.84
H. Reliability of police					5.77	5.85	5.52
I. Business costs of crime					5.70	6.23	5.38
Area 3. Sound Money	**6.90**	**8.99**	**8.00**	**8.06**	**8.68**	**7.56**	**6.48**
A. Money growth	4.64 *(26.80)*	8.19 *(9.07)*	7.15 *(14.27)*	7.69 *(11.57)*	9.80 *(-1.02)*	9.80 *(-1.02)*	9.80 *(-1.02)*
B. Standard deviation of inflation	7.66 *(5.85)*	8.73 *(3.17)*	7.73 *(5.67)*	7.23 *(6.93)*	6.94 *(7.66)*	6.23 *(9.43)*	6.13 *(9.68)*
C. Inflation: most recent year	5.32 *(23.41)*	9.05 *(4.73)*	7.10 *(14.48)*	7.31 *(13.43)*	7.97 *(10.14)*	4.20 *(29.00)*	0.00 *(110.00)*
D. Freedom to own foreign currency bank accounts	10.00	10.00	10.00	10.00	10.00	10.00	10.00
Area 4. Freedom to Trade Internationally	**0.98**	**2.05**	**5.73**	**5.62**	**5.05**	**5.09**	**2.58**
A. Tariffs	2.93	6.15	8.34	6.92	4.11	4.07	4.07
(i) Revenue from trade taxes (% of trade sector)	0.00 *(17.00)*	6.43 *(5.35)*	7.67 *(3.49)*	7.59 *(3.62)*	7.52 *(3.72)*	7.52 *(3.72)*	7.52 *(3.72)*
(ii) Mean tariff rate	5.86 *(20.70)*	5.86 *(20.70)*	9.02 *(4.90)*	6.26 *(18.70)*	4.80 *(26.00)*	4.68 *(26.60)*	4.68 *(26.60)*
(iii) Standard deviation of tariff rates			8.32 *(4.20)*		0.00 *(28.08)*	0.00 *(28.20)*	0.00 *(28.20)*
B. Regulatory trade barriers				5.55	5.06	5.25	5.32
(i) Non-tariff trade barriers					4.05	4.44	4.89
(ii) Compliance cost of importing and exporting				5.55	6.07	6.07	5.76
C. Black-market exchange rates	0.00	0.00	8.86	10.00	10.00	10.00	0.00
D. Controls of the movement of capital and people	0.00	0.00	0.00	0.00	1.04	1.04	0.95
(i) Foreign ownership/investment restrictions					3.11	3.13	2.84
(ii) Capital controls	0.00	0.00	0.00	0.00	0.00	0.00	0.00
(iii) Freedom of foreigners to visit				0.00	0.00	0.00	0.00
Area 5. Regulation	**3.86**	**3.65**	**4.23**	**5.69**	**5.44**	**5.00**	**4.47**
A. Credit Market regulations	2.68	3.13	4.67	6.22	5.97	4.57	3.12
(i) Ownership of banks	0.00	0.00	0.00	0.00	0.00	0.00	0.00
(ii) Private sector credit	8.03	9.38	10.00	9.65	8.92	8.70	9.35
(iii) Interest rate controls/negative real interest rates	0.00	0.00	4.00	9.00	9.00	5.00	0.00
B. Labor Market regulations				4.53	4.63	4.65	4.61
(i) Hiring regulations and minimum wage				8.90	7.77	7.77	7.77
(ii) Hiring and firing regulations					4.39	4.48	4.04
(iii) Centralized collective bargaining					4.11	4.14	4.34
(iv) Hours regulations				7.30	8.00	8.00	8.00
(v) Mandated cost of worker dismissal				1.93	2.52	2.52	2.52
(vi) Conscription	3.00	0.00	0.00	0.00	1.00	1.00	1.00
C. Business regulations				6.32	5.70	5.78	5.69
(i) Administrative requirements					3.04	3.10	3.07
(ii) Bureaucracy costs					5.58	5.58	5.58
(iii) Starting a business				9.04	9.70	9.55	9.45
(iv) Extra payments/bribes/favoritism					4.71	5.06	4.62
(v) Licensing restrictions				3.76	5.06	5.22	5.30
(vi) Cost of tax compliance				6.14	6.14	6.14	6.14

Ireland

	1980	1990	2000	2005	2010	2011	2012
Chain-Linked	Rating (Rank)	Rating (Rank)	Rating (Rank)	Rating (Rank)	Rating (Rank)	Rating (Rank)	Rating (Rank)
Summary Rating (Rank) ➤	**6.47** (19)	**7.13** (20)	**8.20** (9)	**8.40** (4)	**7.72** (16)	**7.76** (14)	**7.96** (8)
Area 1. Size of Government	4.67 (66)	5.56 (61)	6.13 (62)	6.64 (63)	4.77 (109)	4.75 (108)	5.18 (100)
Area 2. Legal System and Property Rights	7.08 (17)	7.73 (17)	8.97 (14)	8.75 (14)	8.85 (8)	8.99 (6)	9.00 (5)
Area 3. Sound Money	5.93 (69)	6.80 (55)	9.43 (25)	9.65 (7)	9.48 (24)	9.59 (13)	9.67 (8)
Area 4. Freedom to Trade Internationally	7.80 (13)	7.84 (22)	9.18 (11)	8.92 (4)	8.81 (5)	8.74 (5)	8.65 (6)
Area 5. Regulation	6.85 (17)	7.71 (7)	7.30 (25)	8.02 (12)	6.81 (64)	6.86 (61)	7.37 (35)
Unadjusted							
Summary Rating (Rank) ➤	**6.46** (18)	**7.06** (18)	**8.20** (9)	**8.23** (6)	**7.57** (20)	**7.61** (21)	**7.80** (14)
	Rating *(Data)*	Rating *(Data)*	Rating *(Data)*	Rating *(Data)*	Rating *(Data)*	Rating *(Data)*	Rating *(Data)*
Area 1. Size of Government	**4.67**	**5.56**	**6.13**	**6.64**	**4.77**	**4.75**	**5.18**
A. Government consumption	5.31 *(21.96)*	5.80 *(20.27)*	5.33 *(21.88)*	5.12 *(22.58)*	3.80 *(27.08)*	3.71 *(27.40)*	3.74 *(27.30)*
B. Transfers and subsidies	5.37 *(17.50)*	5.42 *(17.30)*	4.20 *(21.78)*	6.94 *(11.73)*	5.27 *(17.87)*	5.31 *(17.73)*	4.98 *(18.92)*
C. Government enterprises and investment	7.00 *(24.60)*	10.00 *(11.10)*	10.00 *(14.30)*	10.00 *(13.33)*	6.00 *(29.20)*	6.00 *(25.66)*	8.00 *(19.11)*
D. Top marginal tax rate	1.00	1.00	5.00	4.50	4.00	4.00	4.00
(i) Top marginal income tax rate	1.00 *(60)*	1.00 *(56)*	5.00 *(42)*	5.00 *(42)*	5.00 *(41)*	5.00 *(41)*	5.00 *(41)*
(ii) Top marginal income and payroll tax rate		1.00 *(57)*	5.00 *(42)*	4.00 *(49)*	3.00 *(55)*	3.00 *(53)*	3.00 *(53)*
Area 2. Legal System and Property Rights	**7.08**	**7.73**	**8.97**	**7.71**	**7.79**	**7.92**	**7.93**
A. Judicial independence			8.68	8.57	8.78	8.88	8.92
B. Impartial courts			9.19	7.10	5.81	5.91	6.18
C. Protection of property rights			7.00	9.00	8.31	7.97	7.87
D. Military interference in rule of law and politics			10.00	10.00	10.00	10.00	10.00
E. Integrity of the legal system			10.00	10.00	10.00	10.00	10.00
F. Legal enforcement of contracts				4.95	3.93	3.93	3.93
G. Regulatory restrictions on sale of real property				5.90	7.15	8.46	8.45
H. Reliability of police				7.19	8.39	8.36	8.53
I. Business costs of crime				6.71	7.79	7.73	7.47
Area 3. Sound Money	**5.93**	**6.80**	**9.43**	**9.65**	**9.48**	**9.59**	**9.67**
A. Money growth	8.07 *(9.64)*	9.25 *(3.75)*	9.39 *(-3.05)*	9.73 *(1.34)*	9.23 *(3.87)*	9.76 *(1.19)*	9.73 *(1.34)*
B. Standard deviation of inflation	8.61 *(3.48)*	8.97 *(2.57)*	9.42 *(1.44)*	9.37 *(1.57)*	8.89 *(2.78)*	9.11 *(2.22)*	9.30 *(1.76)*
C. Inflation: most recent year	7.06 *(14.71)*	8.96 *(5.18)*	8.89 *(5.56)*	9.51 *(2.43)*	9.81 *(-0.95)*	9.48 *(2.58)*	9.66 *(1.69)*
D. Freedom to own foreign currency bank accounts	0.00	0.00	10.00	10.00	10.00	10.00	10.00
Area 4. Freedom to Trade Internationally	**7.65**	**7.56**	**9.18**	**8.93**	**8.82**	**8.75**	**8.67**
A. Tariffs	7.95	7.88	9.18	8.39	8.34	8.27	8.21
(i) Revenue from trade taxes (% of trade sector)	7.67 *(3.50)*	8.00 *(3.00)*	9.78 *(0.33)*	9.59 *(0.62)*	9.63 *(0.55)*	9.66 *(0.51)*	9.63 *(0.55)*
(ii) Mean tariff rate	8.24 *(8.80)*	8.52 *(7.40)*	9.52 *(2.40)*	9.46 *(2.70)*	8.98 *(5.10)*	8.94 *(5.30)*	8.90 *(5.50)*
(iii) Standard deviation of tariff rates		7.12 *(7.20)*	8.24 *(4.40)*	6.13 *(9.67)*	6.41 *(8.98)*	6.23 *(9.43)*	6.11 *(9.74)*
B. Regulatory trade barriers			8.93	8.51	8.35	8.04	7.72
(i) Non-tariff trade barriers			8.18	8.19	7.88	7.25	6.57
(ii) Compliance cost of importing and exporting			9.67	8.83	8.83	8.83	8.87
C. Black-market exchange rates	10.00	9.80	10.00	10.00	10.00	10.00	10.00
D. Controls of the movement of capital and people	5.00	5.00	8.61	8.84	8.60	8.70	8.74
(i) Foreign ownership/investment restrictions			8.76	9.10	8.37	8.68	8.80
(ii) Capital controls	5.00	5.00	8.46	8.46	8.46	8.46	8.46
(iii) Freedom of foreigners to visit				8.96	8.96	8.96	8.96
Area 5. Regulation	**6.95**	**7.65**	**7.30**	**8.19**	**6.96**	**7.01**	**7.53**
A. Credit Market regulations	7.35	8.77	9.00	9.33	6.00	6.08	7.66
(i) Ownership of banks	8.00	8.00	8.00	8.00	8.00	8.00	8.00
(ii) Private sector credit	8.04	8.32	10.00	10.00	0.00	0.23	4.98
(iii) Interest rate controls/negative real interest rates	6.00	10.00	9.00	10.00	10.00	10.00	10.00
B. Labor Market regulations	6.55	6.53	5.35	7.48	7.94	8.12	7.97
(i) Hiring regulations and minimum wage			4.69	8.90	8.90	8.90	8.90
(ii) Hiring and firing regulations		5.52	3.77	3.95	4.56	4.86	5.39
(iii) Centralized collective bargaining	5.18	6.21	2.93	4.24	5.06	5.80	6.08
(iv) Hours regulations	4.49	4.40	5.34	10.00	10.00	10.00	10.00
(v) Mandated cost of worker dismissal				7.78	9.13	9.13	7.46
(vi) Conscription	10.00	10.00	10.00	10.00	10.00	10.00	10.00
C. Business regulations			7.56	7.76	6.94	6.85	6.96
(i) Administrative requirements			7.20	4.80	4.01	4.59	4.92
(ii) Bureaucracy costs			7.93	6.72	2.44	2.44	2.44
(iii) Starting a business			6.92	9.58	9.58	9.68	9.68
(iv) Extra payments/bribes/favoritism			8.17	8.42	7.90	8.03	8.09
(v) Licensing restrictions				7.86	8.56	7.24	7.57
(vi) Cost of tax compliance				9.15	9.15	9.10	9.10

Israel

	1980	1990	2000	2005	2010	2011	2012
Chain-Linked	Rating (Rank)	Rating (Rank)	Rating (Rank)	Rating (Rank)	Rating (Rank)	Rating (Rank)	Rating (Rank)
Summary Rating (Rank) ➤	**3.48** (95)	**4.66** (88)	**6.77** (54)	**7.39** (39)	**7.29** (43)	**7.27** (49)	**7.26** (53)
Area 1. Size of Government	1.61 (106)	3.72 (98)	2.87 (121)	4.45 (110)	4.64 (111)	4.79 (107)	4.90 (108)
Area 2. Legal System and Property Rights	4.06 (54)	4.39 (71)	8.01 (25)	7.26 (34)	6.96 (38)	7.05 (35)	6.85 (38)
Area 3. Sound Money	2.03 (104)	3.95 (102)	8.09 (58)	9.34 (34)	8.88 (52)	8.84 (58)	8.96 (52)
Area 4. Freedom to Trade Internationally	6.26 (30)	7.01 (32)	8.70 (24)	8.97 (3)	8.72 (7)	8.42 (11)	8.32 (11)
Area 5. Regulation	3.69 (93)	4.34 (97)	6.19 (70)	6.83 (63)	7.09 (41)	7.08 (48)	7.02 (53)
Unadjusted							
Summary Rating (Rank) ➤	**3.51** (99)	**4.50** (92)	**6.77** (54)	**7.08** (58)	**7.27** (51)	**7.25** (50)	**7.24** (55)
	Rating *(Data)*	Rating *(Data)*	Rating *(Data)*	Rating *(Data)*	Rating *(Data)*	Rating *(Data)*	Rating *(Data)*
Area 1. Size of Government	**1.82**	**3.72**	**2.87**	**4.45**	**6.10**	**6.29**	**6.43**
A. Government consumption	0.00 *(43.15)*	2.09 *(32.90)*	2.18 *(32.58)*	2.11 *(32.82)*	3.12 *(29.39)*	3.21 *(29.10)*	3.26 *(28.90)*
B. Transfers and subsidies	4.47 *(20.80)*	5.59 *(16.70)*	3.92 *(22.80)*	7.25 *(10.58)*	7.26 *(10.55)*	7.44 *(9.88)*	7.46 *(9.81)*
C. Government enterprises and investment					10.00 *(7.92)*	10.00 *(7.61)*	10.00 *(7.30)*
D. Top marginal tax rate	1.00	3.50	2.50	4.00	4.00	4.50	5.00
(i) Top marginal income tax rate	1.00 *(66)*	5.00 *(48)*	4.00 *(50)*	4.00 *(49)*	5.00 *(46)*	6.00 *(45)*	5.00 *(48)*
(ii) Top marginal income and payroll tax rate		2.00 *(64)*	1.00 *(62)*	4.00 *(49)*	3.00 *(60)*	3.00 *(59)*	5.00 *(48)*
Area 2. Legal System and Property Rights	**4.06**	**4.39**	**8.01**	**6.42**	**6.16**	**6.23**	**6.06**
A. Judicial independence			9.19	8.87	8.63	8.09	7.94
B. Impartial courts			9.35	7.14	5.19	5.05	5.25
C. Protection of property rights			6.53	7.94	7.15	7.14	6.64
D. Military interference in rule of law and politics			6.67	4.17	4.17	4.17	4.17
E. Integrity of the legal system			8.33	8.33	8.33	8.33	8.33
F. Legal enforcement of contracts				3.46	3.46	3.46	3.46
G. Regulatory restrictions on sale of real property				4.81	5.63	6.07	6.07
H. Reliability of police				6.06	6.02	6.27	5.78
I. Business costs of crime				7.02	6.83	7.53	6.87
Area 3. Sound Money	**2.03**	**3.95**	**8.09**	**9.34**	**8.88**	**8.84**	**8.96**
A. Money growth	3.13 *(34.36)*	5.48 *(22.59)*	9.07 *(4.64)*	8.44 *(7.80)*	6.86 *(15.71)*	6.86 *(15.71)*	6.86 *(15.71)*
B. Standard deviation of inflation	0.00 *(37.42)*	5.32 *(11.71)*	8.50 *(3.74)*	9.17 *(2.08)*	9.20 *(2.00)*	9.20 *(2.00)*	9.31 *(1.73)*
C. Inflation: most recent year	0.00 *(134.74)*	0.00 *(260.00)*	9.77 *(1.14)*	9.73 *(1.33)*	9.46 *(2.69)*	9.31 *(3.46)*	9.66 *(1.71)*
D. Freedom to own foreign currency bank accounts	5.00	5.00	5.00	10.00	10.00	10.00	10.00
Area 4. Freedom to Trade Internationally	**6.13**	**6.86**	**8.70**	**8.48**	**8.25**	**7.96**	**7.87**
A. Tariffs	6.60	9.39	9.68	7.86	7.40	7.40	7.84
(i) Revenue from trade taxes (% of trade sector)	6.60 *(5.10)*	9.39 *(0.92)*	9.75 *(0.37)*	9.77 *(0.34)*	9.69 *(0.46)*	9.70 *(0.45)*	9.77 *(0.35)*
(ii) Mean tariff rate			9.60 *(2.00)*	9.46 *(2.70)*	8.72 *(6.40)*	8.72 *(6.40)*	8.86 *(5.70)*
(iii) Standard deviation of tariff rates				4.36 *(14.11)*	3.79 *(15.54)*	3.79 *(15.54)*	4.89 *(12.77)*
B. Regulatory trade barriers			8.11	7.84	8.03	7.39	7.01
(i) Non-tariff trade barriers			6.88	7.27	7.36	6.08	5.31
(ii) Compliance cost of importing and exporting			9.33	8.41	8.70	8.70	8.70
C. Black-market exchange rates	9.80	9.20	10.00	10.00	10.00	10.00	10.00
D. Controls of the movement of capital and people	2.00	2.00	7.02	8.23	7.55	7.06	6.64
(i) Foreign ownership/investment restrictions			9.42	7.70	7.14	7.19	6.71
(ii) Capital controls	2.00	2.00	4.61	9.17	7.69	6.15	5.38
(iii) Freedom of foreigners to visit				7.82	7.82	7.82	7.82
Area 5. Regulation	**3.52**	**3.58**	**6.19**	**6.70**	**6.95**	**6.94**	**6.88**
A. Credit Market regulations	1.75	3.81	6.30	8.03	9.22	9.30	9.14
(i) Ownership of banks	0.00	0.00	0.00	5.00	10.00	10.00	10.00
(ii) Private sector credit	5.25	5.43	8.89	9.10	7.65	7.89	7.42
(iii) Interest rate controls/negative real interest rates	0.00	6.00	10.00	10.00	10.00	10.00	10.00
B. Labor Market regulations		3.35	4.26	4.87	5.28	5.19	5.17
(i) Hiring regulations and minimum wage			4.20	8.90	8.90	8.90	8.90
(ii) Hiring and firing regulations		4.87	5.43	5.74	5.07	5.08	5.23
(iii) Centralized collective bargaining	5.18	5.18	6.17	6.99	7.21	6.62	6.38
(iv) Hours regulations			5.51	6.00	8.00	8.00	8.00
(v) Mandated cost of worker dismissal				1.56	2.52	2.52	2.52
(vi) Conscription	0.00	0.00	0.00	0.00	0.00	0.00	0.00
C. Business regulations			8.01	7.20	6.36	6.34	6.33
(i) Administrative requirements			8.18	4.36	3.81	3.55	3.38
(ii) Bureaucracy costs			7.73	7.30	3.60	3.60	3.60
(iii) Starting a business			7.68	8.86	8.87	9.29	9.51
(iv) Extra payments/bribes/favoritism			8.44	8.40	7.21	6.94	6.82
(v) Licensing restrictions				6.85	7.30	7.31	7.34
(vi) Cost of tax compliance				7.42	7.37	7.37	7.37

Italy

	1980	1990	2000	2005	2010	2011	2012
Chain-Linked	Rating (Rank)	Rating (Rank)	Rating (Rank)	Rating (Rank)	Rating (Rank)	Rating (Rank)	Rating (Rank)
Summary Rating (Rank) ➤	**5.37** (49)	**6.60** (29)	**7.36** (36)	**7.33** (41)	**6.80** (70)	**6.83** (71)	**6.88** (69)
Area 1. Size of Government	4.10 (76)	3.33 (103)	4.62 (100)	5.92 (88)	3.68 (120)	3.74 (120)	4.10 (115)
Area 2. Legal System and Property Rights	5.70 (37)	7.73 (21)	7.66 (29)	6.23 (56)	5.95 (61)	5.92 (60)	5.93 (60)
Area 3. Sound Money	5.55 (78)	9.28 (16)	9.47 (21)	9.52 (23)	9.66 (10)	9.66 (7)	9.66 (9)
Area 4. Freedom to Trade Internationally	7.52 (15)	7.58 (26)	9.01 (16)	8.05 (25)	7.85 (36)	7.76 (36)	7.63 (41)
Area 5. Regulation	4.00 (89)	5.10 (75)	6.03 (82)	6.81 (65)	6.73 (69)	6.94 (56)	6.94 (59)
Unadjusted							
Summary Rating (Rank) ➤	**5.58** (43)	**6.75** (28)	**7.36** (34)	**7.37** (42)	**6.84** (82)	**6.87** (81)	**6.92** (79)
	Rating *(Data)*	Rating *(Data)*	Rating *(Data)*	Rating *(Data)*	Rating *(Data)*	Rating *(Data)*	Rating *(Data)*
Area 1. Size of Government	**4.10**	**3.33**	**4.62**	**5.92**	**3.68**	**3.74**	**4.10**
A. Government consumption	5.96 *(19.75)*	5.22 *(22.26)*	4.84 *(23.54)*	4.20 *(25.71)*	4.17 *(25.83)*	4.41 *(25.00)*	4.47 *(24.80)*
B. Transfers and subsidies	4.44 *(20.90)*	3.11 *(25.80)*	4.64 *(20.17)*	4.47 *(20.79)*	3.56 *(24.15)*	3.53 *(24.24)*	3.44 *(24.58)*
C. Government enterprises and investment	6.00 *(25.90)*	4.00 *(30.30)*	6.00 *(28.30)*	10.00 *(11.37)*	4.00 *(10.61)*	4.00 *(10.39)*	5.00 *(10.63)*
D. Top marginal tax rate	0.00	1.00	3.00	5.00	3.00	3.00	3.50
(i) Top marginal income tax rate	0.00 *(72)*	1.00 *(66)*	3.00 *(51)*	6.00 *(43-45)*	5.00 *(43-45)*	5.00 *(47-48)*	5.00 *(47-49)*
(ii) Top marginal income and payroll tax rate		1.00 *(66)*	3.00 *(52)*	4.00 *(51)*	1.00 *(61-62)*	1.00 *(61-62)*	2.00 *(61-62)*
Area 2. Legal System and Property Rights	**5.70**	**7.73**	**7.66**	**6.23**	**5.95**	**5.91**	**5.93**
A. Judicial independence			4.84	4.31	4.99	4.62	4.52
B. Impartial courts			5.68	3.66	2.73	2.58	2.35
C. Protection of property rights			7.80	6.79	5.42	5.47	5.44
D. Military interference in rule of law and politics			10.00	10.00	10.00	10.00	10.00
E. Integrity of the legal system			10.00	6.67	6.67	6.67	6.67
F. Legal enforcement of contracts				3.18	3.18	3.18	3.60
G. Regulatory restrictions on sale of real property				9.29	8.01	8.07	8.25
H. Reliability of police				6.47	6.77	6.80	6.68
I. Business costs of crime				5.67	5.76	5.82	5.83
Area 3. Sound Money	**5.55**	**9.28**	**9.47**	**9.52**	**9.66**	**9.66**	**9.66**
A. Money growth	7.33 *(13.36)*	9.20 *(4.00)*	8.94 *(5.29)*	8.65 *(6.76)*	9.33 *(3.34)*	9.56 *(2.20)*	9.63 *(1.86)*
B. Standard deviation of inflation	9.04 *(2.41)*	9.72 *(0.69)*	9.43 *(1.43)*	9.83 *(0.41)*	9.63 *(0.93)*	9.61 *(0.97)*	9.63 *(0.93)*
C. Inflation: most recent year	5.82 *(20.91)*	8.20 *(9.01)*	9.49 *(2.54)*	9.60 *(1.99)*	9.69 *(1.54)*	9.45 *(2.74)*	9.39 *(3.04)*
D. Freedom to own foreign currency bank accounts	0.00	10.00	10.00	10.00	10.00	10.00	10.00
Area 4. Freedom to Trade Internationally	**8.00**	**7.83**	**9.01**	**8.05**	**7.85**	**7.76**	**7.63**
A. Tariffs	8.99	8.48	9.18	8.39	8.34	8.27	8.21
(i) Revenue from trade taxes (% of trade sector)	9.73 *(0.40)*	9.80 *(0.30)*	9.78 *(0.33)*	9.59 *(0.62)*	9.63 *(0.55)*	9.66 *(0.51)*	9.63 *(0.55)*
(ii) Mean tariff rate	8.24 *(8.80)*	8.52 *(7.40)*	9.52 *(2.40)*	9.46 *(2.70)*	8.98 *(5.10)*	8.94 *(5.30)*	8.90 *(5.50)*
(iii) Standard deviation of tariff rates		7.12 *(7.20)*	8.24 *(4.40)*	6.13 *(9.67)*	6.41 *(8.98)*	6.23 *(9.43)*	6.11 *(9.74)*
B. Regulatory trade barriers			8.51	7.18	6.89	6.72	6.50
(i) Non-tariff trade barriers			7.68	7.00	6.41	5.98	5.56
(ii) Compliance cost of importing and exporting			9.33	7.36	7.36	7.45	7.45
C. Black-market exchange rates	10.00	10.00	10.00	10.00	10.00	10.00	10.00
D. Controls of the movement of capital and people	5.00	5.00	8.36	6.62	6.16	6.04	5.79
(i) Foreign ownership/investment restrictions			9.04	5.59	4.97	4.62	3.88
(ii) Capital controls	5.00	5.00	7.69	7.69	6.92	6.92	6.92
(iii) Freedom of foreigners to visit				6.58	6.58	6.58	6.58
Area 5. Regulation	**4.57**	**5.56**	**6.03**	**7.13**	**7.05**	**7.27**	**7.27**
A. Credit Market regulations	5.02	6.93	8.22	8.74	9.23	9.28	9.41
(i) Ownership of banks	5.00	5.00	5.00	8.00	10.00	10.00	10.00
(ii) Private sector credit	6.06	5.80	9.65	8.21	7.69	7.85	8.24
(iii) Interest rate controls/negative real interest rates	4.00	10.00	10.00	10.00	10.00	10.00	10.00
B. Labor Market regulations	4.12	4.20	3.53	6.49	6.48	6.98	6.88
(i) Hiring regulations and minimum wage			4.01	6.70	3.90	7.23	7.23
(ii) Hiring and firing regulations		2.62	2.10	2.80	3.26	2.99	2.59
(iii) Centralized collective bargaining	4.49	4.49	3.68	3.59	3.70	3.65	3.43
(iv) Hours regulations	6.86	6.69	4.84	6.00	8.00	8.00	8.00
(v) Mandated cost of worker dismissal				9.81	10.00	10.00	10.00
(vi) Conscription	1.00	3.00	3.00	10.00	10.00	10.00	10.00
C. Business regulations			6.34	6.17	5.44	5.55	5.53
(i) Administrative requirements			6.85	1.73	1.81	1.87	1.93
(ii) Bureaucracy costs			6.05	6.08	3.49	3.49	3.49
(iii) Starting a business			5.08	9.34	9.58	9.60	9.63
(iv) Extra payments/bribes/favoritism			7.39	7.44	4.51	4.56	4.38
(v) Licensing restrictions				6.46	6.46	6.77	6.77
(vi) Cost of tax compliance				5.96	6.81	6.98	6.98

Jamaica

	1980	1990	2000	2005	2010	2011	2012
Chain-Linked	Rating (Rank)	Rating (Rank)	Rating (Rank)	Rating (Rank)	Rating (Rank)	Rating (Rank)	Rating (Rank)
Summary Rating (Rank) ➤	**3.92** (87)	**5.48** (58)	**7.57** (23)	**7.63** (26)	**7.10** (53)	**7.19** (52)	**7.29** (47)
Area 1. Size of Government	2.53 (101)	7.49 (8)	8.52 (6)	8.66 (6)	7.62 (26)	7.70 (28)	7.62 (28)
Area 2. Legal System and Property Rights	3.01 (66)	3.89 (78)	5.58 (68)	5.88 (61)	5.93 (62)	6.02 (58)	5.95 (59)
Area 3. Sound Money	5.19 (88)	4.96 (90)	8.72 (43)	8.64 (57)	7.98 (78)	8.18 (73)	8.61 (62)
Area 4. Freedom to Trade Internationally	2.88 (68)	4.07 (76)	7.80 (48)	7.26 (57)	6.77 (77)	6.82 (78)	6.83 (75)
Area 5. Regulation	5.78 (41)	7.20 (16)	7.21 (28)	7.80 (14)	7.37 (26)	7.43 (29)	7.61 (22)
Unadjusted							
Summary Rating (Rank) ➤	**3.98** (88)	**5.62** (53)	**7.57** (26)	**7.51** (31)	**6.99** (71)	**7.08** (68)	**7.18** (62)
	Rating *(Data)*	Rating *(Data)*	Rating *(Data)*	Rating *(Data)*	Rating *(Data)*	Rating *(Data)*	Rating *(Data)*
Area 1. Size of Government	**2.23**	**7.49**	**8.52**	**8.66**	**7.62**	**7.70**	**7.62**
A. Government consumption	4.68 *(24.08)*	6.35 *(18.40)*	6.09 *(19.30)*	6.70 *(17.23)*	6.73 *(17.11)*	7.15 *(15.70)*	7.09 *(15.90)*
B. Transfers and subsidies		9.59 *(2.00)*	10.00 *(0.00)*	9.92 *(0.78)*	9.76 *(1.39)*	9.66 *(1.74)*	9.38 *(2.78)*
C. Government enterprises and investment	2.00 *(46.50)*	8.00 *(16.50)*	10.00 *(10.30)*	10.00 *(6.10)*	7.00 *(21.92)*	7.00 *(21.92)*	7.00 *(21.92)*
D. Top marginal tax rate	0.00	6.00	8.00	8.00	7.00	7.00	7.00
(i) Top marginal income tax rate	0.00 *(80)*	7.00 *(33)*	9.00 *(25)*	9.00 *(25)*	8.00 *(35)*	9.00 *(25)*	9.00 *(25)*
(ii) Top marginal income and payroll tax rate		5.00 *(37)*	7.00 *(31)*	7.00 *(33)*	6.00 *(44)*	5.00 *(38)*	5.00 *(38)*
Area 2. Legal System and Property Rights	**3.28**	**4.23**	**5.58**	**4.84**	**4.88**	**4.95**	**4.90**
A. Judicial independence				5.40	5.72	5.68	5.72
B. Impartial courts			4.90	4.67	3.97	4.09	3.95
C. Protection of property rights			4.10	6.59	5.52	5.31	5.52
D. Military interference in rule of law and politics			10.00	10.00	10.00	10.00	10.00
E. Integrity of the legal system			3.33	4.17	3.33	3.33	3.33
F. Legal enforcement of contracts				3.44	2.76	2.76	2.76
G. Regulatory restrictions on sale of real property				4.52	6.84	6.84	6.20
H. Reliability of police				2.97	4.23	4.52	4.42
I. Business costs of crime				1.78	1.53	2.06	2.19
Area 3. Sound Money	**5.19**	**4.96**	**8.72**	**8.64**	**7.98**	**8.18**	**8.61**
A. Money growth	6.54 *(17.28)*	7.76 *(11.21)*	8.62 *(6.89)*	8.37 *(8.13)*	8.18 *(9.09)*	8.04 *(9.82)*	8.42 *(7.92)*
B. Standard deviation of inflation	7.88 *(5.29)*	8.20 *(4.49)*	7.90 *(5.26)*	9.24 *(1.89)*	6.24 *(9.40)*	6.19 *(9.53)*	7.40 *(6.50)*
C. Inflation: most recent year	6.33 *(18.34)*	3.86 *(30.69)*	8.37 *(8.17)*	6.94 *(15.30)*	7.48 *(12.61)*	8.49 *(7.53)*	8.62 *(6.90)*
D. Freedom to own foreign currency bank accounts	0.00	0.00	10.00	10.00	10.00	10.00	10.00
Area 4. Freedom to Trade Internationally	**3.35**	**4.40**	**7.80**	**7.74**	**7.22**	**7.27**	**7.28**
A. Tariffs	8.05	6.60	7.28	7.50	7.50	7.53	7.45
(i) Revenue from trade taxes (% of trade sector)	9.40 *(0.90)*		8.49 *(2.27)*	8.17 *(2.75)*	8.25 *(2.63)*	8.41 *(2.38)*	8.20 *(2.70)*
(ii) Mean tariff rate	6.70 *(16.50)*	6.60 *(17.00)*	7.88 *(10.60)*	8.54 *(7.30)*	8.50 *(7.50)*	8.48 *(7.60)*	8.48 *(7.60)*
(iii) Standard deviation of tariff rates			5.48 *(11.30)*	5.80 *(10.51)*	5.74 *(10.65)*	5.68 *(10.79)*	5.68 *(10.79)*
B. Regulatory trade barriers			5.73	6.45	6.51	6.68	6.91
(i) Non-tariff trade barriers			5.73	5.86	6.00	5.93	6.40
(ii) Compliance cost of importing and exporting				7.03	7.03	7.43	7.43
C. Black-market exchange rates	0.00	4.60	10.00	10.00	10.00	10.00	10.00
D. Controls of the movement of capital and people	2.00	2.00	8.18	7.02	4.87	4.86	4.77
(i) Foreign ownership/investment restrictions			8.67	7.63	6.55	6.53	6.25
(ii) Capital controls	2.00	2.00	7.69	5.38	0.00	0.00	0.00
(iii) Freedom of foreigners to visit				8.05	8.05	8.05	8.05
Area 5. Regulation	**5.85**	**7.02**	**7.21**	**7.68**	**7.26**	**7.32**	**7.49**
A. Credit Market regulations	5.06	8.72	8.76	9.49	8.07	8.08	8.40
(i) Ownership of banks		10.00	10.00	10.00	10.00	10.00	10.00
(ii) Private sector credit	6.13	8.17	7.27	9.48	5.20	5.24	5.21
(iii) Interest rate controls/negative real interest rates	4.00	8.00	9.00	9.00	9.00	9.00	10.00
B. Labor Market regulations			6.45	7.63	7.81	7.87	8.02
(i) Hiring regulations and minimum wage			3.98	8.90	8.90	8.90	8.90
(ii) Hiring and firing regulations			4.77	5.27	4.86	5.36	5.64
(iii) Centralized collective bargaining			7.07	7.35	6.52	6.42	7.03
(iv) Hours regulations				10.00	10.00	10.00	10.00
(v) Mandated cost of worker dismissal				4.25	6.55	6.55	6.55
(vi) Conscription	10.00	10.00	10.00	10.00	10.00	10.00	10.00
C. Business regulations			6.42	5.93	5.91	6.00	6.06
(i) Administrative requirements			6.83	2.85	2.68	2.82	3.01
(ii) Bureaucracy costs			6.88	5.41	5.09	5.09	5.09
(iii) Starting a business			5.70	9.65	9.70	9.71	9.74
(iv) Extra payments/bribes/favoritism			6.28	6.10	4.49	4.33	4.29
(v) Licensing restrictions				6.22	8.14	8.17	8.34
(vi) Cost of tax compliance				5.36	5.36	5.87	5.87

Japan

	1980	1990	2000	2005	2010	2011	2012
Chain-Linked	Rating (Rank)	Rating (Rank)	Rating (Rank)	Rating (Rank)	Rating (Rank)	Rating (Rank)	Rating (Rank)
Summary Rating (Rank) ➤	**6.88** (12)	**7.58** (11)	**7.90** (14)	**7.79** (17)	**7.51** (30)	**7.43** (33)	**7.58** (22)
Area 1. Size of Government	5.68 (31)	5.83 (50)	5.71 (79)	5.72 (92)	5.30 (92)	5.26 (97)	5.77 (81)
Area 2. Legal System and Property Rights	7.91 (8)	7.73 (18)	8.18 (20)	7.85 (23)	7.49 (28)	7.40 (29)	7.44 (28)
Area 3. Sound Money	8.28 (15)	9.80 (1)	9.65 (8)	9.66 (6)	9.89 (1)	9.88 (1)	9.84 (1)
Area 4. Freedom to Trade Internationally	6.04 (32)	7.86 (20)	8.55 (28)	7.71 (42)	7.42 (50)	7.16 (57)	7.44 (47)
Area 5. Regulation	6.56 (21)	6.71 (27)	7.40 (19)	8.00 (13)	7.44 (24)	7.43 (30)	7.42 (31)
Unadjusted							
Summary Rating (Rank) ➤	**7.37** (8)	**7.96** (8)	**7.90** (14)	**7.81** (16)	**7.53** (23)	**7.45** (36)	**7.60** (23)
	Rating *(Data)*	Rating *(Data)*	Rating *(Data)*	Rating *(Data)*	Rating *(Data)*	Rating *(Data)*	Rating *(Data)*
Area 1. Size of Government	**5.80**	**5.83**	**5.71**	**5.72**	**5.30**	**5.26**	**5.77**
A. Government consumption	7.56 *(14.29)*	7.80 *(13.47)*	5.04 *(22.85)*	4.76 *(23.82)*	4.26 *(25.50)*	4.26 *(25.50)*	4.35 *(25.20)*
B. Transfers and subsidies	7.63 *(9.20)*	7.00 *(11.50)*	6.81 *(12.20)*	5.10 *(18.47)*	3.95 *(22.72)*	3.78 *(23.31)*	3.72 *(23.54)*
C. Government enterprises and investment	8.00 *(19.60)*	7.00 *(20.40)*	6.00 *(28.50)*	8.00 *(15.33)*	8.00 *(16.43)*	8.00 *(15.30)*	10.00 *(14.96)*
D. Top marginal tax rate	0.00	1.50	5.00	5.00	5.00	5.00	5.00
(i) Top marginal income tax rate	0.00 *(75)*	2.00 *(65)*	5.00 *(50)*	5.00 *(50)*	5.00 *(50)*	5.00 *(50)*	5.00 *(50)*
(ii) Top marginal income and payroll tax rate		1.00 *(69)*	5.00 *(50)*	5.00 *(50)*	5.00 *(50)*	5.00 *(50)*	5.00 *(50)*
Area 2. Legal System and Property Rights	**7.91**	**7.73**	**8.18**	**7.88**	**7.52**	**7.43**	**7.47**
A. Judicial independence			8.02	7.60	8.05	8.04	8.27
B. Impartial courts			7.01	7.31	5.92	5.37	5.66
C. Protection of property rights			7.55	8.73	7.81	7.98	8.02
D. Military interference in rule of law and politics			10.00	8.33	8.33	8.33	8.33
E. Integrity of the legal system			8.33	8.33	8.33	8.33	8.33
F. Legal enforcement of contracts				6.37	5.80	5.80	5.80
G. Regulatory restrictions on sale of real property				8.06	7.86	7.83	7.85
H. Reliability of police				7.79	8.10	7.82	7.94
I. Business costs of crime				8.43	7.45	7.36	7.03
Area 3. Sound Money	**8.28**	**9.80**	**9.65**	**9.66**	**9.89**	**9.88**	**9.84**
A. Money growth	9.92 *(0.39)*	9.96 *(0.22)*	9.09 *(4.56)*	8.80 *(6.00)*	9.93 *(-0.33)*	9.85 *(0.74)*	9.65 *(1.77)*
B. Standard deviation of inflation	9.28 *(1.80)*	9.66 *(0.84)*	9.65 *(0.89)*	9.91 *(0.22)*	9.76 *(0.61)*	9.71 *(0.73)*	9.73 *(0.68)*
C. Inflation: most recent year	8.91 *(5.44)*	9.58 *(2.12)*	9.86 *(-0.71)*	9.95 *(-0.27)*	9.86 *(-0.72)*	9.94 *(-0.28)*	9.99 *(-0.03)*
D. Freedom to own foreign currency bank accounts	5.00	10.00	10.00	10.00	10.00	10.00	10.00
Area 4. Freedom to Trade Internationally	**6.92**	**8.74**	**8.55**	**7.67**	**7.39**	**7.12**	**7.41**
A. Tariffs	8.75	8.23	8.43	6.11	7.14	6.27	7.14
(i) Revenue from trade taxes (% of trade sector)	9.40 *(0.90)*	9.40 *(0.90)*	9.00 *(1.50)*	9.00 *(1.50)*	9.63 *(0.56)*	9.60 *(0.60)*	9.60 *(0.60)*
(ii) Mean tariff rate	8.10 *(9.50)*	8.62 *(6.90)*	9.10 *(4.50)*	9.34 *(3.30)*	9.12 *(4.40)*	8.94 *(5.30)*	9.08 *(4.60)*
(iii) Standard deviation of tariff rates		6.68 *(8.30)*	7.20 *(7.00)*	0.00 *(25.59)*	2.66 *(18.35)*	0.27 *(24.33)*	2.73 *(18.17)*
B. Regulatory trade barriers			7.37	7.33	6.90	6.67	6.74
(i) Non-tariff trade barriers			5.42	6.03	5.16	4.71	4.92
(ii) Compliance cost of importing and exporting			9.33	8.64	8.64	8.64	8.56
C. Black-market exchange rates	10.00	10.00	10.00	10.00	10.00	10.00	10.00
D. Controls of the movement of capital and people	2.00	8.00	8.40	7.23	5.51	5.55	5.75
(i) Foreign ownership/investment restrictions			9.11	6.31	5.78	5.88	6.49
(ii) Capital controls	2.00	8.00	7.69	8.46	3.85	3.85	3.85
(iii) Freedom of foreigners to visit				6.92	6.92	6.92	6.92
Area 5. Regulation	**7.92**	**7.71**	**7.40**	**8.12**	**7.55**	**7.54**	**7.53**
A. Credit Market regulations	7.82	8.22	8.22	8.50	8.31	8.19	8.10
(i) Ownership of banks	5.00	5.00	5.00	8.00	8.00	8.00	8.00
(ii) Private sector credit	8.45	9.65	9.65	7.50	6.94	6.58	6.30
(iii) Interest rate controls/negative real interest rates	10.00	10.00	10.00	10.00	10.00	10.00	10.00
B. Labor Market regulations	8.03	7.20	6.48	8.47	8.30	8.33	8.36
(i) Hiring regulations and minimum wage			3.99	8.90	8.90	8.90	8.90
(ii) Hiring and firing regulations		4.82	4.18	4.62	2.97	3.04	3.17
(iii) Centralized collective bargaining	7.93	7.93	7.40	8.37	7.96	8.01	8.06
(iv) Hours regulations	6.16	6.07	6.85	9.30	10.00	10.00	10.00
(v) Mandated cost of worker dismissal				9.63	10.00	10.00	10.00
(vi) Conscription	10.00	10.00	10.00	10.00	10.00	10.00	10.00
C. Business regulations			7.50	7.39	6.04	6.09	6.13
(i) Administrative requirements			6.50	4.29	3.66	3.65	3.99
(ii) Bureaucracy costs			9.13	7.14	1.30	1.30	1.30
(iii) Starting a business			5.85	9.18	9.18	9.18	9.22
(iv) Extra payments/bribes/favoritism			8.50	8.94	8.06	8.37	8.23
(v) Licensing restrictions				8.71	7.72	7.72	7.72
(vi) Cost of tax compliance				6.08	6.30	6.30	6.30

Jordan

	1980	1990	2000	2005	2010	2011	2012
Chain-Linked	Rating (Rank)	Rating (Rank)	Rating (Rank)	Rating (Rank)	Rating (Rank)	Rating (Rank)	Rating (Rank)
Summary Rating (Rank) ➤	**5.32** (52)	**5.81** (47)	**7.40** (34)	**7.61** (27)	**7.78** (13)	**7.80** (12)	**7.84** (12)
Area 1. Size of Government	5.33 (42)	7.27 (13)	6.08 (68)	6.85 (54)	8.11 (16)	8.33 (10)	8.95 (4)
Area 2. Legal System and Property Rights	2.32 (77)	3.99 (74)	7.22 (38)	6.86 (42)	6.53 (49)	6.54 (47)	6.61 (45)
Area 3. Sound Money	6.82 (32)	6.20 (69)	9.67 (7)	9.21 (37)	9.12 (43)	9.10 (46)	9.22 (43)
Area 4. Freedom to Trade Internationally	6.02 (33)	5.74 (48)	7.22 (62)	7.76 (40)	7.70 (44)	7.72 (39)	7.72 (38)
Area 5. Regulation	6.31 (29)	6.21 (41)	6.83 (44)	7.40 (29)	7.53 (19)	7.43 (28)	6.90 (65)
Unadjusted							
Summary Rating (Rank) ➤	**5.23** (52)	**5.60** (54)	**7.40** (32)	**7.63** (21)	**7.80** (12)	**7.82** (11)	**7.86** (9)
	Rating *(Data)*	Rating *(Data)*	Rating *(Data)*	Rating *(Data)*	Rating *(Data)*	Rating *(Data)*	Rating *(Data)*
Area 1. Size of Government	**4.77**	**6.12**	**6.08**	**6.27**	**7.42**	**7.63**	**8.19**
A. Government consumption	3.89 *(26.78)*	4.37 *(25.14)*	4.75 *(23.84)*	6.66 *(17.34)*	5.82 *(20.21)*	6.09 *(19.30)*	6.32 *(18.50)*
B. Transfers and subsidies	8.42 *(6.30)*	9.13 *(3.70)*	9.56 *(2.13)*	6.42 *(13.63)*	8.35 *(6.55)*	7.41 *(9.99)*	7.45 *(9.86)*
C. Government enterprises and investment	2.00 *(48.70)*	6.00 *(27.60)*	2.00 *(43.60)*	7.00 *(23.90)*	8.00 *(19.22)*	8.00 *(18.18)*	10.00 *(10.20)*
D. Top marginal tax rate		5.00	8.00	5.00	7.50	9.00	9.00
(i) Top marginal income tax rate		5.00 *(45)*	8.00 *(30)*	7.00 *(35)*	10.00 *(14)*	10.00 *(14)*	10.00 *(14)*
(ii) Top marginal income and payroll tax rate				3.00 *(46)*	5.00 *(40)*	8.00 *(29)*	8.00 *(29)*
Area 2. Legal System and Property Rights	**2.32**	**3.99**	**7.22**	**6.79**	**6.47**	**6.47**	**6.54**
A. Judicial independence			8.18	6.53	5.59	5.65	5.72
B. Impartial courts			6.85	6.32	4.74	5.24	5.59
C. Protection of property rights			6.05	6.63	6.98	7.13	7.21
D. Military interference in rule of law and politics			8.33	8.33	8.33	7.50	7.50
E. Integrity of the legal system			6.67	6.67	6.67	6.67	6.67
F. Legal enforcement of contracts				3.38	3.38	3.38	3.38
G. Regulatory restrictions on sale of real property				6.32	7.14	7.14	7.14
H. Reliability of police				8.27	7.64	7.64	7.55
I. Business costs of crime				8.64	7.73	7.90	8.12
Area 3. Sound Money	**6.82**	**6.20**	**9.67**	**9.21**	**9.12**	**9.10**	**9.22**
A. Money growth	5.86 *(20.70)*	8.36 *(8.18)*	9.85 *(0.75)*	8.03 *(9.87)*	9.46 *(2.72)*	9.22 *(3.92)*	9.85 *(0.76)*
B. Standard deviation of inflation	6.64 *(8.40)*	6.74 *(8.14)*	8.97 *(2.57)*	9.51 *(1.23)*	8.04 *(4.89)*	8.06 *(4.84)*	7.99 *(5.02)*
C. Inflation: most recent year	9.78 *(1.10)*	9.71 *(-1.45)*	9.87 *(0.67)*	9.30 *(3.49)*	9.00 *(5.01)*	9.12 *(4.41)*	9.05 *(4.77)*
D. Freedom to own foreign currency bank accounts	5.00	0.00	10.00	10.00	10.00	10.00	10.00
Area 4. Freedom to Trade Internationally	**5.76**	**4.81**	**7.22**	**7.94**	**7.89**	**7.90**	**7.90**
A. Tariffs	5.27	4.63	4.35	6.54	6.95	7.01	7.05
(i) Revenue from trade taxes (% of trade sector)	5.27 *(7.10)*	6.67 *(5.00)*	6.98 *(4.53)*	8.21 *(2.68)*	9.13 *(1.30)*	9.22 *(1.17)*	9.27 *(1.10)*
(ii) Mean tariff rate			5.20 *(24.00)*	7.52 *(12.40)*	8.00 *(10.00)*	8.00 *(10.00)*	7.82 *(10.90)*
(iii) Standard deviation of tariff rates		2.60 *(18.50)*	0.88 *(22.80)*	3.88 *(15.30)*	3.72 *(15.70)*	3.80 *(15.50)*	4.07 *(14.82)*
B. Regulatory trade barriers			6.34	6.73	6.87	6.95	6.94
(i) Non-tariff trade barriers			5.35	6.26	5.61	5.77	5.74
(ii) Compliance cost of importing and exporting			7.33	7.20	8.14	8.14	8.14
C. Black-market exchange rates	10.00	7.80	10.00	10.00	10.00	10.00	10.00
D. Controls of the movement of capital and people	2.00	2.00	8.20	8.51	7.74	7.65	7.62
(i) Foreign ownership/investment restrictions			8.71	7.83	6.28	6.02	5.93
(ii) Capital controls	2.00	2.00	7.69	7.69	6.92	6.92	6.92
(iii) Freedom of foreigners to visit				10.00	10.00	10.00	10.00
Area 5. Regulation	**6.49**	**6.89**	**6.83**	**7.95**	**8.09**	**7.99**	**7.42**
A. Credit Market regulations	7.01	5.72	7.79	9.37	9.02	8.55	6.73
(i) Ownership of banks	5.00	5.00	5.00	10.00	10.00	10.00	10.00
(ii) Private sector credit	9.02	8.16	8.38	8.10	7.07	5.64	0.18
(iii) Interest rate controls/negative real interest rates		4.00	10.00	10.00	10.00	10.00	10.00
B. Labor Market regulations		8.07	6.50	8.39	8.41	8.44	8.47
(i) Hiring regulations and minimum wage			3.75	8.90	8.90	8.90	8.90
(ii) Hiring and firing regulations		6.27	4.45	3.91	4.11	4.59	4.97
(iii) Centralized collective bargaining	7.93	7.93	7.80	7.93	7.44	7.16	6.96
(iv) Hours regulations			6.51	10.00	10.00	10.00	10.00
(v) Mandated cost of worker dismissal				9.63	10.00	10.00	10.00
(vi) Conscription	10.00	10.00	10.00	10.00	10.00	10.00	10.00
C. Business regulations			6.20	6.10	6.84	6.97	7.06
(i) Administrative requirements			7.55	4.33	3.79	4.41	4.70
(ii) Bureaucracy costs			4.60	3.07	4.83	4.83	4.83
(iii) Starting a business			6.27	5.91	9.47	9.47	9.38
(iv) Extra payments/bribes/favoritism			6.37	7.08	5.44	6.00	6.28
(v) Licensing restrictions				7.34	8.81	8.82	8.87
(vi) Cost of tax compliance				8.87	8.70	8.31	8.31

Kazakhstan

	1980	1990	2000	2005	2010	2011	2012
Chain-Linked	Rating (Rank)	Rating (Rank)	Rating (Rank)	Rating (Rank)	Rating (Rank)	Rating (Rank)	Rating (Rank)
Summary Rating (Rank) ➤							
Area 1. Size of Government							
Area 2. Legal System and Property Rights							
Area 3. Sound Money							
Area 4. Freedom to Trade Internationally							
Area 5. Regulation							

Unadjusted							
Summary Rating (Rank) ➤				**6.88** (70)	**6.81** (83)	**6.83** (85)	**7.00** (74)
	Rating *(Data)*	Rating *(Data)*	Rating *(Data)*	Rating *(Data)*	Rating *(Data)*	Rating *(Data)*	Rating *(Data)*
Area 1. Size of Government				**8.16**	**7.09**	**7.06**	**6.94**
A. Government consumption				6.39 *(18.27)*	6.48 *(17.97)*	6.35 *(18.40)*	5.85 *(20.10)*
B. Transfers and subsidies				8.76 *(5.06)*	8.89 *(4.59)*	8.90 *(4.52)*	8.90 *(4.52)*
C. Government enterprises and investment				8.00 *(16.34)*	4.00 *(20.85)*	4.00 *(22.27)*	4.00 *(21.98)*
D. Top marginal tax rate				9.50	9.00	9.00	9.00
(i) Top marginal income tax rate				10.00 *(20)*	10.00 *(10)*	10.00 *(10)*	10.00 *(10)*
(ii) Top marginal income and payroll tax rate				9.00 *(25)*	8.00 *(30)*	8.00 *(30)*	8.00 *(30)*
Area 2. Legal System and Property Rights				**5.71**	**5.66**	**6.02**	**6.21**
A. Judicial independence				2.89	2.90	3.64	3.98
B. Impartial courts				4.13	3.76	4.43	4.58
C. Protection of property rights				4.89	4.29	5.13	5.43
D. Military interference in rule of law and politics				8.33	8.33	8.33	8.33
E. Integrity of the legal system				6.67	6.67	5.83	5.83
F. Legal enforcement of contracts				6.19	6.19	6.34	6.34
G. Regulatory restrictions on sale of real property				8.62	9.21	9.21	9.53
H. Reliability of police				4.56	3.84	4.55	4.88
I. Business costs of crime				5.11	5.77	6.67	6.99
Area 3. Sound Money				**6.85**	**8.24**	**8.17**	**8.46**
A. Money growth				5.86 *(20.71)*	7.20 *(13.99)*	6.95 *(15.23)*	8.11 *(9.44)*
B. Standard deviation of inflation				8.07 *(4.82)*	7.20 *(7.00)*	7.41 *(6.48)*	6.76 *(8.11)*
C. Inflation: most recent year				8.48 *(7.58)*	8.58 *(7.12)*	8.33 *(8.35)*	8.98 *(5.11)*
D. Freedom to own foreign currency bank accounts				5.00	10.00	10.00	10.00
Area 4. Freedom to Trade Internationally				**6.12**	**5.57**	**5.36**	**5.49**
A. Tariffs				9.49	6.70	5.67	6.15
(i) Revenue from trade taxes (% of trade sector)			9.56 *(0.66)*	9.43 *(0.85)*	6.46 *(5.31)*	4.85 *(7.73)*	4.85 *(7.73)*
(ii) Mean tariff rate				9.54 *(2.30)*	8.16 *(9.20)*	8.08 *(9.60)*	8.10 *(9.50)*
(iii) Standard deviation of tariff rates					5.47 *(11.32)*	4.09 *(14.78)*	5.52 *(11.21)*
B. Regulatory trade barriers				2.42	3.04	3.21	3.27
(i) Non-tariff trade barriers				4.59	4.94	5.73	5.85
(ii) Compliance cost of importing and exporting				0.25	1.13	0.69	0.69
C. Black-market exchange rates				10.00	10.00	10.00	10.00
D. Controls of the movement of capital and people				2.56	2.56	2.56	2.53
(i) Foreign ownership/investment restrictions				6.14	5.38	5.37	5.27
(ii) Capital controls				1.54	2.31	2.31	2.31
(iii) Freedom of foreigners to visit				0.00	0.00	0.00	0.00
Area 5. Regulation				**7.57**	**7.46**	**7.55**	**7.92**
A. Credit Market regulations				10.00	8.92	8.93	9.33
(i) Ownership of banks				10.00	8.00	8.00	8.00
(ii) Private sector credit			10.00	10.00	8.76	8.79	10.00
(iii) Interest rate controls/negative real interest rates				10.00	10.00	10.00	10.00
B. Labor Market regulations				7.35	7.08	7.13	7.64
(i) Hiring regulations and minimum wage				10.00	10.00	10.00	10.00
(ii) Hiring and firing regulations				7.61	5.70	6.12	6.00
(iii) Centralized collective bargaining				8.34	7.53	7.39	7.61
(iv) Hours regulations				8.00	10.00	10.00	10.00
(v) Mandated cost of worker dismissal				9.17	9.25	9.25	9.25
(vi) Conscription				1.00	0.00	0.00	3.00
C. Business regulations				5.37	6.37	6.60	6.77
(i) Administrative requirements				3.40	3.85	4.33	4.44
(ii) Bureaucracy costs				4.23	5.62	5.62	5.62
(iii) Starting a business				9.18	9.38	9.39	9.61
(iv) Extra payments/bribes/favoritism				5.54	3.81	4.74	4.85
(v) Licensing restrictions				2.90	7.67	7.65	8.20
(vi) Cost of tax compliance				6.96	7.89	7.89	7.89

Kenya

	1980	1990	2000	2005	2010	2011	2012
Chain-Linked	Rating (Rank)	Rating (Rank)	Rating (Rank)	Rating (Rank)	Rating (Rank)	Rating (Rank)	Rating (Rank)
Summary Rating (Rank) ➤	**4.80** (65)	**5.43** (63)	**6.72** (57)	**7.24** (49)	**6.91** (64)	**6.86** (69)	**7.02** (64)
Area 1. Size of Government	3.79 (86)	4.83 (79)	7.09 (30)	8.57 (10)	7.04 (41)	7.01 (43)	7.07 (42)
Area 2. Legal System and Property Rights	4.20 (53)	5.30 (53)	3.92 (102)	4.57 (86)	4.63 (86)	4.77 (84)	4.98 (76)
Area 3. Sound Money	6.17 (59)	6.66 (58)	8.76 (41)	8.62 (58)	8.74 (56)	8.38 (68)	8.78 (59)
Area 4. Freedom to Trade Internationally	3.75 (57)	3.87 (80)	7.06 (67)	7.04 (65)	7.27 (55)	7.13 (59)	7.06 (62)
Area 5. Regulation	6.06 (33)	6.50 (31)	6.75 (47)	7.38 (30)	6.87 (57)	7.02 (50)	7.22 (43)
Unadjusted							
Summary Rating (Rank) ➤	**4.84** (65)	**5.43** (62)	**6.72** (55)	**7.20** (53)	**6.87** (80)	**6.82** (87)	**6.98** (77)
	Rating *(Data)*	Rating *(Data)*	Rating *(Data)*	Rating *(Data)*	Rating *(Data)*	Rating *(Data)*	Rating *(Data)*
Area 1. Size of Government	**3.79**	**4.83**	**7.09**	**8.57**	**7.04**	**7.01**	**7.07**
A. Government consumption	4.65 *(24.20)*	4.96 *(23.14)*	6.15 *(19.10)*	6.36 *(18.37)*	6.39 *(18.28)*	6.29 *(18.60)*	6.41 *(18.20)*
B. Transfers and subsidies	9.51 *(2.30)*	9.37 *(2.80)*	9.21 *(3.40)*	9.91 *(0.84)*	9.79 *(1.27)*	9.73 *(1.51)*	9.88 *(0.93)*
C. Government enterprises and investment	0.00 *(55.10)*	2.00 *(47.10)*	6.00 *(27.30)*	10.00 *(13.33)*	4.00 *(29.43)*	4.00 *(29.43)*	4.00 *(29.43)*
D. Top marginal tax rate	1.00	3.00	7.00	8.00	8.00	8.00	8.00
(i) Top marginal income tax rate	1.00 *(65)*	3.00 *(50)*	7.00 *(32)*	8.00 *(30)*	8.00 *(30)*	8.00 *(30)*	8.00 *(30)*
(ii) Top marginal income and payroll tax rate		3.00 *(50)*	7.00 *(32)*	8.00 *(30)*	8.00 *(30)*	8.00 *(30)*	8.00 *(30)*
Area 2. Legal System and Property Rights	**4.20**	**5.30**	**3.92**	**4.51**	**4.56**	**4.69**	**4.91**
A. Judicial independence				3.32	3.24	4.01	4.95
B. Impartial courts			3.43	3.33	4.10	4.43	4.63
C. Protection of property rights				4.90	4.42	4.29	4.85
D. Military interference in rule of law and politics			5.00	6.67	6.67	6.67	6.67
E. Integrity of the legal system			3.33	3.89	3.33	3.33	3.33
F. Legal enforcement of contracts				4.88	4.09	4.09	4.09
G. Regulatory restrictions on sale of real property				7.27	7.38	7.21	7.21
H. Reliability of police				3.85	3.68	4.01	4.48
I. Business costs of crime				2.43	4.12	4.22	3.95
Area 3. Sound Money	**6.17**	**6.66**	**8.76**	**8.62**	**8.74**	**8.38**	**8.78**
A. Money growth	9.07 *(4.63)*	8.85 *(5.77)*	8.60 *(6.99)*	7.80 *(10.98)*	7.38 *(13.11)*	8.20 *(9.01)*	8.78 *(6.11)*
B. Standard deviation of inflation	7.53 *(6.18)*	9.44 *(1.39)*	8.44 *(3.89)*	8.75 *(3.12)*	8.38 *(4.05)*	8.11 *(4.73)*	8.22 *(4.46)*
C. Inflation: most recent year	8.09 *(9.55)*	8.35 *(8.23)*	8.00 *(9.98)*	7.94 *(10.31)*	9.21 *(3.96)*	7.20 *(14.02)*	8.12 *(9.38)*
D. Freedom to own foreign currency bank accounts	0.00	0.00	10.00	10.00	10.00	10.00	10.00
Area 4. Freedom to Trade Internationally	**3.98**	**3.87**	**7.06**	**6.64**	**6.85**	**6.73**	**6.66**
A. Tariffs	3.94	2.81	5.79	6.88	6.87	6.94	6.85
(i) Revenue from trade taxes (% of trade sector)	5.93 *(6.10)*	5.80 *(6.30)*	6.31 *(5.54)*	7.75 *(3.38)*	7.80 *(3.30)*	8.02 *(2.97)*	7.93 *(3.10)*
(ii) Mean tariff rate	1.94 *(40.30)*	1.26 *(43.70)*	6.14 *(19.30)*	7.58 *(12.10)*	7.50 *(12.50)*	7.50 *(12.50)*	7.42 *(12.90)*
(iii) Standard deviation of tariff rates		1.36 *(21.60)*	4.92 *(12.70)*	5.33 *(11.68)*	5.30 *(11.75)*	5.30 *(11.75)*	5.20 *(12.00)*
B. Regulatory trade barriers				4.78	6.00	5.60	5.49
(i) Non-tariff trade barriers				4.14	5.52	4.84	4.61
(ii) Compliance cost of importing and exporting				5.42	6.49	6.36	6.36
C. Black-market exchange rates	8.00	8.80	10.00	10.00	10.00	10.00	10.00
D. Controls of the movement of capital and people	0.00	0.00	5.38	4.91	4.55	4.37	4.31
(i) Foreign ownership/investment restrictions				6.49	6.17	5.64	5.46
(ii) Capital controls	0.00	0.00	5.38	4.62	3.85	3.85	3.85
(iii) Freedom of foreigners to visit				3.63	3.63	3.63	3.63
Area 5. Regulation	**6.06**	**6.50**	**6.75**	**7.67**	**7.14**	**7.30**	**7.50**
A. Credit Market regulations	6.17	7.33	8.00	10.00	8.14	8.42	8.31
(i) Ownership of banks	2.00	5.00	5.00	10.00	10.00	10.00	10.00
(ii) Private sector credit	8.52	6.99	10.00	10.00	5.43	6.26	4.92
(iii) Interest rate controls/negative real interest rates	8.00	10.00	9.00	10.00	9.00	9.00	10.00
B. Labor Market regulations				7.55	7.57	7.56	8.09
(i) Hiring regulations and minimum wage				6.70	7.77	7.77	7.77
(ii) Hiring and firing regulations				5.86	6.69	6.61	6.23
(iii) Centralized collective bargaining				7.11	6.65	6.68	6.90
(iv) Hours regulations				10.00	8.00	8.00	8.00
(v) Mandated cost of worker dismissal				5.64	6.30	6.30	9.63
(vi) Conscription	10.00	10.00	10.00	10.00	10.00	10.00	10.00
C. Business regulations				5.47	5.71	5.92	6.10
(i) Administrative requirements				2.91	3.37	3.94	4.32
(ii) Bureaucracy costs				4.34	5.13	5.13	5.13
(iii) Starting a business				7.78	8.55	8.55	8.57
(iv) Extra payments/bribes/favoritism				4.41	3.01	3.19	3.52
(v) Licensing restrictions				8.22	8.59	8.50	8.53
(vi) Cost of tax compliance				5.16	5.59	6.19	6.55

Korea, South

	1980	1990	2000	2005	2010	2011	2012
Chain-Linked	Rating (Rank)	Rating (Rank)	Rating (Rank)	Rating (Rank)	Rating (Rank)	Rating (Rank)	Rating (Rank)
Summary Rating (Rank) ➤	**5.49** (45)	**6.31** (36)	**6.79** (52)	**7.27** (47)	**7.28** (44)	**7.29** (47)	**7.27** (50)
Area 1. Size of Government	5.86 (28)	6.49 (29)	6.26 (57)	6.66 (62)	6.85 (49)	6.84 (51)	6.85 (50)
Area 2. Legal System and Property Rights	6.52 (26)	5.45 (52)	5.97 (62)	6.52 (52)	6.14 (55)	6.27 (54)	6.08 (57)
Area 3. Sound Money	5.29 (85)	6.59 (61)	8.27 (51)	9.53 (22)	9.58 (20)	9.47 (26)	9.55 (16)
Area 4. Freedom to Trade Internationally	4.77 (45)	7.40 (27)	7.19 (64)	6.68 (77)	7.04 (67)	7.04 (68)	6.99 (66)
Area 5. Regulation	4.99 (70)	5.65 (61)	6.26 (62)	7.01 (50)	6.81 (63)	6.85 (65)	6.91 (64)
Unadjusted							
Summary Rating (Rank) ➤	**5.53** (47)	**6.38** (35)	**6.79** (51)	**7.46** (35)	**7.47** (28)	**7.48** (32)	**7.46** (33)
	Rating *(Data)*	Rating *(Data)*	Rating *(Data)*	Rating *(Data)*	Rating *(Data)*	Rating *(Data)*	Rating *(Data)*
Area 1. Size of Government	**5.97**	**6.49**	**6.26**	**6.66**	**6.85**	**6.84**	**6.85**
A. Government consumption	7.29 *(15.23)*	7.10 *(15.87)*	6.37 *(18.33)*	5.55 *(21.13)*	5.13 *(22.56)*	5.00 *(23.00)*	5.06 *(22.80)*
B. Transfers and subsidies	9.59 *(2.00)*	9.35 *(2.90)*	7.68 *(9.01)*	7.10 *(11.13)*	8.28 *(6.83)*	8.35 *(6.55)*	8.35 *(6.55)*
C. Government enterprises and investment	7.00 *(22.60)*	8.00 *(19.20)*	6.00 *(25.50)*	8.00 *(18.82)*	8.00 *(17.92)*	8.00 *(17.30)*	8.00 *(17.30)*
D. Top marginal tax rate	0.00	1.50	5.00	6.00	6.00	6.00	6.00
(i) Top marginal income tax rate	0.00 *(89)*	2.00 *(64)*	5.00 *(44)*	6.00 *(39)*	6.00 *(39)*	6.00 *(39)*	6.00 *(42)*
(ii) Top marginal income and payroll tax rate		1.00 *(66)*	5.00 *(44)*	6.00 *(39)*	6.00 *(39)*	6.00 *(39)*	6.00 *(42)*
Area 2. Legal System and Property Rights	**6.52**	**5.45**	**5.97**	**6.90**	**6.50**	**6.64**	**6.44**
A. Judicial independence			4.68	5.21	4.59	4.47	4.24
B. Impartial courts			5.18	5.26	3.71	4.01	3.81
C. Protection of property rights			5.00	7.40	5.92	6.11	5.91
D. Military interference in rule of law and politics			8.33	6.67	6.67	6.67	6.67
E. Integrity of the legal system			6.67	8.33	8.33	8.33	8.33
F. Legal enforcement of contracts				8.11	8.11	8.11	8.11
G. Regulatory restrictions on sale of real property				8.12	8.12	8.12	8.15
H. Reliability of police				6.49	6.49	6.72	6.26
I. Business costs of crime				6.56	6.57	7.26	6.47
Area 3. Sound Money	**5.29**	**6.59**	**8.27**	**9.53**	**9.58**	**9.47**	**9.55**
A. Money growth	7.32 *(13.39)*	9.11 *(4.47)*	9.68 *(-1.62)*	9.23 *(3.86)*	9.57 *(2.14)*	9.11 *(4.47)*	9.09 *(4.57)*
B. Standard deviation of inflation	8.79 *(3.02)*	9.22 *(1.94)*	8.87 *(2.83)*	9.42 *(1.45)*	9.32 *(1.69)*	9.58 *(1.06)*	9.54 *(1.15)*
C. Inflation: most recent year	5.03 *(24.87)*	8.02 *(9.91)*	9.55 *(2.27)*	9.45 *(2.75)*	9.41 *(2.93)*	9.20 *(4.00)*	9.56 *(2.20)*
D. Freedom to own foreign currency bank accounts	0.00	0.00	5.00	10.00	10.00	10.00	10.00
Area 4. Freedom to Trade Internationally	**4.80**	**7.42**	**7.19**	**7.21**	**7.60**	**7.60**	**7.54**
A. Tariffs	6.59	7.46	8.35	5.86	5.64	5.68	5.60
(i) Revenue from trade taxes (% of trade sector)	7.27 *(4.10)*	7.73 *(3.40)*	9.15 *(1.28)*	9.37 *(0.95)*	9.35 *(0.97)*	9.46 *(0.81)*	9.46 *(0.81)*
(ii) Mean tariff rate	5.92 *(20.40)*	7.34 *(13.30)*	8.26 *(8.70)*	8.20 *(9.00)*	7.58 *(12.10)*	7.58 *(12.10)*	7.34 *(13.30)*
(iii) Standard deviation of tariff rates		7.32 *(6.70)*	7.64 *(5.90)*	0.00 *(49.37)*	0.00 *(49.25)*	0.00 *(49.25)*	0.00 *(53.47)*
B. Regulatory trade barriers			6.84	7.19	6.98	7.11	7.09
(i) Non-tariff trade barriers			5.18	5.98	4.82	5.08	5.12
(ii) Compliance cost of importing and exporting			8.50	8.41	9.14	9.14	9.06
C. Black-market exchange rates	7.80	9.80	10.00	10.00	10.00	10.00	10.00
D. Controls of the movement of capital and people	0.00	5.00	3.58	5.79	7.76	7.61	7.48
(i) Foreign ownership/investment restrictions			7.16	5.82	5.60	5.90	5.51
(ii) Capital controls	0.00	5.00	0.00	1.54	7.69	6.92	6.92
(iii) Freedom of foreigners to visit				10.00	10.00	10.00	10.00
Area 5. Regulation	**5.05**	**5.96**	**6.26**	**7.01**	**6.82**	**6.86**	**6.91**
A. Credit Market regulations	6.13	8.33	8.33	9.33	9.33	9.33	9.33
(i) Ownership of banks	5.00	5.00	5.00	8.00	8.00	8.00	8.00
(ii) Private sector credit	9.40	10.00	10.00	10.00	10.00	10.00	10.00
(iii) Interest rate controls/negative real interest rates	4.00	10.00	10.00	10.00	10.00	10.00	10.00
B. Labor Market regulations		3.59	4.20	4.84	4.68	4.67	4.71
(i) Hiring regulations and minimum wage			4.14	8.90	6.67	6.67	6.67
(ii) Hiring and firing regulations		3.53	4.70	4.71	3.76	3.95	4.09
(iii) Centralized collective bargaining	7.24	7.24	6.17	7.87	7.11	6.90	6.98
(iv) Hours regulations			6.01	6.00	8.00	8.00	8.00
(v) Mandated cost of worker dismissal				1.56	2.52	2.52	2.52
(vi) Conscription	0.00	0.00	0.00	0.00	0.00	0.00	0.00
C. Business regulations			6.24	6.86	6.45	6.58	6.69
(i) Administrative requirements			6.52	3.54	2.73	3.22	3.74
(ii) Bureaucracy costs			7.65	6.31	3.81	3.81	3.81
(iii) Starting a business			5.38	8.28	9.62	9.62	9.67
(iv) Extra payments/bribes/favoritism			5.40	6.51	5.22	5.35	5.26
(v) Licensing restrictions				9.79	9.86	9.77	9.78
(vi) Cost of tax compliance				6.75	7.48	7.68	7.90

Kuwait

	1980	1990	2000	2005	2010	2011	2012
Chain-Linked	Rating (Rank)	Rating (Rank)	Rating (Rank)	Rating (Rank)	Rating (Rank)	Rating (Rank)	Rating (Rank)
Summary Rating (Rank) ➤	**4.99** (61)	**5.46** (61)	**7.07** (43)	**7.52** (34)	**7.43** (35)	**7.38** (38)	**7.34** (41)
Area 1. Size of Government	10.00 (1)	3.89 (96)	6.37 (55)	6.72 (59)	6.35 (64)	6.48 (63)	6.19 (69)
Area 2. Legal System and Property Rights	1.84 (85)	2.73 (96)	8.06 (23)	8.27 (18)	8.04 (22)	7.94 (23)	7.94 (21)
Area 3. Sound Money	5.19 (89)	7.84 (35)	8.09 (57)	7.84 (72)	8.07 (74)	7.94 (78)	7.89 (79)
Area 4. Freedom to Trade Internationally		7.07 (31)	7.96 (39)	8.03 (26)	8.06 (27)	7.92 (29)	7.77 (35)
Area 5. Regulation	6.04 (34)	5.88 (47)	4.86 (107)	6.87 (60)	6.77 (67)	6.73 (75)	7.00 (56)
Unadjusted							
Summary Rating (Rank) ➤	**3.78** (92)	**5.09** (70)	**7.07** (48)	**7.38** (41)	**7.29** (48)	**7.24** (52)	**7.20** (59)
	Rating *(Data)*	Rating *(Data)*	Rating *(Data)*	Rating *(Data)*	Rating *(Data)*	Rating *(Data)*	Rating *(Data)*
Area 1. Size of Government	**2.97**	**3.15**	**6.37**	**6.72**	**6.35**	**6.48**	**6.19**
A. Government consumption	3.95 *(26.58)*	0.00 *(40.57)*	1.41 *(35.21)*	2.07 *(32.97)*	1.35 *(35.40)*	1.12 *(36.20)*	0.00 *(40.70)*
B. Transfers and subsidies		7.46 *(9.83)*	7.08 *(11.22)*	7.82 *(8.49)*	7.04 *(11.35)*	7.79 *(8.63)*	7.75 *(8.77)*
C. Government enterprises and investment	2.00 *(43.50)*	2.00 *(46.00)*	7.00 *(21.80)*	7.00 *(21.80)*	7.00	7.00	7.00
D. Top marginal tax rate			10.00	10.00	10.00	10.00	10.00
(i) Top marginal income tax rate			10.00 *(0)*	10.00 *(0)*	10.00 *(0)*	10.00 *(0)*	10.00 *(0)*
(ii) Top marginal income and payroll tax rate			10.00 *(0)*	10.00 *(0)*	10.00 *(0)*	10.00 *(0)*	10.00 *(0)*
Area 2. Legal System and Property Rights	**1.84**	**2.73**	**8.06**	**7.30**	**7.10**	**7.01**	**7.00**
A. Judicial independence				6.98	6.88	6.52	6.59
B. Impartial courts			7.51	6.76	5.06	4.70	4.61
C. Protection of property rights				6.32	6.63	6.91	6.70
D. Military interference in rule of law and politics			8.33	8.33	8.33	8.33	8.33
E. Integrity of the legal system			8.33	8.33	8.33	8.33	8.33
F. Legal enforcement of contracts				5.06	5.06	5.06	5.06
G. Regulatory restrictions on sale of real property				8.80	8.95	8.95	8.95
H. Reliability of police				7.40	6.66	6.33	6.26
I. Business costs of crime				7.70	7.96	7.95	8.20
Area 3. Sound Money	**5.18**	**7.51**	**8.09**	**7.84**	**8.07**	**7.94**	**7.89**
A. Money growth	7.16 *(14.18)*	9.95 *(-0.24)*	9.89 *(-0.55)*	7.13 *(14.35)*	9.07 *(4.67)*	9.49 *(2.57)*	8.88 *(5.59)*
B. Standard deviation of inflation	2.07 *(19.83)*	4.55 *(13.62)*	2.98 *(17.55)*	5.06 *(12.36)*	4.00 *(15.00)*	3.21 *(16.98)*	3.23 *(16.92)*
C. Inflation: most recent year	1.49 *(42.57)*	8.03 *(9.83)*	9.50 *(2.51)*	9.18 *(4.12)*	9.20 *(4.02)*	9.05 *(4.75)*	9.43 *(2.83)*
D. Freedom to own foreign currency bank accounts	10.00		10.00	10.00	10.00	10.00	10.00
Area 4. Freedom to Trade Internationally		**7.07**	**7.96**	**7.57**	**7.59**	**7.47**	**7.32**
A. Tariffs		9.20	9.27	8.83	8.84	8.88	8.86
(i) Revenue from trade taxes (% of trade sector)		9.20 *(1.20)*	9.27 *(1.09)*	9.49 *(0.76)*	9.53 *(0.71)*	9.65 *(0.53)*	9.64 *(0.54)*
(ii) Mean tariff rate				9.06 *(4.70)*	9.06 *(4.70)*	9.06 *(4.70)*	9.06 *(4.70)*
(iii) Standard deviation of tariff rates				7.94 *(5.15)*	7.93 *(5.17)*	7.93 *(5.17)*	7.89 *(5.26)*
B. Regulatory trade barriers				7.25	7.27	6.82	6.26
(i) Non-tariff trade barriers				7.27	6.90	6.00	4.87
(ii) Compliance cost of importing and exporting				7.24	7.64	7.64	7.64
C. Black-market exchange rates	10.00	10.00	10.00	10.00	10.00	10.00	10.00
D. Controls of the movement of capital and people	2.00	2.00	4.61	4.18	4.27	4.18	4.17
(i) Foreign ownership/investment restrictions				3.72	3.60	3.33	3.32
(ii) Capital controls	2.00	2.00	4.61	4.61	5.00	5.00	5.00
(iii) Freedom of foreigners to visit				4.20	4.20	4.20	4.20
Area 5. Regulation	**5.13**	**4.99**	**4.86**	**7.47**	**7.36**	**7.32**	**7.62**
A. Credit Market regulations	7.41	7.50	6.33	8.33	8.33	8.33	9.33
(i) Ownership of banks	5.00	5.00	5.00	10.00	10.00	10.00	10.00
(ii) Private sector credit	9.83	10.00	6.99	10.00	10.00	10.00	10.00
(iii) Interest rate controls/negative real interest rates			7.00	5.00	5.00	5.00	8.00
B. Labor Market regulations				7.78	7.16	7.08	7.01
(i) Hiring regulations and minimum wage				10.00	10.00	10.00	10.00
(ii) Hiring and firing regulations				5.53	4.83	4.40	4.32
(iii) Centralized collective bargaining				8.40	7.76	7.70	7.35
(iv) Hours regulations				10.00	6.00	6.00	6.00
(v) Mandated cost of worker dismissal				2.77	4.39	4.39	4.39
(vi) Conscription	1.00	0.00	0.00	10.00	10.00	10.00	10.00
C. Business regulations				6.30	6.60	6.55	6.51
(i) Administrative requirements				3.16	2.72	2.27	1.98
(ii) Bureaucracy costs				1.65	5.50	5.50	5.50
(iii) Starting a business				8.53	8.73	8.78	8.71
(iv) Extra payments/bribes/favoritism				7.13	5.37	5.25	5.34
(v) Licensing restrictions				8.68	8.58	8.63	8.62
(vi) Cost of tax compliance				8.68	8.68	8.90	8.90

Kyrgyz Republic

	1980	1990	2000	2005	2010	2011	2012
Chain-Linked	Rating (Rank)	Rating (Rank)	Rating (Rank)	Rating (Rank)	Rating (Rank)	Rating (Rank)	Rating (Rank)
Summary Rating (Rank) ➤							
Area 1. Size of Government							
Area 2. Legal System and Property Rights							
Area 3. Sound Money							
Area 4. Freedom to Trade Internationally							
Area 5. Regulation							

Unadjusted							
Summary Rating (Rank) ➤				**6.55** (83)	**6.63** (97)	**6.55** (103)	**6.77** (90)
	Rating *(Data)*	Rating *(Data)*	Rating *(Data)*	Rating *(Data)*	Rating *(Data)*	Rating *(Data)*	Rating *(Data)*
Area 1. Size of Government				**6.62**	**7.36**	**7.67**	**7.46**
A. Government consumption				6.43 *(18.13)*	6.34 *(18.44)*	6.50 *(17.90)*	6.79 *(16.90)*
B. Transfers and subsidies				9.43 *(2.60)*	8.62 *(5.57)*	8.68 *(5.34)*	8.55 *(5.83)*
C. Government enterprises and investment				4.00 *(33.25)*	6.00 *(25.07)*	7.00 *(22.90)*	6.00 *(27.78)*
D. Top marginal tax rate					8.50	8.50	8.50
(i) Top marginal income tax rate					10.00 *(10)*	10.00 *(10)*	10.00 *(10)*
(ii) Top marginal income and payroll tax rate					7.00 *(31)*	7.00 *(32)*	7.00 *(32)*
Area 2. Legal System and Property Rights				**3.98**	**4.39**	**4.45**	**4.54**
A. Judicial independence				1.59	1.52	1.56	1.98
B. Impartial courts				2.44	2.62	2.52	2.63
C. Protection of property rights				3.33	2.37	2.34	3.16
D. Military interference in rule of law and politics				3.10	3.80	3.80	3.90
E. Integrity of the legal system							
F. Legal enforcement of contracts				6.74	6.74	6.74	6.26
G. Regulatory restrictions on sale of real property				9.22	9.18	9.31	9.79
H. Reliability of police				2.11	2.93	3.19	3.26
I. Business costs of crime				3.28	5.99	6.12	5.36
Area 3. Sound Money				**8.65**	**8.17**	**7.60**	**8.24**
A. Money growth				6.34 *(18.28)*	7.05 *(14.75)*	7.05 *(14.75)*	7.05 *(14.75)*
B. Standard deviation of inflation				9.11 *(2.22)*	7.22 *(6.94)*	6.65 *(8.38)*	6.45 *(8.88)*
C. Inflation: most recent year				9.13 *(4.35)*	8.41 *(7.97)*	6.70 *(16.50)*	9.46 *(2.69)*
D. Freedom to own foreign currency bank accounts				10.00	10.00	10.00	10.00
Area 4. Freedom to Trade Internationally				**6.62**	**6.40**	**6.42**	**6.52**
A. Tariffs				8.80	8.69	8.62	8.56
(i) Revenue from trade taxes (% of trade sector)			9.69 *(0.47)*	9.63 *(0.55)*	9.01 *(1.48)*	8.77 *(1.84)*	8.61 *(2.08)*
(ii) Mean tariff rate				9.04 *(4.80)*	9.08 *(4.60)*	9.08 *(4.60)*	9.08 *(4.60)*
(iii) Standard deviation of tariff rates				7.72 *(5.71)*	7.98 *(5.06)*	7.99 *(5.01)*	7.99 *(5.01)*
B. Regulatory trade barriers				2.15	2.49	2.58	2.84
(i) Non-tariff trade barriers				3.98	4.47	4.84	5.37
(ii) Compliance cost of importing and exporting				0.32	0.50	0.32	0.32
C. Black-market exchange rates				10.00	10.00	10.00	10.00
D. Controls of the movement of capital and people				5.55	4.41	4.50	4.67
(i) Foreign ownership/investment restrictions				4.91	3.80	4.08	4.57
(ii) Capital controls				5.38	3.08	3.08	3.08
(iii) Freedom of foreigners to visit				6.35	6.35	6.35	6.35
Area 5. Regulation				**6.86**	**6.85**	**6.59**	**7.09**
A. Credit Market regulations				9.19	7.63	6.90	8.58
(i) Ownership of banks				10.00	8.00	8.00	8.00
(ii) Private sector credit			8.05	9.56	7.88	6.71	7.75
(iii) Interest rate controls/negative real interest rates				8.00	7.00	6.00	10.00
B. Labor Market regulations				6.51	6.46	6.39	6.15
(i) Hiring regulations and minimum wage				6.70	5.00	5.00	5.00
(ii) Hiring and firing regulations				7.35	6.55	6.36	5.56
(iii) Centralized collective bargaining				7.59	8.43	8.25	7.57
(iv) Hours regulations				8.00	10.00	10.00	10.00
(v) Mandated cost of worker dismissal				8.42	7.76	7.76	7.76
(vi) Conscription				1.00	1.00	1.00	1.00
C. Business regulations				4.88	6.46	6.48	6.54
(i) Administrative requirements				1.83	3.45	3.49	3.62
(ii) Bureaucracy costs				2.97	7.28	7.28	7.28
(iii) Starting a business				9.21	9.64	9.65	9.72
(iv) Extra payments/bribes/favoritism				3.53	2.45	2.47	2.61
(v) Licensing restrictions				4.03	8.29	8.35	8.37
(vi) Cost of tax compliance				7.74	7.65	7.65	7.65

Latvia

	1980	1990	2000	2005	2010	2011	2012
Chain-Linked	Rating (Rank)	Rating (Rank)	Rating (Rank)	Rating (Rank)	Rating (Rank)	Rating (Rank)	Rating (Rank)
Summary Rating (Rank) ➤			**6.96** (47)	**7.30** (45)	**7.03** (59)	**7.16** (56)	**7.24** (54)
Area 1. Size of Government			5.18 (89)	6.35 (74)	5.22 (94)	5.70 (83)	5.73 (83)
Area 2. Legal System and Property Rights			6.67 (46)	6.79 (44)	6.46 (50)	6.51 (48)	6.52 (46)
Area 3. Sound Money		4.86 (93)	8.55 (46)	8.68 (55)	8.93 (50)	8.98 (51)	8.96 (51)
Area 4. Freedom to Trade Internationally			7.81 (47)	7.84 (37)	7.74 (43)	7.74 (38)	7.76 (37)
Area 5. Regulation			6.61 (48)	6.88 (58)	6.81 (65)	6.87 (60)	7.21 (45)
Unadjusted							
Summary Rating (Rank) ➤			**6.96** (49)	**7.42** (37)	**7.15** (62)	**7.28** (47)	**7.36** (44)
	Rating *(Data)*	Rating *(Data)*	Rating *(Data)*	Rating *(Data)*	Rating *(Data)*	Rating *(Data)*	Rating *(Data)*
Area 1. Size of Government			**5.18**	**6.35**	**5.22**	**5.70**	**5.73**
A. Government consumption		7.65 *(13.99)*	4.94 *(23.22)*	5.25 *(22.15)*	5.46 *(21.42)*	5.85 *(20.10)*	5.75 *(20.46)*
B. Transfers and subsidies			5.80 *(15.91)*	7.63 *(9.20)*	3.91 *(22.86)*	4.94 *(19.06)*	5.17 *(18.22)*
C. Government enterprises and investment			4.00	6.00	6.00	6.00	6.00
D. Top marginal tax rate			6.00	6.50	5.50	6.00	6.00
(i) Top marginal income tax rate			9.00 *(25)*	9.00 *(25)*	8.00 *(26)*	9.00 *(25)*	9.00 *(25)*
(ii) Top marginal income and payroll tax rate			3.00 *(48)*	4.00 *(45)*	3.00 *(47)*	3.00 *(46)*	3.00 *(46)*
Area 2. Legal System and Property Rights			**6.67**	**6.72**	**6.40**	**6.45**	**6.46**
A. Judicial independence				4.65	4.68	4.97	4.85
B. Impartial courts			6.20	4.58	3.44	3.74	3.45
C. Protection of property rights			3.82	6.46	5.22	5.40	5.57
D. Military interference in rule of law and politics			8.33	8.33	8.33	8.33	8.33
E. Integrity of the legal system			8.33	8.33	8.33	8.33	8.33
F. Legal enforcement of contracts				7.39	6.28	5.53	5.53
G. Regulatory restrictions on sale of real property				8.32	9.00	9.00	9.00
H. Reliability of police				5.53	5.34	5.55	5.63
I. Business costs of crime				6.89	6.98	7.20	7.40
Area 3. Sound Money		**6.43**	**8.55**	**8.68**	**8.93**	**8.98**	**8.96**
A. Money growth			6.81 *(15.97)*	7.41 *(12.93)*	9.23 *(-3.86)*	9.95 *(-0.25)*	9.05 *(4.75)*
B. Standard deviation of inflation		7.44 *(6.39)*	7.93 *(5.17)*	8.65 *(3.37)*	6.72 *(8.20)*	6.83 *(7.93)*	7.25 *(6.88)*
C. Inflation: most recent year		6.85 *(15.74)*	9.47 *(2.65)*	8.65 *(6.76)*	9.78 *(-1.09)*	9.12 *(4.38)*	9.55 *(2.25)*
D. Freedom to own foreign currency bank accounts		5.00	10.00	10.00	10.00	10.00	10.00
Area 4. Freedom to Trade Internationally			**7.81**	**8.16**	**8.06**	**8.05**	**8.08**
A. Tariffs			8.33	8.39	8.34	8.27	8.21
(i) Revenue from trade taxes (% of trade sector)			9.78 *(0.33)*	9.59 *(0.62)*	9.63 *(0.55)*	9.66 *(0.51)*	9.63 *(0.55)*
(ii) Mean tariff rate			8.88 *(5.60)*	9.46 *(2.70)*	8.98 *(5.10)*	8.94 *(5.30)*	8.90 *(5.50)*
(iii) Standard deviation of tariff rates			6.32 *(9.20)*	6.13 *(9.67)*	6.41 *(8.98)*	6.23 *(9.43)*	6.11 *(9.74)*
B. Regulatory trade barriers			5.30	7.46	7.49	7.43	7.43
(i) Non-tariff trade barriers			5.30	6.42	6.33	6.22	6.21
(ii) Compliance cost of importing and exporting				8.49	8.64	8.64	8.64
C. Black-market exchange rates		0.00	10.00	10.00	10.00	10.00	10.00
D. Controls of the movement of capital and people		0.00	7.60	6.79	6.42	6.51	6.67
(i) Foreign ownership/investment restrictions			8.28	6.87	5.77	6.04	6.50
(ii) Capital controls		0.00	6.92	6.92	6.92	6.92	6.92
(iii) Freedom of foreigners to visit				6.58	6.58	6.58	6.58
Area 5. Regulation			**6.61**	**7.22**	**7.14**	**7.21**	**7.56**
A. Credit Market regulations			9.61	9.53	8.59	8.60	9.33
(i) Ownership of banks			10.00	10.00	8.00	8.00	8.00
(ii) Private sector credit			8.82	9.60	7.77	8.80	10.00
(iii) Interest rate controls/negative real interest rates			10.00	9.00	10.00	9.00	10.00
B. Labor Market regulations			4.53	5.71	6.71	6.74	6.89
(i) Hiring regulations and minimum wage			3.33	3.30	2.23	2.23	2.23
(ii) Hiring and firing regulations			3.93	5.26	5.28	5.25	5.38
(iii) Centralized collective bargaining			7.85	8.30	7.00	7.18	7.97
(iv) Hours regulations				6.00	8.00	8.00	8.00
(v) Mandated cost of worker dismissal				8.42	7.76	7.76	7.76
(vi) Conscription		0.00	3.00	3.00	10.00	10.00	10.00
C. Business regulations			5.69	6.40	6.13	6.28	6.46
(i) Administrative requirements			7.18	3.88	3.80	4.04	4.00
(ii) Bureaucracy costs			4.73	4.53	4.31	4.31	4.31
(iii) Starting a business			5.00	9.37	9.46	9.46	9.58
(iv) Extra payments/bribes/favoritism			5.84	6.44	4.93	5.24	5.43
(v) Licensing restrictions				7.79	7.54	7.57	8.41
(vi) Cost of tax compliance				6.41	6.75	7.04	7.04

Lebanon

	1980	1990	2000	2005	2010	2011	2012
Chain-Linked	Rating (Rank)	Rating (Rank)	Rating (Rank)	Rating (Rank)	Rating (Rank)	Rating (Rank)	Rating (Rank)
Summary Rating (Rank) ➤							
Area 1. Size of Government							
Area 2. Legal System and Property Rights							
Area 3. Sound Money							
Area 4. Freedom to Trade Internationally							
Area 5. Regulation							
Unadjusted							
Summary Rating (Rank) ➤					**7.44** (36)	**7.42** (39)	**7.19** (60)
	Rating *(Data)*	Rating *(Data)*	Rating *(Data)*	Rating *(Data)*	Rating *(Data)*	Rating *(Data)*	Rating *(Data)*
Area 1. Size of Government					**9.14**	**8.95**	**8.30**
A. Government consumption					7.82 *(13.40)*	7.44 *(14.70)*	6.91 *(16.50)*
B. Transfers and subsidies					8.73 *(5.18)*	8.38 *(6.46)*	7.28 *(10.50)*
C. Government enterprises and investment				10.00 *(11.90)*	10.00 *(6.56)*	10.00 *(7.10)*	10.00 *(8.15)*
D. Top marginal tax rate					10.00	10.00	9.00
(i) Top marginal income tax rate					10.00 *(20)*	10.00 *(20)*	9.00 *(21)*
(ii) Top marginal income and payroll tax rate							
Area 2. Legal System and Property Rights					**4.68**	**4.70**	**4.36**
A. Judicial independence					2.48	2.31	2.19
B. Impartial courts					2.94	3.17	2.49
C. Protection of property rights					5.76	5.49	4.87
D. Military interference in rule of law and politics					3.33	3.33	3.33
E. Integrity of the legal system					6.67	6.67	6.67
F. Legal enforcement of contracts					3.16	3.16	3.16
G. Regulatory restrictions on sale of real property					7.62	7.62	7.59
H. Reliability of police					3.94	4.15	3.60
I. Business costs of crime					6.25	6.37	5.36
Area 3. Sound Money					**9.33**	**9.41**	**9.37**
A. Money growth					9.35 *(3.26)*	9.26 *(3.71)*	9.32 *(3.39)*
B. Standard deviation of inflation					8.78 *(3.05)*	9.01 *(2.47)*	9.12 *(2.20)*
C. Inflation: most recent year					9.20 *(3.99)*	9.38 *(3.10)*	9.04 *(4.80)*
D. Freedom to own foreign currency bank accounts					10.00	10.00	10.00
Area 4. Freedom to Trade Internationally					**7.18**	**7.06**	**7.08**
A. Tariffs					7.09	7.15	7.19
(i) Revenue from trade taxes (% of trade sector)					8.67 *(2.00)*	8.85 *(1.73)*	8.95 *(1.58)*
(ii) Mean tariff rate					8.74 *(6.30)*	8.74 *(6.30)*	8.74 *(6.30)*
(iii) Standard deviation of tariff rates					3.88 *(15.31)*	3.88 *(15.31)*	3.88 *(15.31)*
B. Regulatory trade barriers					6.06	5.73	5.92
(i) Non-tariff trade barriers					5.80	5.01	5.39
(ii) Compliance cost of importing and exporting					6.32	6.45	6.45
C. Black-market exchange rates					10.00	10.00	10.00
D. Controls of the movement of capital and people					5.54	5.35	5.21
(i) Foreign ownership/investment restrictions					5.79	5.23	4.78
(ii) Capital controls					1.54	1.54	1.54
(iii) Freedom of foreigners to visit					9.30	9.30	9.30
Area 5. Regulation					**6.85**	**6.95**	**6.84**
A. Credit Market regulations					6.40	6.88	6.75
(i) Ownership of banks							
(ii) Private sector credit				0.00	2.79	3.76	3.50
(iii) Interest rate controls/negative real interest rates					10.00	10.00	10.00
B. Labor Market regulations					8.11	7.97	7.95
(i) Hiring regulations and minimum wage					5.57	5.57	5.57
(ii) Hiring and firing regulations					5.25	5.20	5.30
(iii) Centralized collective bargaining					7.82	7.08	6.83
(iv) Hours regulations					10.00	10.00	10.00
(v) Mandated cost of worker dismissal					10.00	10.00	10.00
(vi) Conscription					10.00	10.00	10.00
C. Business regulations					6.06	6.00	5.81
(i) Administrative requirements					3.35	3.34	3.21
(ii) Bureaucracy costs					6.32	6.32	6.32
(iii) Starting a business					8.89	8.89	8.79
(iv) Extra payments/bribes/favoritism					2.90	2.69	2.31
(v) Licensing restrictions					6.92	6.80	6.27
(vi) Cost of tax compliance					7.98	7.98	7.98

Lesotho

	1980	1990	2000	2005	2010	2011	2012
Chain-Linked	Rating (Rank)	Rating (Rank)	Rating (Rank)	Rating (Rank)	Rating (Rank)	Rating (Rank)	Rating (Rank)
Summary Rating (Rank) ➤							
Area 1. Size of Government							
Area 2. Legal System and Property Rights							
Area 3. Sound Money							
Area 4. Freedom to Trade Internationally							
Area 5. Regulation							
Unadjusted							
Summary Rating (Rank) ➤				**6.05** (106)	**6.18** (124)	**6.37** (115)	**6.46** (111)
	Rating *(Data)*	Rating *(Data)*	Rating *(Data)*	Rating *(Data)*	Rating *(Data)*	Rating *(Data)*	Rating *(Data)*
Area 1. Size of Government				**4.63**	**4.92**	**5.60**	**5.75**
A. Government consumption				2.74 *(30.67)*	4.06 *(26.21)*	4.50 *(24.70)*	3.06 *(29.60)*
B. Transfers and subsidies				7.16 *(10.92)*	8.71 *(5.22)*	8.91 *(4.49)*	8.95 *(4.35)*
C. Government enterprises and investment				4.00 *(31.66)*	2.00 *(44.64)*	2.00 *(49.51)*	4.00 *(34.32)*
D. Top marginal tax rate						7.00	7.00
(i) Top marginal income tax rate						7.00 *(35)*	7.00 *(35)*
(ii) Top marginal income and payroll tax rate							
Area 2. Legal System and Property Rights				**4.65**	**4.48**	**4.54**	**4.78**
A. Judicial independence				5.00	3.13	3.28	4.15
B. Impartial courts				4.68	3.36	3.53	4.15
C. Protection of property rights				3.95	4.08	3.80	3.79
D. Military interference in rule of law and politics				7.10	7.60	7.60	7.00
E. Integrity of the legal system							
F. Legal enforcement of contracts				4.04	3.82	3.93	3.93
G. Regulatory restrictions on sale of real property				5.36	5.46	5.49	6.33
H. Reliability of police				3.74	3.93	4.11	4.80
I. Business costs of crime				3.29	4.49	4.61	4.10
Area 3. Sound Money				**8.08**	**7.84**	**8.02**	**7.92**
A. Money growth				8.92 *(5.38)*	8.08 *(9.62)*	9.06 *(-4.71)*	8.84 *(-5.78)*
B. Standard deviation of inflation				9.10 *(2.24)*	9.00 *(2.50)*	9.05 *(2.39)*	9.05 *(2.38)*
C. Inflation: most recent year				9.31 *(3.44)*	9.28 *(3.58)*	9.00 *(5.02)*	8.78 *(6.10)*
D. Freedom to own foreign currency bank accounts				5.00	5.00	5.00	5.00
Area 4. Freedom to Trade Internationally				**6.00**	**6.19**	**6.11**	**6.15**
A. Tariffs				4.57	4.67	4.68	4.00
(i) Revenue from trade taxes (% of trade sector)			0.00 *(15.81)*	0.00 *(17.36)*	0.00 *(23.76)*	0.00 *(23.76)*	0.00 *(23.76)*
(ii) Mean tariff rate				8.02 *(9.90)*	8.48 *(7.60)*	8.48 *(7.60)*	7.96 *(10.20)*
(iii) Standard deviation of tariff rates				5.70 *(10.74)*	5.53 *(11.17)*	5.56 *(11.10)*	4.04 *(14.89)*
B. Regulatory trade barriers				4.28	5.10	4.83	5.44
(i) Non-tariff trade barriers				5.15	4.81	4.27	5.38
(ii) Compliance cost of importing and exporting				3.42	5.38	5.38	5.50
C. Black-market exchange rates				10.00	10.00	10.00	10.00
D. Controls of the movement of capital and people				5.16	5.00	4.95	5.17
(i) Foreign ownership/investment restrictions				6.71	6.24	6.08	6.75
(ii) Capital controls				2.31	2.31	2.31	2.31
(iii) Freedom of foreigners to visit				6.46	6.46	6.46	6.46
Area 5. Regulation				**6.89**	**7.47**	**7.55**	**7.69**
A. Credit Market regulations				10.00	10.00	10.00	10.00
(i) Ownership of banks				10.00	10.00	10.00	10.00
(ii) Private sector credit		9.92	10.00	10.00	10.00	10.00	10.00
(iii) Interest rate controls/negative real interest rates				10.00	10.00	10.00	10.00
B. Labor Market regulations				6.77	7.13	7.07	7.12
(i) Hiring regulations and minimum wage				7.80	7.77	7.77	7.77
(ii) Hiring and firing regulations				4.49	4.34	4.39	4.76
(iii) Centralized collective bargaining				4.38	6.12	5.69	5.68
(iv) Hours regulations				8.00	8.00	8.00	8.00
(v) Mandated cost of worker dismissal				5.92	6.55	6.55	6.55
(vi) Conscription				10.00	10.00	10.00	10.00
C. Business regulations				3.90	5.29	5.58	5.95
(i) Administrative requirements				2.53	3.42	3.38	4.63
(ii) Bureaucracy costs				1.30	6.86	6.86	6.86
(iii) Starting a business				7.19	8.42	9.10	8.95
(iv) Extra payments/bribes/favoritism				5.32	3.56	3.97	4.84
(v) Licensing restrictions				3.40	3.12	3.82	4.03
(vi) Cost of tax compliance				3.68	6.37	6.37	6.37

Lithuania

	1980	1990	2000	2005	2010	2011	2012
Chain-Linked	Rating (Rank)	Rating (Rank)	Rating (Rank)	Rating (Rank)	Rating (Rank)	Rating (Rank)	Rating (Rank)
Summary Rating (Rank) ➤			**6.60** (63)	**6.96** (59)	**7.11** (51)	**7.18** (54)	**7.14** (59)
Area 1. Size of Government			5.45 (82)	5.19 (97)	5.62 (84)	5.76 (81)	5.88 (78)
Area 2. Legal System and Property Rights			6.48 (53)	6.16 (57)	6.24 (52)	6.28 (53)	6.18 (52)
Area 3. Sound Money		3.74 (105)	7.09 (76)	8.83 (48)	9.37 (33)	9.25 (41)	8.88 (54)
Area 4. Freedom to Trade Internationally			7.88 (45)	7.53 (47)	7.21 (59)	7.23 (51)	7.16 (52)
Area 5. Regulation			6.11 (74)	7.08 (46)	7.12 (38)	7.34 (32)	7.52 (26)
Unadjusted							
Summary Rating (Rank) ➤			**6.60** (67)	**7.37** (42)	**7.53** (23)	**7.60** (25)	**7.56** (27)
	Rating *(Data)*	Rating *(Data)*	Rating *(Data)*	Rating *(Data)*	Rating *(Data)*	Rating *(Data)*	Rating *(Data)*
Area 1. Size of Government			**5.45**	**6.28**	**6.79**	**6.97**	**7.11**
A. Government consumption		4.34 *(25.25)*	4.44 *(24.90)*	5.78 *(20.35)*	4.83 *(23.57)*	5.03 *(22.90)*	5.37 *(21.74)*
B. Transfers and subsidies			6.92 *(11.82)*	6.83 *(12.13)*	5.35 *(17.58)*	5.84 *(15.76)*	6.06 *(14.95)*
C. Government enterprises and investment				8.00 *(15.88)*	10.00 *(9.80)*	10.00 *(9.80)*	10.00 *(9.80)*
D. Top marginal tax rate			5.00	4.50	7.00	7.00	7.00
(i) Top marginal income tax rate			7.00 *(33)*	7.00 *(33)*	10.00 *(15)*	10.00 *(15)*	10.00 *(15)*
(ii) Top marginal income and payroll tax rate			3.00 *(50)*	2.00 *(51)*	4.00 *(41)*	4.00 *(41)*	4.00 *(42)*
Area 2. Legal System and Property Rights			**6.48**	**6.37**	**6.45**	**6.49**	**6.39**
A. Judicial independence				3.96	3.99	4.14	4.52
B. Impartial courts			6.07	4.31	4.28	4.46	3.83
C. Protection of property rights			3.20	6.51	5.58	5.49	5.41
D. Military interference in rule of law and politics			8.33	8.33	8.33	8.33	8.33
E. Integrity of the legal system			8.33	6.67	6.67	6.67	6.67
F. Legal enforcement of contracts				7.45	6.96	6.96	6.77
G. Regulatory restrictions on sale of real property				9.71	9.68	9.68	9.69
H. Reliability of police				4.54	5.27	5.54	5.40
I. Business costs of crime				5.82	7.27	7.12	6.88
Area 3. Sound Money		**7.49**	**7.09**	**8.83**	**9.37**	**9.25**	**8.88**
A. Money growth			7.47 *(12.63)*	6.96 *(15.19)*	9.76 *(-1.22)*	9.83 *(-0.83)*	8.73 *(6.37)*
B. Standard deviation of inflation			6.09 *(9.77)*	8.91 *(2.73)*	7.97 *(5.08)*	7.99 *(5.03)*	8.15 *(4.61)*
C. Inflation: most recent year		9.97 *(-0.15)*	9.80 *(1.01)*	9.47 *(2.66)*	9.74 *(1.32)*	9.17 *(4.13)*	8.63 *(6.83)*
D. Freedom to own foreign currency bank accounts		5.00	5.00	10.00	10.00	10.00	10.00
Area 4. Freedom to Trade Internationally			**7.88**	**8.00**	**7.66**	**7.69**	**7.61**
A. Tariffs			8.50	8.39	8.34	8.27	8.21
(i) Revenue from trade taxes (% of trade sector)			9.78 *(0.33)*	9.59 *(0.62)*	9.63 *(0.55)*	9.66 *(0.51)*	9.63 *(0.55)*
(ii) Mean tariff rate			8.92 *(5.40)*	9.46 *(2.70)*	8.98 *(5.10)*	8.94 *(5.30)*	8.90 *(5.50)*
(iii) Standard deviation of tariff rates			6.80 *(8.00)*	6.13 *(9.67)*	6.41 *(8.98)*	6.23 *(9.43)*	6.11 *(9.74)*
B. Regulatory trade barriers			5.20	7.37	7.35	7.52	7.25
(i) Non-tariff trade barriers			5.20	6.10	5.84	6.12	5.74
(ii) Compliance cost of importing and exporting				8.64	8.85	8.91	8.76
C. Black-market exchange rates		0.00	10.00	10.00	10.00	10.00	10.00
D. Controls of the movement of capital and people		0.00	7.81	6.25	4.96	4.97	4.97
(i) Foreign ownership/investment restrictions			8.12	6.03	5.24	5.26	5.25
(ii) Capital controls		0.00	7.50	6.15	3.08	3.08	3.08
(iii) Freedom of foreigners to visit				6.58	6.58	6.58	6.58
Area 5. Regulation			**6.11**	**7.35**	**7.39**	**7.63**	**7.81**
A. Credit Market regulations		0.00	7.30	9.91	8.44	9.02	9.39
(i) Ownership of banks		0.00	5.00	10.00	10.00	10.00	10.00
(ii) Private sector credit			7.89	9.73	5.31	7.07	8.17
(iii) Interest rate controls/negative real interest rates			9.00	10.00	10.00	10.00	10.00
B. Labor Market regulations			4.23	5.46	7.42	7.42	7.37
(i) Hiring regulations and minimum wage			3.01	6.70	8.33	8.33	8.33
(ii) Hiring and firing regulations			2.75	3.55	3.66	3.75	3.46
(iii) Centralized collective bargaining			8.17	8.28	8.29	8.17	8.20
(iv) Hours regulations				4.00	8.00	8.00	8.00
(v) Mandated cost of worker dismissal				7.22	6.26	6.26	6.26
(vi) Conscription		0.00	3.00	3.00	10.00	10.00	10.00
C. Business regulations			6.81	6.70	6.32	6.44	6.68
(i) Administrative requirements			7.28	3.34	2.94	3.24	3.41
(ii) Bureaucracy costs			7.48	4.81	4.05	4.05	4.05
(iii) Starting a business			4.18	8.98	9.15	9.25	9.78
(iv) Extra payments/bribes/favoritism			8.29	6.86	5.17	5.52	5.63
(v) Licensing restrictions				8.05	8.56	8.56	9.17
(vi) Cost of tax compliance				8.14	8.04	8.04	8.04

Luxembourg

	1980	1990	2000	2005	2010	2011	2012
Chain-Linked	Rating (Rank)	Rating (Rank)	Rating (Rank)	Rating (Rank)	Rating (Rank)	Rating (Rank)	Rating (Rank)
Summary Rating (Rank) ➤	**7.51** (6)	**7.79** (8)	**8.02** (12)	**7.72** (19)	**7.58** (22)	**7.55** (25)	**7.52** (28)
Area 1. Size of Government	4.41 (72)	4.73 (83)	4.78 (95)	4.35 (113)	4.03 (116)	3.94 (115)	4.03 (116)
Area 2. Legal System and Property Rights	7.82 (11)	8.34 (14)	8.62 (16)	8.74 (15)	8.96 (7)	8.92 (7)	8.87 (7)
Area 3. Sound Money	9.05 (8)	9.53 (11)	9.75 (3)	9.47 (27)	9.35 (34)	9.37 (30)	9.26 (42)
Area 4. Freedom to Trade Internationally	9.32 (2)	9.37 (4)	9.46 (4)	8.51 (13)	8.42 (15)	8.28 (17)	8.17 (20)
Area 5. Regulation	7.04 (11)	7.04 (19)	7.51 (13)	7.53 (22)	7.15 (36)	7.25 (38)	7.30 (40)
Unadjusted							
Summary Rating (Rank) ➤	**8.05** (3)	**8.07** (7)	**8.02** (12)	**7.60** (25)	**7.46** (31)	**7.43** (37)	**7.40** (39)
	Rating *(Data)*	Rating *(Data)*	Rating *(Data)*	Rating *(Data)*	Rating *(Data)*	Rating *(Data)*	Rating *(Data)*
Area 1. Size of Government	**6.77**	**4.73**	**4.78**	**4.35**	**4.03**	**3.94**	**4.03**
A. Government consumption	6.54 *(17.75)*	6.54 *(17.77)*	3.15 *(29.30)*	2.40 *(31.84)*	1.62 *(34.50)*	1.62 *(34.50)*	1.38 *(35.30)*
B. Transfers and subsidies		2.89 *(26.60)*	4.47 *(20.81)*	4.01 *(22.50)*	3.49 *(24.39)*	3.64 *(23.86)*	3.23 *(25.35)*
C. Government enterprises and investment	7.00 *(22.00)*	8.00 *(19.20)*	8.00 *(19.20)*	7.00 *(21.91)*	7.00 *(24.70)*	7.00 *(20.40)*	8.00 *(19.85)*
D. Top marginal tax rate		1.50	3.50	4.00	4.00	3.50	3.50
(i) Top marginal income tax rate		1.00 *(56)*	4.00 *(48)*	5.00 *(39)*	5.00 *(39)*	4.00 *(41)*	4.00 *(41)*
(ii) Top marginal income and payroll tax rate		2.00 *(58)*	3.00 *(54)*	3.00 *(46)*	3.00 *(46)*	3.00 *(48)*	3.00 *(48)*
Area 2. Legal System and Property Rights	**7.83**	**8.35**	**8.62**	**8.09**	**8.29**	**8.25**	**8.21**
A. Judicial independence			7.30	7.43	8.49	8.07	7.77
B. Impartial courts			8.20	7.44	7.22	7.05	6.97
C. Protection of property rights			7.60	8.84	8.82	8.74	8.38
D. Military interference in rule of law and politics			10.00	10.00	10.00	10.00	10.00
E. Integrity of the legal system			10.00	10.00	10.00	10.00	10.00
F. Legal enforcement of contracts				7.51	7.46	7.46	7.46
G. Regulatory restrictions on sale of real property				6.10	6.13	6.13	6.18
H. Reliability of police				7.85	8.12	8.14	8.37
I. Business costs of crime				7.66	8.38	8.71	8.75
Area 3. Sound Money	**9.05**	**9.53**	**9.75**	**9.47**	**9.35**	**9.37**	**9.26**
A. Money growth	9.22 *(3.88)*	9.27 *(3.64)*	9.81 *(0.95)*	9.20 *(4.00)*	8.87 *(5.65)*	9.05 *(4.75)*	8.47 *(7.63)*
B. Standard deviation of inflation	8.56 *(3.60)*	9.52 *(1.20)*	9.84 *(0.41)*	9.18 *(2.05)*	9.00 *(2.49)*	9.09 *(2.27)*	9.10 *(2.25)*
C. Inflation: most recent year	8.42 *(7.92)*	9.32 *(3.42)*	9.37 *(3.15)*	9.50 *(2.49)*	9.54 *(2.28)*	9.32 *(3.41)*	9.47 *(2.66)*
D. Freedom to own foreign currency bank accounts	10.00	10.00	10.00	10.00	10.00	10.00	10.00
Area 4. Freedom to Trade Internationally	**9.70**	**9.51**	**9.46**	**8.48**	**8.39**	**8.25**	**8.14**
A. Tariffs	9.09	8.52	9.18	8.39	8.34	8.27	8.21
(i) Revenue from trade taxes (% of trade sector)	9.93 *(0.10)*	9.93 *(0.10)*	9.78 *(0.33)*	9.59 *(0.62)*	9.63 *(0.55)*	9.66 *(0.51)*	9.63 *(0.55)*
(ii) Mean tariff rate	8.24 *(8.80)*	8.52 *(7.40)*	9.52 *(2.40)*	9.46 *(2.70)*	8.98 *(5.10)*	8.94 *(5.30)*	8.90 *(5.50)*
(iii) Standard deviation of tariff rates		7.12 *(7.20)*	8.24 *(4.40)*	6.13 *(9.67)*	6.41 *(8.98)*	6.23 *(9.43)*	6.11 *(9.74)*
B. Regulatory trade barriers			9.10	8.68	8.83	8.42	8.07
(i) Non-tariff trade barriers			8.20	8.07	8.37	7.70	7.08
(ii) Compliance cost of importing and exporting			10.00	9.29	9.29	9.14	9.06
C. Black-market exchange rates	10.00	10.00	10.00	10.00	10.00	10.00	10.00
D. Controls of the movement of capital and people	10.00	10.00	9.56	6.85	6.39	6.30	6.28
(i) Foreign ownership/investment restrictions			9.90	8.59	8.75	8.47	8.42
(ii) Capital controls	10.00	10.00	9.23	5.38	3.85	3.85	3.85
(iii) Freedom of foreigners to visit				6.58	6.58	6.58	6.58
Area 5. Regulation	**6.90**	**8.24**	**7.51**	**7.61**	**7.23**	**7.33**	**7.37**
A. Credit Market regulations	10.00	10.00	10.00	9.33	9.02	9.29	9.20
(i) Ownership of banks	10.00	10.00	10.00	8.00	8.00	8.00	8.00
(ii) Private sector credit			10.00	10.00	9.05	9.86	9.61
(iii) Interest rate controls/negative real interest rates	10.00	10.00	10.00	10.00	10.00	10.00	10.00
B. Labor Market regulations		6.48		5.80	5.70	5.68	5.80
(i) Hiring regulations and minimum wage				3.30	2.23	2.23	2.23
(ii) Hiring and firing regulations		4.28		4.60	3.93	3.67	3.85
(iii) Centralized collective bargaining	5.18	5.18		6.49	5.55	5.70	6.21
(iv) Hours regulations				4.00	4.00	4.00	4.00
(v) Mandated cost of worker dismissal				6.38	8.50	8.50	8.50
(vi) Conscription	10.00	10.00	10.00	10.00	10.00	10.00	10.00
C. Business regulations				7.69	6.96	7.03	7.12
(i) Administrative requirements				4.94	4.32	4.74	5.36
(ii) Bureaucracy costs				6.78	2.01	2.01	2.01
(iii) Starting a business				8.97	9.30	9.30	9.32
(iv) Extra payments/bribes/favoritism				8.77	8.47	8.44	8.31
(v) Licensing restrictions				7.34	8.32	8.32	8.32
(vi) Cost of tax compliance				9.35	9.34	9.34	9.38

Macedonia

	1980	1990	2000	2005	2010	2011	2012
Chain-Linked	Rating (Rank)	Rating (Rank)	Rating (Rank)	Rating (Rank)	Rating (Rank)	Rating (Rank)	Rating (Rank)
Summary Rating (Rank) ➤							
Area 1. Size of Government							
Area 2. Legal System and Property Rights							
Area 3. Sound Money							
Area 4. Freedom to Trade Internationally							
Area 5. Regulation							

Unadjusted							
Summary Rating (Rank) ➤				**6.44** (90)	**6.89** (78)	**6.99** (76)	**7.02** (72)
Rating	(Data) *Rating*	(Data) *Rating*	(Data) *Rating*	(Data) *Rating*	(Data) *Rating*	(Data) *Rating*	(Data)
Area 1. Size of Government				**5.71**	**5.75**	**5.85**	**5.78**
A. Government consumption			6.94 *(16.42)*	6.03 *(19.51)*	5.74 *(20.50)*	6.04 *(19.45)*	6.06 *(19.40)*
B. Transfers and subsidies				6.81 *(12.21)*	4.76 *(19.74)*	4.85 *(19.40)*	4.55 *(20.49)*
C. Government enterprises and investment				4.00 *(35.72)*	4.00 *(33.50)*	4.00 *(33.84)*	4.00 *(33.84)*
D. Top marginal tax rate				6.00	8.50	8.50	8.50
(i) Top marginal income tax rate				9.00 *(24)*	10.00 *(10)*	10.00 *(10)*	10.00 *(10)*
(ii) Top marginal income and payroll tax rate				3.00 *(47)*	7.00 *(34)*	7.00 *(34)*	7.00 *(34)*
Area 2. Legal System and Property Rights				**4.27**	**5.23**	**5.36**	**5.35**
A. Judicial independence				2.37	3.15	3.07	3.62
B. Impartial courts				3.19	3.44	3.53	3.66
C. Protection of property rights				4.12	4.42	5.04	5.77
D. Military interference in rule of law and politics				3.50	5.10	5.10	5.10
E. Integrity of the legal system							
F. Legal enforcement of contracts				5.55	5.79	5.79	4.16
G. Regulatory restrictions on sale of real property				7.00	8.23	8.19	8.33
H. Reliability of police				4.70	5.26	5.45	5.66
I. Business costs of crime				3.69	6.45	6.74	6.52
Area 3. Sound Money				**7.59**	**7.97**	**8.12**	**8.18**
A. Money growth			7.20 *(13.98)*	6.01 *(19.95)*	8.05 *(9.76)*	9.05 *(4.74)*	9.45 *(2.77)*
B. Standard deviation of inflation				9.36 *(1.59)*	9.16 *(2.11)*	9.19 *(2.02)*	8.95 *(2.62)*
C. Inflation: most recent year				9.99 *(0.04)*	9.68 *(1.61)*	9.22 *(3.90)*	9.34 *(3.32)*
D. Freedom to own foreign currency bank accounts				5.00	5.00	5.00	5.00
Area 4. Freedom to Trade Internationally				**7.38**	**7.47**	**7.58**	**7.70**
A. Tariffs				9.01	8.05	8.23	8.22
(i) Revenue from trade taxes (% of trade sector)				8.83 *(1.75)*	9.35 *(0.97)*	9.57 *(0.64)*	9.54 *(0.69)*
(ii) Mean tariff rate				9.18 *(4.10)*	8.46 *(7.70)*	8.60 *(7.00)*	8.60 *(7.00)*
(iii) Standard deviation of tariff rates					6.34 *(9.16)*	6.53 *(8.68)*	6.53 *(8.68)*
B. Regulatory trade barriers				5.95	6.98	7.00	7.00
(i) Non-tariff trade barriers				5.56	5.48	5.52	5.53
(ii) Compliance cost of importing and exporting				6.34	8.47	8.47	8.47
C. Black-market exchange rates				10.00	10.00	10.00	10.00
D. Controls of the movement of capital and people				4.54	4.84	5.09	5.56
(i) Foreign ownership/investment restrictions				5.04	4.39	5.14	5.77
(ii) Capital controls				0.77	2.31	2.31	3.08
(iii) Freedom of foreigners to visit				7.82	7.82	7.82	7.82
Area 5. Regulation				**7.24**	**8.03**	**8.06**	**8.08**
A. Credit Market regulations				10.00	9.57	9.62	9.48
(i) Ownership of banks				10.00	10.00	10.00	10.00
(ii) Private sector credit				10.00	8.70	8.86	8.44
(iii) Interest rate controls/negative real interest rates			10.00	10.00	10.00	10.00	10.00
B. Labor Market regulations				5.89	7.81	7.65	7.63
(i) Hiring regulations and minimum wage				3.90	7.23	7.23	7.23
(ii) Hiring and firing regulations				5.06	5.58	5.47	5.26
(iii) Centralized collective bargaining				7.80	8.27	7.46	7.56
(iv) Hours regulations				6.00	8.00	8.00	8.00
(v) Mandated cost of worker dismissal				7.59	7.76	7.76	7.76
(vi) Conscription				5.00	10.00	10.00	10.00
C. Business regulations				5.82	6.73	6.92	7.14
(i) Administrative requirements				3.20	3.59	4.25	4.68
(ii) Bureaucracy costs				5.29	5.30	5.30	5.30
(iii) Starting a business				8.98	9.88	9.92	9.92
(iv) Extra payments/bribes/favoritism				4.88	4.93	5.30	5.74
(v) Licensing restrictions				3.66	8.01	8.07	8.52
(vi) Cost of tax compliance				8.92	8.67	8.67	8.67

Madagascar

	1980	1990	2000	2005	2010	2011	2012
Chain-Linked	Rating (Rank)	Rating (Rank)	Rating (Rank)	Rating (Rank)	Rating (Rank)	Rating (Rank)	Rating (Rank)
Summary Rating (Rank) ➤	**4.01** (83)	**4.49** (92)	**5.96** (88)	**5.79** (106)	**6.40** (90)	**6.37** (91)	**6.60** (81)
Area 1. Size of Government	5.65 (32)	6.34 (35)	7.21 (25)	7.66 (29)	9.06 (1)	9.29 (1)	9.32 (2)
Area 2. Legal System and Property Rights		3.09 (89)	4.78 (83)	3.26 (110)	3.21 (111)	3.11 (114)	3.32 (113)
Area 3. Sound Money	5.82 (71)	5.79 (79)	7.17 (73)	7.02 (89)	7.85 (83)	7.89 (80)	8.04 (76)
Area 4. Freedom to Trade Internationally	1.13 (85)	3.49 (84)	5.70 (97)	5.77 (95)	5.80 (101)	5.65 (103)	5.76 (100)
Area 5. Regulation	3.77 (92)	3.76 (103)	4.95 (106)	5.22 (111)	6.11 (100)	5.96 (103)	6.62 (86)
Unadjusted							
Summary Rating (Rank) ➤	**3.87** (90)	**4.48** (95)	**5.96** (87)	**5.86** (118)	**6.43** (110)	**6.40** (111)	**6.64** (101)
	Rating *(Data)*	Rating *(Data)*	Rating *(Data)*	Rating *(Data)*	Rating *(Data)*	Rating *(Data)*	Rating *(Data)*
Area 1. Size of Government	**4.13**	**6.34**	**7.21**	**7.66**	**8.81**	**9.02**	**9.05**
A. Government consumption	8.25 *(11.94)*	9.25 *(8.54)*	9.75 *(6.83)*	9.22 *(8.64)*	8.88 *(9.82)*	8.74 *(10.27)*	8.87 *(9.83)*
B. Transfers and subsidies		9.75 *(1.40)*	9.86 *(1.00)*	9.77 *(1.35)*	9.35 *(2.90)*	9.35 *(2.90)*	9.35 *(2.90)*
C. Government enterprises and investment	0.00 *(65.40)*	0.00 *(53.50)*	2.00 *(44.73)*	4.00 *(39.20)*	10.00 *(9.58)*	10.00 *(9.58)*	10.00 *(9.58)*
D. Top marginal tax rate					7.00	8.00	8.00
(i) Top marginal income tax rate					9.00 *(23)*	9.00 *(22)*	9.00 *(21)*
(ii) Top marginal income and payroll tax rate					5.00 *(36)*	7.00 *(35)*	7.00 *(34)*
Area 2. Legal System and Property Rights		**3.09**	**4.78**	**3.15**	**3.10**	**3.00**	**3.21**
A. Judicial independence				3.26	2.10	2.02	1.90
B. Impartial courts			4.35	3.73	2.97	2.92	3.11
C. Protection of property rights				4.32	2.97	2.64	3.25
D. Military interference in rule of law and politics			5.00	1.67	1.67	1.67	1.67
E. Integrity of the legal system			5.00	2.08	4.17	4.17	4.17
F. Legal enforcement of contracts				2.42	2.42	2.42	2.42
G. Regulatory restrictions on sale of real property				3.65	5.12	5.15	5.22
H. Reliability of police				4.19	2.43	2.23	2.95
I. Business costs of crime				3.03	4.04	3.79	4.22
Area 3. Sound Money	**5.82**	**5.79**	**7.17**	**7.02**	**7.85**	**7.89**	**8.04**
A. Money growth	7.38 *(13.08)*	7.37 *(13.13)*	7.85 *(10.74)*	9.32 *(3.38)*	8.80 *(6.01)*	8.90 *(5.49)*	8.97 *(5.17)*
B. Standard deviation of inflation	8.89 *(2.77)*	8.08 *(4.81)*	8.22 *(4.44)*	7.44 *(6.39)*	9.47 *(1.33)*	9.56 *(1.10)*	9.47 *(1.33)*
C. Inflation: most recent year	7.00 *(14.99)*	7.71 *(11.46)*	7.59 *(12.03)*	6.30 *(18.51)*	8.15 *(9.25)*	8.10 *(9.48)*	8.73 *(6.36)*
D. Freedom to own foreign currency bank accounts	0.00	0.00	5.00	5.00	5.00	5.00	5.00
Area 4. Freedom to Trade Internationally	**1.34**	**3.44**	**5.70**	**6.04**	**6.08**	**5.93**	**6.04**
A. Tariffs	4.02	1.73	4.11	6.86	6.69	6.58	6.55
(i) Revenue from trade taxes (% of trade sector)	4.33 *(8.50)*	0.67 *(14.00)*	4.11 *(8.83)*	5.23 *(7.15)*	5.07 *(7.39)*	4.76 *(7.86)*	4.76 *(7.86)*
(ii) Mean tariff rate	3.70 *(31.50)*	2.80 *(36.00)*		7.68 *(11.60)*	7.66 *(11.70)*	7.68 *(11.60)*	7.64 *(11.80)*
(iii) Standard deviation of tariff rates				7.66 *(5.85)*	7.33 *(6.67)*	7.31 *(6.73)*	7.26 *(6.84)*
B. Regulatory trade barriers				4.32	6.11	5.52	5.79
(i) Non-tariff trade barriers				5.49	5.31	4.14	4.56
(ii) Compliance cost of importing and exporting				3.14	6.91	6.91	7.01
C. Black-market exchange rates	0.00	8.60	10.00	10.00	10.00	10.00	10.00
D. Controls of the movement of capital and people	0.00	0.00	3.00	3.00	1.52	1.61	1.82
(i) Foreign ownership/investment restrictions				6.01	4.57	4.82	5.45
(ii) Capital controls	0.00	0.00	3.00	3.00	0.00	0.00	0.00
(iii) Freedom of foreigners to visit				0.00	0.00	0.00	0.00
Area 5. Regulation	**4.20**	**3.76**	**4.95**	**5.40**	**6.32**	**6.16**	**6.85**
A. Credit Market regulations	4.63	3.09	6.23	6.61	7.72	7.59	9.35
(i) Ownership of banks	0.00	0.00	2.00	5.00	10.00	10.00	10.00
(ii) Private sector credit	9.27	9.26	7.68	5.84	8.15	7.77	8.05
(iii) Interest rate controls/negative real interest rates		0.00	9.00	9.00	5.00	5.00	10.00
B. Labor Market regulations				4.59	5.00	4.86	4.92
(i) Hiring regulations and minimum wage				1.10	1.10	1.10	1.10
(ii) Hiring and firing regulations				5.35	5.87	5.43	5.49
(iii) Centralized collective bargaining				6.90	6.89	6.51	6.82
(iv) Hours regulations				6.00	8.00	8.00	8.00
(v) Mandated cost of worker dismissal				7.22	7.12	7.12	7.12
(vi) Conscription	1.00	1.00	1.00	1.00	1.00	1.00	1.00
C. Business regulations				5.01	6.25	6.04	6.26
(i) Administrative requirements				2.75	3.21	3.09	3.86
(ii) Bureaucracy costs				4.14	6.56	6.56	6.56
(iii) Starting a business				7.74	9.62	9.63	9.61
(iv) Extra payments/bribes/favoritism				4.07	3.04	3.15	3.30
(v) Licensing restrictions				4.77	7.35	6.09	6.31
(vi) Cost of tax compliance				6.59	7.75	7.75	7.95

Malawi

	1980	1990	2000	2005	2010	2011	2012
Chain-Linked	Rating (Rank)	Rating (Rank)	Rating (Rank)	Rating (Rank)	Rating (Rank)	Rating (Rank)	Rating (Rank)
Summary Rating (Rank) ➤	**4.62** (70)	**5.40** (65)	**4.95** (114)	**5.09** (117)	**5.97** (101)	**6.03** (103)	**5.73** (110)
Area 1. Size of Government	5.05 (50)	6.15 (42)	5.33 (83)	6.44 (72)	6.90 (47)	5.80 (80)	5.47 (93)
Area 2. Legal System and Property Rights	3.62 (60)	4.48 (66)	5.53 (69)	5.42 (72)	5.92 (63)	5.61 (69)	5.44 (72)
Area 3. Sound Money	6.05 (64)	5.59 (85)	2.88 (120)	3.19 (122)	5.73 (118)	7.35 (86)	6.60 (104)
Area 4. Freedom to Trade Internationally	2.93 (67)	5.13 (54)	5.26 (106)	4.51 (119)	5.06 (114)	5.15 (115)	4.87 (114)
Area 5. Regulation	5.49 (51)	5.75 (54)	5.73 (95)	6.07 (93)	6.49 (86)	6.43 (91)	6.50 (91)
Unadjusted							
Summary Rating (Rank) ➤	**4.52** (74)	**5.37** (64)	**4.95** (114)	**5.30** (131)	**6.26** (120)	**6.32** (120)	**6.01** (131)
	Rating *(Data)*	Rating *(Data)*	Rating *(Data)*	Rating *(Data)*	Rating *(Data)*	Rating *(Data)*	Rating *(Data)*
Area 1. Size of Government	**4.75**	**5.78**	**5.33**	**6.44**	**6.90**	**5.80**	**5.47**
A. Government consumption	5.41 *(21.62)*	6.65 *(17.39)*	6.82 *(16.80)*	7.29 *(15.23)*	5.82 *(20.20)*	5.56 *(21.10)*	5.56 *(21.10)*
B. Transfers and subsidies	9.59 *(2.00)*	9.48 *(2.40)*	9.48 *(2.40)*	9.48 *(2.40)*	9.77 *(1.34)*	9.62 *(1.89)*	9.81 *(1.21)*
C. Government enterprises and investment	0.00 *(78.60)*	4.00 *(38.30)*	0.00 *(81.30)*	4.00 *(35.77)*	4.00 *(39.56)*	0.00 *(51.13)*	0.00 *(51.13)*
D. Top marginal tax rate	4.00	3.00	5.00	5.00	8.00	8.00	6.50
(i) Top marginal income tax rate	4.00 *(45)*	3.00 *(50)*	5.00 *(38)*	5.00 *(38)*	8.00 *(30)*	8.00 *(30)*	8.00 *(30)*
(ii) Top marginal income and payroll tax rate		3.00 *(50)*	5.00 *(38)*	5.00 *(38)*	8.00 *(30)*	8.00 *(30)*	5.00 *(40)*
Area 2. Legal System and Property Rights	**3.62**	**4.48**	**5.53**	**5.01**	**5.47**	**5.18**	**5.03**
A. Judicial independence			6.18	5.90	5.57	5.24	4.96
B. Impartial courts			4.91	4.41	5.04	4.97	4.81
C. Protection of property rights			3.23	5.28	5.03	4.87	4.71
D. Military interference in rule of law and politics			6.67	6.67	6.67	6.67	6.67
E. Integrity of the legal system			6.67	5.00	5.00	5.00	4.20
F. Legal enforcement of contracts				2.21	3.11	2.21	2.21
G. Regulatory restrictions on sale of real property				7.22	7.64	7.51	8.04
H. Reliability of police				4.25	5.36	4.67	4.90
I. Business costs of crime				4.14	5.81	5.51	4.77
Area 3. Sound Money	**6.05**	**5.59**	**2.88**	**3.19**	**5.73**	**7.35**	**6.60**
A. Money growth	9.73 *(1.36)*	7.17 *(14.15)*	5.05 *(24.75)*	5.86 *(20.72)*	6.37 *(18.17)*	6.75 *(16.25)*	7.87 *(10.65)*
B. Standard deviation of inflation	7.64 *(5.89)*	7.35 *(6.63)*	2.37 *(19.06)*	0.00 *(26.01)*	8.04 *(4.89)*	9.19 *(2.03)*	7.77 *(5.57)*
C. Inflation: most recent year	6.84 *(15.79)*	7.83 *(10.85)*	4.08 *(29.58)*	6.92 *(15.41)*	8.52 *(7.41)*	8.48 *(7.62)*	5.75 *(21.27)*
D. Freedom to own foreign currency bank accounts	0.00	0.00	0.00	0.00	0.00	5.00	5.00
Area 4. Freedom to Trade Internationally	**2.67**	**5.26**	**5.26**	**5.59**	**6.27**	**6.37**	**6.03**
A. Tariffs	5.60	6.58	4.96	3.97	5.95	5.95	5.88
(i) Revenue from trade taxes (% of trade sector)	5.60 *(6.60)*	6.20 *(5.70)*	4.60 *(8.10)*	4.60 *(8.10)*	4.60 *(8.10)*	4.60 *(8.10)*	4.60 *(8.10)*
(ii) Mean tariff rate		6.96 *(15.20)*	6.08 *(19.60)*	7.30 *(13.50)*	7.46 *(12.70)*	7.46 *(12.70)*	7.46 *(12.70)*
(iii) Standard deviation of tariff rates			4.20 *(14.50)*	0.00 *(34.29)*	5.78 *(10.54)*	5.78 *(10.54)*	5.58 *(11.05)*
B. Regulatory trade barriers				3.92	4.33	4.91	4.86
(i) Non-tariff trade barriers				4.82	5.13	5.19	5.09
(ii) Compliance cost of importing and exporting				3.02	3.54	4.63	4.63
C. Black-market exchange rates	0.40	7.20	10.00	10.00	10.00	10.00	8.74
D. Controls of the movement of capital and people	2.00	2.00	0.83	4.46	4.80	4.64	4.63
(i) Foreign ownership/investment restrictions				6.58	6.04	5.58	5.56
(ii) Capital controls	2.00	2.00	0.83	0.00	1.54	1.54	1.54
(iii) Freedom of foreigners to visit				6.80	6.80	6.80	6.80
Area 5. Regulation	**5.49**	**5.75**	**5.73**	**6.28**	**6.93**	**6.87**	**6.95**
A. Credit Market regulations	4.65	5.35	5.30	7.94	7.70	7.77	8.18
(i) Ownership of banks	2.00	2.00	2.00	10.00	8.00	8.00	8.00
(ii) Private sector credit	7.95	8.05	5.91	5.81	8.09	7.31	6.54
(iii) Interest rate controls/negative real interest rates	4.00	6.00	8.00	8.00	7.00	8.00	10.00
B. Labor Market regulations				6.57	7.23	7.11	7.03
(i) Hiring regulations and minimum wage				5.60	4.43	4.43	4.43
(ii) Hiring and firing regulations				4.56	5.68	5.17	5.06
(iii) Centralized collective bargaining				7.06	7.61	7.36	7.00
(iv) Hours regulations				10.00	10.00	10.00	10.00
(v) Mandated cost of worker dismissal				2.21	5.68	5.68	5.68
(vi) Conscription	10.00	10.00	10.00	10.00	10.00	10.00	10.00
C. Business regulations				4.32	5.87	5.73	5.63
(i) Administrative requirements				3.98	3.92	3.82	4.50
(ii) Bureaucracy costs				1.09	5.26	5.26	5.26
(iii) Starting a business				6.55	7.80	7.87	7.46
(iv) Extra payments/bribes/favoritism				5.46	4.27	3.90	3.78
(v) Licensing restrictions				2.97	5.71	5.49	4.76
(vi) Cost of tax compliance				5.85	8.24	8.04	8.04

Malaysia

	1980	1990	2000	2005	2010	2011	2012
Chain-Linked	Rating (Rank)	Rating (Rank)	Rating (Rank)	Rating (Rank)	Rating (Rank)	Rating (Rank)	Rating (Rank)
Summary Rating (Rank) ➤	**6.94** (11)	**7.40** (13)	**6.79** (52)	**6.99** (58)	**6.99** (63)	**7.01** (61)	**6.99** (66)
Area 1. Size of Government	4.84 (60)	6.27 (38)	6.08 (67)	6.03 (84)	6.13 (74)	6.01 (76)	5.96 (75)
Area 2. Legal System and Property Rights	6.59 (24)	6.52 (30)	5.62 (67)	7.27 (33)	7.14 (32)	7.22 (32)	7.06 (35)
Area 3. Sound Money	9.05 (7)	9.00 (20)	8.15 (54)	6.60 (98)	6.52 (107)	6.50 (107)	6.50 (108)
Area 4. Freedom to Trade Internationally	7.32 (17)	7.75 (23)	6.88 (71)	6.88 (71)	6.97 (71)	7.09 (63)	7.07 (61)
Area 5. Regulation	6.88 (16)	7.46 (11)	7.22 (27)	8.20 (10)	8.23 (5)	8.26 (5)	8.39 (4)
Unadjusted							
Summary Rating (Rank) ➤	**6.76** (13)	**7.43** (15)	**6.79** (51)	**7.00** (64)	**7.00** (70)	**7.02** (74)	**7.00** (74)
	Rating *(Data)*	Rating *(Data)*	Rating *(Data)*	Rating *(Data)*	Rating *(Data)*	Rating *(Data)*	Rating *(Data)*
Area 1. Size of Government	**4.84**	**6.27**	**6.08**	**6.03**	**6.13**	**6.01**	**5.96**
A. Government consumption	4.52 *(24.64)*	5.58 *(21.02)*	5.87 *(20.05)*	5.03 *(22.89)*	5.60 *(20.95)*	5.44 *(21.50)*	5.38 *(21.70)*
B. Transfers and subsidies	8.83 *(4.80)*	9.48 *(2.40)*	8.45 *(6.20)*	9.08 *(3.87)*	8.91 *(4.50)*	8.60 *(5.66)*	8.45 *(6.18)*
C. Government enterprises and investment	4.00 *(37.30)*	4.00 *(33.80)*	2.00 *(47.00)*	2.00 *(45.37)*	2.00 *(45.81)*	2.00 *(42.67)*	2.00 *(42.01)*
D. Top marginal tax rate	2.00	6.00	8.00	8.00	8.00	8.00	8.00
(i) Top marginal income tax rate	2.00 *(60)*	6.00 *(45)*	8.00 *(29)*	8.00 *(28)*	8.00 *(26)*	8.00 *(26)*	8.00 *(26)*
(ii) Top marginal income and payroll tax rate		6.00 *(45)*	8.00 *(29)*	8.00 *(28)*	8.00 *(26)*	8.00 *(26)*	8.00 *(26)*
Area 2. Legal System and Property Rights	**6.59**	**6.52**	**5.62**	**6.99**	**6.86**	**6.94**	**6.79**
A. Judicial independence			4.51	7.24	6.13	6.04	5.91
B. Impartial courts			6.01	7.35	6.59	6.81	6.50
C. Protection of property rights			4.23	7.93	7.19	7.29	7.00
D. Military interference in rule of law and politics			8.33	8.33	8.33	8.33	8.33
E. Integrity of the legal system			5.00	6.67	6.67	6.67	6.67
F. Legal enforcement of contracts				4.27	5.59	5.59	5.59
G. Regulatory restrictions on sale of real property				6.49	8.01	8.65	8.65
H. Reliability of police				7.51	6.72	6.70	6.52
I. Business costs of crime				7.11	6.56	6.42	5.99
Area 3. Sound Money	**9.05**	**9.00**	**8.15**	**6.60**	**6.52**	**6.50**	**6.50**
A. Money growth	8.81 *(5.94)*	8.69 *(6.57)*	9.12 *(-4.39)*	9.16 *(4.21)*	8.93 *(5.34)*	9.13 *(4.33)*	8.87 *(5.63)*
B. Standard deviation of inflation	8.78 *(3.06)*	7.92 *(5.20)*	8.79 *(3.04)*	7.84 *(5.40)*	7.51 *(6.23)*	7.49 *(6.28)*	7.45 *(6.36)*
C. Inflation: most recent year	8.63 *(6.87)*	9.41 *(2.95)*	9.69 *(1.53)*	9.41 *(2.96)*	9.66 *(1.71)*	9.36 *(3.20)*	9.67 *(1.66)*
D. Freedom to own foreign currency bank accounts	10.00	10.00	5.00	0.00	0.00	0.00	0.00
Area 4. Freedom to Trade Internationally	**7.12**	**7.25**	**6.88**	**7.39**	**7.49**	**7.62**	**7.60**
A. Tariffs	6.37	6.76	5.92	6.66	6.92	6.93	6.93
(i) Revenue from trade taxes (% of trade sector)	4.87 *(7.70)*	7.87 *(3.20)*	9.59 *(0.62)*	9.67 *(0.49)*	9.79 *(0.31)*	9.81 *(0.28)*	9.81 *(0.28)*
(ii) Mean tariff rate	7.88 *(10.60)*	7.40 *(13.00)*	8.16 *(9.20)*	8.50 *(7.50)*	8.70 *(6.50)*	8.70 *(6.50)*	8.70 *(6.50)*
(iii) Standard deviation of tariff rates		5.00 *(12.50)*	0.00 *(33.30)*	1.81 *(20.49)*	2.28 *(19.31)*	2.28 *(19.31)*	2.28 *(19.31)*
B. Regulatory trade barriers			7.92	7.03	7.09	7.60	7.53
(i) Non-tariff trade barriers			6.67	6.27	6.31	6.45	6.32
(ii) Compliance cost of importing and exporting			9.17	7.78	7.87	8.74	8.74
C. Black-market exchange rates	10.00	10.00	10.00	10.00	10.00	10.00	10.00
D. Controls of the movement of capital and people	5.00	5.00	3.69	5.89	5.97	5.96	5.94
(i) Foreign ownership/investment restrictions			6.61	7.67	7.13	7.12	7.06
(ii) Capital controls	5.00	5.00	0.77	0.00	0.77	0.77	0.77
(iii) Freedom of foreigners to visit				10.00	10.00	10.00	10.00
Area 5. Regulation	**6.18**	**8.11**	**7.22**	**7.97**	**8.00**	**8.04**	**8.16**
A. Credit Market regulations	6.30	8.02	8.05	9.61	9.42	9.15	9.53
(i) Ownership of banks	5.00	5.00	5.00	10.00	10.00	10.00	10.00
(ii) Private sector credit	7.90	9.06	9.16	8.84	8.27	8.46	8.58
(iii) Interest rate controls/negative real interest rates	6.00	10.00	10.00	10.00	10.00	9.00	10.00
B. Labor Market regulations		8.19	6.60	7.67	7.94	7.96	7.91
(i) Hiring regulations and minimum wage			4.47	10.00	10.00	10.00	10.00
(ii) Hiring and firing regulations		6.65	4.00	5.05	5.82	5.87	5.78
(iii) Centralized collective bargaining	7.93	7.93	7.53	7.95	7.57	7.64	7.46
(iv) Hours regulations			7.01	10.00	10.00	10.00	10.00
(v) Mandated cost of worker dismissal				3.05	4.24	4.24	4.24
(vi) Conscription	10.00	10.00	10.00	10.00	10.00	10.00	10.00
C. Business regulations			7.00	6.63	6.64	7.00	7.05
(i) Administrative requirements			7.13	5.96	5.71	6.01	6.04
(ii) Bureaucracy costs			8.43	3.47	3.26	3.26	3.26
(iii) Starting a business			6.33	8.83	9.64	9.65	9.73
(iv) Extra payments/bribes/favoritism			6.11	7.39	6.06	5.96	6.01
(v) Licensing restrictions				6.25	6.67	8.60	8.77
(vi) Cost of tax compliance				7.87	8.51	8.51	8.51

Mali

	1980	1990	2000	2005	2010	2011	2012
Chain-Linked	Rating (Rank)	Rating (Rank)	Rating (Rank)	Rating (Rank)	Rating (Rank)	Rating (Rank)	Rating (Rank)
Summary Rating (Rank) ➤	**5.73** (34)	**5.11** (72)	**6.19** (80)	**5.98** (98)	**6.08** (99)	**6.20** (97)	**6.05** (101)
Area 1. Size of Government	7.98 (7)	5.80 (55)	7.15 (27)	7.49 (34)	6.45 (61)	7.25 (38)	7.21 (39)
Area 2. Legal System and Property Rights	4.23 (51)	3.02 (90)	5.35 (75)	5.65 (66)	5.62 (71)	5.55 (72)	4.93 (78)
Area 3. Sound Money	6.04 (65)	6.98 (48)	8.40 (47)	6.12 (109)	6.86 (96)	6.61 (103)	6.37 (115)
Area 4. Freedom to Trade Internationally	4.74 (46)	5.06 (55)	5.91 (88)	5.56 (103)	5.97 (97)	5.94 (97)	5.86 (97)
Area 5. Regulation	5.35 (54)	4.61 (92)	4.13 (121)	4.98 (116)	5.33 (113)	5.41 (112)	5.53 (110)
Unadjusted							
Summary Rating (Rank) ➤	**5.92** (30)	**5.28** (66)	**6.19** (81)	**6.02** (108)	**6.12** (127)	**6.12** (128)	**5.98** (133)
	Rating *(Data)*	Rating *(Data)*	Rating *(Data)*	Rating *(Data)*	Rating *(Data)*	Rating *(Data)*	Rating *(Data)*
Area 1. Size of Government	**8.84**	**6.43**	**7.15**	**7.49**	**6.45**	**6.68**	**6.65**
A. Government consumption	10.00 *(4.86)*	7.31 *(15.13)*	7.47 *(14.60)*	8.46 *(11.22)*	5.35 *(21.80)*	7.74 *(13.70)*	8.09 *(12.50)*
B. Transfers and subsidies	9.51 *(2.30)*	9.97 *(0.60)*	9.97 *(0.60)*	10.00 *(0.01)*	10.00 *(0.29)*	10.00 *(0.29)*	10.00 *(0.29)*
C. Government enterprises and investment	7.00 *(21.40)*	2.00 *(45.90)*	4.00 *(35.07)*	4.00 *(33.93)*	4.00 *(45.77)*	4.00 *(36.05)*	5.00 *(19.84)*
D. Top marginal tax rate						5.00	3.50
(i) Top marginal income tax rate						5.00 *(40)*	5.00 *(40)*
(ii) Top marginal income and payroll tax rate							2.00 *(53)*
Area 2. Legal System and Property Rights	**4.23**	**3.02**	**5.35**	**4.52**	**4.49**	**4.44**	**3.94**
A. Judicial independence				4.43	2.89	2.99	2.72
B. Impartial courts			4.38	3.90	4.23	4.09	3.72
C. Protection of property rights				5.12	4.11	4.34	3.78
D. Military interference in rule of law and politics			6.67	5.83	5.83	5.83	4.20
E. Integrity of the legal system			5.00	5.00	5.00	5.00	5.00
F. Legal enforcement of contracts				1.95	2.63	2.63	2.63
G. Regulatory restrictions on sale of real property				4.38	5.47	5.51	5.51
H. Reliability of police				5.48	3.98	4.28	4.11
I. Business costs of crime				4.59	6.29	5.29	3.78
Area 3. Sound Money	**6.04**	**6.98**	**8.40**	**6.12**	**6.86**	**6.61**	**6.37**
A. Money growth	8.58 *(7.09)*	9.10 *(-4.52)*	10.00 *(-0.02)*	8.55 *(7.24)*	9.38 *(3.10)*	8.68 *(6.60)*	8.15 *(9.23)*
B. Standard deviation of inflation	8.83 *(2.93)*	9.36 *(1.59)*	8.72 *(3.20)*	7.21 *(6.97)*	8.29 *(4.26)*	8.35 *(4.13)*	8.40 *(4.00)*
C. Inflation: most recent year	6.74 *(16.31)*	9.45 *(2.73)*	9.86 *(-0.68)*	8.72 *(6.40)*	9.78 *(1.11)*	9.43 *(2.86)*	8.91 *(5.43)*
D. Freedom to own foreign currency bank accounts	0.00	0.00	5.00	0.00	0.00	0.00	0.00
Area 4. Freedom to Trade Internationally	**4.74**	**5.06**	**5.91**	**6.02**	**6.46**	**6.44**	**6.35**
A. Tariffs	5.23	5.97	7.73	7.30	7.62	7.62	7.62
(i) Revenue from trade taxes (% of trade sector)	7.47 *(3.80)*	6.93 *(4.60)*	7.87 *(3.20)*	7.11 *(4.33)*	7.95 *(3.08)*	7.95 *(3.08)*	7.95 *(3.08)*
(ii) Mean tariff rate	3.00 *(35.00)*	5.00 *(25.00)*	7.60 *(12.00)*	7.52 *(12.40)*	7.62 *(11.90)*	7.62 *(11.90)*	7.62 *(11.90)*
(iii) Standard deviation of tariff rates				7.26 *(6.84)*	7.29 *(6.78)*	7.29 *(6.78)*	7.29 *(6.78)*
B. Regulatory trade barriers				3.73	5.54	5.35	5.18
(i) Non-tariff trade barriers				5.04	5.02	4.65	4.37
(ii) Compliance cost of importing and exporting				2.42	6.05	6.05	5.99
C. Black-market exchange rates	9.00	9.20	10.00	10.00	10.00	10.00	10.00
D. Controls of the movement of capital and people	0.00	0.00	0.00	3.05	2.70	2.78	2.60
(i) Foreign ownership/investment restrictions				6.77	4.96	5.19	4.64
(ii) Capital controls	0.00	0.00	0.00	0.00	0.77	0.77	0.77
(iii) Freedom of foreigners to visit				2.38	2.38	2.38	2.38
Area 5. Regulation	**5.73**	**4.94**	**4.13**	**5.94**	**6.35**	**6.45**	**6.60**
A. Credit Market regulations	5.29	6.52	4.94	7.93	8.01	8.01	8.33
(i) Ownership of banks	2.00	2.00	2.00	8.00	8.00	8.00	8.00
(ii) Private sector credit	9.88	9.57	7.89	7.80	8.03	8.03	9.00
(iii) Interest rate controls/negative real interest rates	4.00	8.00		8.00	8.00	8.00	8.00
B. Labor Market regulations				5.58	5.23	5.50	5.67
(i) Hiring regulations and minimum wage				6.70	5.00	6.67	6.67
(ii) Hiring and firing regulations				5.58	4.79	4.82	5.18
(iii) Centralized collective bargaining				6.09	6.00	5.94	6.62
(iv) Hours regulations				8.00	8.00	8.00	8.00
(v) Mandated cost of worker dismissal				7.13	7.57	7.57	7.57
(vi) Conscription	10.00	0.00	0.00	0.00	0.00	0.00	0.00
C. Business regulations				4.30	5.81	5.84	5.78
(i) Administrative requirements				3.33	4.04	4.20	3.92
(ii) Bureaucracy costs				1.74	6.43	6.43	6.43
(iii) Starting a business				4.86	7.65	7.75	7.87
(iv) Extra payments/bribes/favoritism				4.15	2.56	2.46	2.18
(v) Licensing restrictions				4.75	7.20	7.24	7.33
(vi) Cost of tax compliance				6.97	6.97	6.97	6.97

Malta

	1980	1990	2000	2005	2010	2011	2012
Chain-Linked	Rating (Rank)	Rating (Rank)	Rating (Rank)	Rating (Rank)	Rating (Rank)	Rating (Rank)	Rating (Rank)
Summary Rating (Rank) ➤	**5.50** (44)	**5.48** (59)	**6.76** (55)	**7.68** (21)	**7.53** (26)	**7.56** (24)	**7.56** (25)
Area 1. Size of Government	4.67 (65)	4.30 (90)	6.00 (70)	5.85 (89)	5.80 (78)	5.83 (79)	5.76 (82)
Area 2. Legal System and Property Rights		4.48 (65)	8.37 (18)	8.79 (13)	8.60 (14)	8.52 (14)	8.53 (12)
Area 3. Sound Money	6.50 (40)	7.27 (38)	7.00 (81)	8.99 (42)	9.54 (22)	9.50 (22)	9.47 (24)
Area 4. Freedom to Trade Internationally	5.15 (42)	5.78 (46)	6.23 (82)	7.68 (43)	7.30 (52)	7.18 (56)	7.09 (59)
Area 5. Regulation	5.68 (44)	5.55 (66)	6.23 (65)	7.01 (49)	6.36 (90)	6.72 (76)	6.87 (68)
Unadjusted							
Summary Rating (Rank) ➤	**5.57** (44)	**5.54** (57)	**6.76** (63)	**7.63** (21)	**7.48** (27)	**7.63** (19)	**7.63** (20)
	Rating *(Data)*	Rating *(Data)*	Rating *(Data)*	Rating *(Data)*	Rating *(Data)*	Rating *(Data)*	Rating *(Data)*
Area 1. Size of Government	**4.67**	**4.30**	**6.00**	**5.85**	**5.80**	**5.83**	**5.76**
A. Government consumption	5.88 *(20.01)*	5.33 *(21.89)*	5.10 *(22.67)*	4.58 *(24.44)*	4.28 *(25.45)*	4.24 *(25.60)*	4.09 *(26.11)*
B. Transfers and subsidies	6.81 *(12.20)*	5.89 *(15.60)*	5.92 *(15.49)*	5.82 *(15.85)*	5.92 *(15.47)*	6.07 *(14.91)*	5.94 *(15.42)*
C. Government enterprises and investment	6.00 *(28.60)*	6.00 *(28.80)*	6.00 *(28.80)*	6.00	6.00	6.00	6.00
D. Top marginal tax rate	0.00	0.00	7.00	7.00	7.00	7.00	7.00
(i) Top marginal income tax rate	0.00 *(65)*	0.00 *(65)*	7.00 *(35)*	7.00 *(35)*	7.00 *(35)*	7.00 *(35)*	7.00 *(35)*
(ii) Top marginal income and payroll tax rate		0.00 *(65)*	7.00 *(35)*	7.00 *(35)*	7.00 *(35)*	7.00 *(35)*	7.00 *(35)*
Area 2. Legal System and Property Rights		**4.48**	**8.37**	**7.68**	**7.52**	**7.18**	**7.19**
A. Judicial independence				7.18	6.89	6.70	6.30
B. Impartial courts			6.77	5.93	5.01	4.67	4.89
C. Protection of property rights				6.92	7.09	7.60	7.55
D. Military interference in rule of law and politics			10.00	10.00	10.00	10.00	10.00
E. Integrity of the legal system			8.33	8.33	8.33	8.33	8.33
F. Legal enforcement of contracts						4.48	4.48
G. Regulatory restrictions on sale of real property						8.01	8.04
H. Reliability of police				7.12	6.92	6.66	7.14
I. Business costs of crime				8.31	8.37	8.20	7.95
Area 3. Sound Money	**6.50**	**7.27**	**7.00**	**8.99**	**9.54**	**9.50**	**9.47**
A. Money growth	9.68 *(1.60)*	10.00 *(-0.02)*	9.94 *(-0.28)*	6.82 *(15.91)*	8.59 *(7.06)*	8.74 *(6.29)*	8.56 *(7.20)*
B. Standard deviation of inflation	8.80 *(3.00)*	9.74 *(0.64)*	8.51 *(3.72)*	9.75 *(0.63)*	9.87 *(0.32)*	9.80 *(0.50)*	9.80 *(0.49)*
C. Inflation: most recent year	7.52 *(12.40)*	9.36 *(3.21)*	9.53 *(2.37)*	9.40 *(3.01)*	9.70 *(1.52)*	9.46 *(2.72)*	9.52 *(2.42)*
D. Freedom to own foreign currency bank accounts	0.00	0.00	0.00	10.00	10.00	10.00	10.00
Area 4. Freedom to Trade Internationally	**5.44**	**6.11**	**6.23**	**8.57**	**8.15**	**8.21**	**8.12**
A. Tariffs	6.73	6.73	8.51	9.28	8.34	8.27	8.21
(i) Revenue from trade taxes (% of trade sector)	6.73 *(4.90)*	6.73 *(4.90)*	9.58 *(0.63)*	9.59 *(0.62)*	9.63 *(0.55)*	9.66 *(0.51)*	9.63 *(0.55)*
(ii) Mean tariff rate			8.24 *(8.80)*	9.46 *(2.70)*	8.98 *(5.10)*	8.94 *(5.30)*	8.90 *(5.50)*
(iii) Standard deviation of tariff rates			7.72 *(5.70)*	8.80 *(3.00)*	6.41 *(8.98)*	6.23 *(9.43)*	6.11 *(9.74)*
B. Regulatory trade barriers				7.47	7.45	7.85	7.50
(i) Non-tariff trade barriers				7.47	7.45	7.02	6.33
(ii) Compliance cost of importing and exporting						8.68	8.68
C. Black-market exchange rates	7.60	9.60	9.40	10.00	10.00	10.00	10.00
D. Controls of the movement of capital and people	2.00	2.00	0.77	7.51	6.80	6.73	6.75
(i) Foreign ownership/investment restrictions				7.48	6.90	6.68	6.76
(ii) Capital controls	2.00	2.00	0.77	8.46	6.92	6.92	6.92
(iii) Freedom of foreigners to visit				6.58	6.58	6.58	6.58
Area 5. Regulation	**5.68**	**5.55**	**6.23**	**7.07**	**6.42**	**7.43**	**7.60**
A. Credit Market regulations	5.15	4.81	6.62	9.08	8.10	9.02	9.22
(i) Ownership of banks	0.00	0.00	2.00	10.00	10.00	10.00	10.00
(ii) Private sector credit	9.45	8.43	7.86	7.24	4.29	7.05	7.65
(iii) Interest rate controls/negative real interest rates	6.00	6.00	10.00	10.00	10.00	10.00	10.00
B. Labor Market regulations				7.09	6.76	7.16	7.36
(i) Hiring regulations and minimum wage						6.10	6.10
(ii) Hiring and firing regulations				4.14	4.17	4.41	4.82
(iii) Centralized collective bargaining				7.14	6.12	6.45	7.22
(iv) Hours regulations						6.00	6.00
(v) Mandated cost of worker dismissal						10.00	10.00
(vi) Conscription	10.00	10.00	10.00	10.00	10.00	10.00	10.00
C. Business regulations				5.03	4.39	6.12	6.23
(i) Administrative requirements				2.99	3.05	3.34	3.94
(ii) Bureaucracy costs				4.78	4.30	4.30	4.30
(iii) Starting a business						8.62	8.62
(iv) Extra payments/bribes/favoritism				7.32	5.82	5.41	5.06
(v) Licensing restrictions						6.61	6.99
(vi) Cost of tax compliance						8.44	8.44

Mauritania

	1980	1990	2000	2005	2010	2011	2012
Chain-Linked	Rating (Rank)	Rating (Rank)	Rating (Rank)	Rating (Rank)	Rating (Rank)	Rating (Rank)	Rating (Rank)
Summary Rating (Rank) ➤							
Area 1. Size of Government							
Area 2. Legal System and Property Rights							
Area 3. Sound Money							
Area 4. Freedom to Trade Internationally							
Area 5. Regulation							
Unadjusted							
Summary Rating (Rank) ➤				**6.67** (80)	**6.14** (125)	**6.46** (107)	**6.32** (120)
	Rating *(Data)*	Rating *(Data)*	Rating *(Data)*	Rating *(Data)*	Rating *(Data)*	Rating *(Data)*	Rating *(Data)*
Area 1. Size of Government				**8.00**	**6.63**	**7.25**	**6.75**
A. Government consumption				6.01 *(19.57)*	6.26 *(18.70)*	5.76 *(20.40)*	6.74 *(17.10)*
B. Transfers and subsidies							
C. Government enterprises and investment				10.00 *(11.56)*	7.00 *(24.12)*	8.00 *(18.24)*	7.00 *(20.56)*
D. Top marginal tax rate						8.00	6.50
(i) Top marginal income tax rate						8.00 *(30)*	8.00 *(30)*
(ii) Top marginal income and payroll tax rate							5.00 *(40)*
Area 2. Legal System and Property Rights				**5.56**	**4.60**	**4.78**	**4.49**
A. Judicial independence				4.71	2.69	3.04	2.36
B. Impartial courts				5.12	4.18	4.07	3.01
C. Protection of property rights				4.57	4.27	4.06	2.95
D. Military interference in rule of law and politics				5.50	3.00	3.00	3.30
E. Integrity of the legal system							
F. Legal enforcement of contracts				6.04	6.27	6.27	6.27
G. Regulatory restrictions on sale of real property				7.36	7.53	7.53	7.53
H. Reliability of police				5.27	2.74	3.16	3.28
I. Business costs of crime				5.91	6.10	7.12	7.21
Area 3. Sound Money				**7.36**	**6.49**	**6.76**	**6.85**
A. Money growth				9.17 *(4.15)*	8.36 *(8.18)*	7.92 *(10.40)*	8.21 *(8.93)*
B. Standard deviation of inflation				7.71 *(5.72)*	3.83 *(15.42)*	5.27 *(11.82)*	5.17 *(12.06)*
C. Inflation: most recent year				7.57 *(12.13)*	8.74 *(6.28)*	8.86 *(5.68)*	9.01 *(4.94)*
D. Freedom to own foreign currency bank accounts				5.00	5.00	5.00	5.00
Area 4. Freedom to Trade Internationally				**5.98**	**6.01**	**6.43**	**6.20**
A. Tariffs				7.50	7.64	7.64	7.64
(i) Revenue from trade taxes (% of trade sector)							
(ii) Mean tariff rate				7.86 *(10.70)*	8.08 *(9.60)*	8.08 *(9.60)*	8.08 *(9.60)*
(iii) Standard deviation of tariff rates				7.13 *(7.17)*	7.20 *(7.01)*	7.20 *(7.01)*	7.20 *(7.01)*
B. Regulatory trade barriers				4.00	4.93	5.50	4.78
(i) Non-tariff trade barriers				3.40	4.93	6.05	4.36
(ii) Compliance cost of importing and exporting				4.61	4.94	4.94	5.19
C. Black-market exchange rates				10.00	10.00	10.00	10.00
D. Controls of the movement of capital and people				2.42	1.45	2.57	2.40
(i) Foreign ownership/investment restrictions				6.43	3.36	4.37	3.88
(ii) Capital controls				0.83	1.00	3.33	3.33
(iii) Freedom of foreigners to visit				0.00	0.00	0.00	0.00
Area 5. Regulation				**6.43**	**6.97**	**7.09**	**7.29**
A. Credit Market regulations				8.11	8.02	8.77	10.00
(i) Ownership of banks							
(ii) Private sector credit				7.22	8.03	8.55	10.00
(iii) Interest rate controls/negative real interest rates				9.00	8.00	9.00	10.00
B. Labor Market regulations				7.02	7.22	7.40	7.09
(i) Hiring regulations and minimum wage				3.30	5.57	5.57	5.57
(ii) Hiring and firing regulations				7.79	4.99	5.93	4.44
(iii) Centralized collective bargaining				5.88	6.81	6.97	6.59
(iv) Hours regulations				8.00	8.00	8.00	8.00
(v) Mandated cost of worker dismissal				7.13	7.94	7.94	7.94
(vi) Conscription				10.00	10.00	10.00	10.00
C. Business regulations				4.17	5.66	5.09	4.79
(i) Administrative requirements				6.00	4.88	5.22	3.90
(ii) Bureaucracy costs				2.68	7.56	7.56	7.56
(iii) Starting a business				4.03	7.79	7.82	7.88
(iv) Extra payments/bribes/favoritism				3.77	2.66	3.18	2.49
(v) Licensing restrictions				6.36	8.89	4.58	4.73
(vi) Cost of tax compliance				2.20	2.20	2.20	2.20

Mauritius

	1980	1990	2000	2005	2010	2011	2012
Chain-Linked	Rating (Rank)	Rating (Rank)	Rating (Rank)	Rating (Rank)	Rating (Rank)	Rating (Rank)	Rating (Rank)
Summary Rating (Rank) ➤	**4.73** (68)	**6.06** (41)	**7.60** (22)	**7.55** (32)	**7.91** (8)	**7.98** (7)	**8.07** (5)
Area 1. Size of Government	5.63 (34)	6.81 (23)	7.37 (24)	7.19 (44)	7.89 (21)	7.92 (19)	7.95 (20)
Area 2. Legal System and Property Rights		5.51 (51)	6.94 (42)	7.19 (37)	7.86 (25)	8.06 (21)	8.30 (17)
Area 3. Sound Money	4.92 (92)	6.20 (70)	9.58 (12)	9.49 (25)	9.28 (39)	9.22 (42)	9.43 (29)
Area 4. Freedom to Trade Internationally	2.37 (70)	4.90 (62)	7.20 (63)	7.79 (39)	8.12 (22)	8.19 (20)	8.23 (17)
Area 5. Regulation	6.37 (25)	6.81 (23)	6.88 (42)	6.33 (83)	6.71 (72)	6.83 (69)	6.83 (75)
Unadjusted							
Summary Rating (Rank) ➤	**4.90** (62)	**6.21** (38)	**7.60** (20)	**7.57** (28)	**7.93** (6)	**8.00** (6)	**8.09** (5)
	Rating *(Data)*	Rating *(Data)*	Rating *(Data)*	Rating *(Data)*	Rating *(Data)*	Rating *(Data)*	Rating *(Data)*
Area 1. Size of Government	**5.63**	**6.81**	**7.37**	**7.19**	**7.89**	**7.92**	**7.95**
A. Government consumption	7.14 *(15.72)*	7.24 *(15.40)*	7.00 *(16.19)*	6.62 *(17.50)*	7.09 *(15.89)*	7.21 *(15.50)*	7.26 *(15.30)*
B. Transfers and subsidies	8.37 *(6.50)*	8.99 *(4.20)*	8.49 *(6.06)*	8.62 *(5.55)*	8.45 *(6.19)*	8.47 *(6.10)*	8.52 *(5.94)*
C. Government enterprises and investment	4.00 *(36.00)*	4.00 *(37.32)*	6.00 *(28.01)*	6.00 *(29.59)*	7.00 *(24.53)*	7.00 *(23.32)*	7.00 *(24.01)*
D. Top marginal tax rate	3.00	7.00	8.00	7.50	9.00	9.00	9.00
(i) Top marginal income tax rate	3.00 *(50)*	7.00 *(35)*	9.00 *(25)*	8.00 *(30)*	10.00 *(15)*	10.00 *(15)*	10.00 *(15)*
(ii) Top marginal income and payroll tax rate		7.00 *(35)*	7.00 *(33)*	7.00 *(31)*	8.00 *(26)*	8.00 *(26)*	8.00 *(26)*
Area 2. Legal System and Property Rights		**6.28**	**6.94**	**5.68**	**6.21**	**6.37**	**6.56**
A. Judicial independence			6.18	6.11	6.43	6.76	6.67
B. Impartial courts			7.01	6.42	5.80	6.01	6.04
C. Protection of property rights			4.80	7.63	7.06	6.96	6.80
D. Military interference in rule of law and politics			10.00	8.70	7.70	7.70	8.90
E. Integrity of the legal system			6.70				
F. Legal enforcement of contracts				3.94	4.55	4.61	4.96
G. Regulatory restrictions on sale of real property				1.03	6.10	6.23	6.23
H. Reliability of police				5.49	5.47	5.84	5.92
I. Business costs of crime				6.11	6.54	6.84	6.95
Area 3. Sound Money	**4.92**	**6.20**	**9.58**	**9.49**	**9.28**	**9.22**	**9.43**
A. Money growth	9.21 *(3.95)*	7.47 *(12.64)*	9.64 *(-1.81)*	9.35 *(3.25)*	8.82 *(5.88)*	9.31 *(3.45)*	9.48 *(2.58)*
B. Standard deviation of inflation	5.80 *(10.50)*	9.37 *(1.58)*	9.51 *(1.21)*	9.59 *(1.03)*	8.87 *(2.83)*	8.86 *(2.84)*	9.02 *(2.44)*
C. Inflation: most recent year	4.69 *(26.57)*	7.98 *(10.12)*	9.16 *(4.20)*	9.02 *(4.91)*	9.42 *(2.89)*	8.69 *(6.53)*	9.23 *(3.85)*
D. Freedom to own foreign currency bank accounts	0.00	0.00	10.00	10.00	10.00	10.00	10.00
Area 4. Freedom to Trade Internationally	**2.44**	**4.51**	**7.20**	**7.98**	**8.31**	**8.39**	**8.42**
A. Tariffs	3.31	3.14	3.54	7.44	9.17	9.19	9.34
(i) Revenue from trade taxes (% of trade sector)	3.60 *(9.60)*	4.93 *(7.60)*	6.81 *(4.78)*	7.59 *(3.62)*	9.71 *(0.44)*	9.73 *(0.40)*	9.76 *(0.36)*
(ii) Mean tariff rate	3.02 *(34.90)*	4.48 *(27.60)*	3.80 *(31.00)*	8.30 *(8.50)*	9.72 *(1.40)*	9.72 *(1.40)*	9.78 *(1.10)*
(iii) Standard deviation of tariff rates		0.00 *(91.50)*	0.00 *(27.80)*	6.43 *(8.93)*	8.08 *(4.80)*	8.11 *(4.72)*	8.47 *(3.83)*
B. Regulatory trade barriers			7.44	6.99	7.34	7.58	7.52
(i) Non-tariff trade barriers			7.88	6.15	6.43	6.46	6.34
(ii) Compliance cost of importing and exporting			6.99	7.82	8.26	8.70	8.70
C. Black-market exchange rates	2.00	8.40	10.00	10.00	10.00	10.00	10.00
D. Controls of the movement of capital and people	2.00	2.00	7.84	7.48	6.73	6.77	6.82
(i) Foreign ownership/investment restrictions			8.75	6.57	6.63	6.75	6.90
(ii) Capital controls	2.00	2.00	6.92	6.92	4.62	4.62	4.62
(iii) Freedom of foreigners to visit				8.96	8.96	8.96	8.96
Area 5. Regulation	**6.59**	**7.25**	**6.88**	**7.51**	**7.97**	**8.11**	**8.10**
A. Credit Market regulations	7.28	9.33	9.53	9.27	9.40	9.73	9.87
(i) Ownership of banks	8.00	10.00	10.00	10.00	10.00	10.00	10.00
(ii) Private sector credit	6.56	10.00	9.59	8.82	8.21	9.20	9.61
(iii) Interest rate controls/negative real interest rates		8.00	9.00	9.00	10.00	10.00	10.00
B. Labor Market regulations			4.90	6.93	7.63	7.68	7.78
(i) Hiring regulations and minimum wage			3.12	10.00	10.00	10.00	10.00
(ii) Hiring and firing regulations			1.98	2.59	4.61	4.81	5.06
(iii) Centralized collective bargaining			3.55	3.52	5.64	5.73	6.07
(iv) Hours regulations			5.85	8.70	8.00	8.00	8.00
(v) Mandated cost of worker dismissal				6.76	7.53	7.53	7.53
(vi) Conscription	10.00	10.00	10.00	10.00	10.00	10.00	10.00
C. Business regulations			6.22	6.33	6.86	6.92	6.67
(i) Administrative requirements			5.93	2.16	4.28	4.50	4.75
(ii) Bureaucracy costs			7.50	4.40	4.67	4.67	4.67
(iii) Starting a business			5.42	8.44	9.77	9.77	9.77
(iv) Extra payments/bribes/favoritism			6.01	6.56	5.62	5.84	5.70
(v) Licensing restrictions				8.25	8.65	8.54	6.82
(vi) Cost of tax compliance				8.20	8.20	8.20	8.30

Mexico

	1980	1990	2000	2005	2010	2011	2012
Chain-Linked	Rating (Rank)	Rating (Rank)	Rating (Rank)	Rating (Rank)	Rating (Rank)	Rating (Rank)	Rating (Rank)
Summary Rating (Rank) ➤	**5.13** (58)	**6.13** (39)	**6.44** (70)	**6.82** (69)	**6.70** (76)	**6.71** (73)	**6.74** (73)
Area 1. Size of Government	5.32 (43)	7.44 (9)	7.14 (28)	7.11 (48)	7.18 (38)	7.02 (42)	7.10 (40)
Area 2. Legal System and Property Rights	6.29 (29)	6.76 (28)	4.25 (97)	4.87 (79)	4.49 (91)	4.54 (90)	4.38 (92)
Area 3. Sound Money	7.70 (25)	3.59 (106)	6.85 (88)	8.08 (67)	8.07 (73)	8.12 (75)	8.10 (73)
Area 4. Freedom to Trade Internationally	1.32 (83)	7.85 (21)	7.47 (55)	7.28 (56)	7.04 (68)	7.07 (67)	7.05 (63)
Area 5. Regulation	5.05 (68)	5.04 (76)	6.50 (51)	6.60 (76)	6.57 (80)	6.65 (80)	6.89 (66)
Unadjusted							
Summary Rating (Rank) ➤	**5.19** (55)	**6.26** (36)	**6.44** (69)	**6.83** (73)	**6.71** (93)	**6.72** (93)	**6.75** (91)
	Rating *(Data)*	Rating *(Data)*	Rating *(Data)*	Rating *(Data)*	Rating *(Data)*	Rating *(Data)*	Rating *(Data)*
Area 1. Size of Government	**5.69**	**7.96**	**7.14**	**7.11**	**7.18**	**7.02**	**7.10**
A. Government consumption	7.83 *(13.36)*	8.60 *(10.75)*	7.65 *(13.98)*	7.51 *(14.46)*	7.29 *(15.23)*	7.18 *(15.60)*	7.47 *(14.60)*
B. Transfers and subsidies	8.94 *(4.40)*	9.25 *(3.24)*	7.92 *(8.13)*	7.92 *(8.13)*	7.92 *(8.13)*	7.92 *(8.13)*	7.92 *(8.13)*
C. Government enterprises and investment	2.00 *(43.00)*	7.00 *(23.90)*	8.00 *(16.80)*	7.00 *(22.40)*	6.00 *(29.26)*	7.00 *(24.03)*	7.00 *(23.75)*
D. Top marginal tax rate	4.00	7.00	5.00	6.00	7.50	6.00	6.00
(i) Top marginal income tax rate	4.00 *(55)*	7.00 *(40)*	7.00 *(40)*	8.00 *(30)*	9.00 *(30)*	8.00 *(30)*	8.00 *(30)*
(ii) Top marginal income and payroll tax rate			3.00 *(47)*	4.00 *(42)*	6.00 *(43)*	4.00 *(43)*	4.00 *(43)*
Area 2. Legal System and Property Rights	**6.29**	**6.76**	**4.25**	**4.96**	**4.57**	**4.63**	**4.46**
A. Judicial independence			3.34	4.41	3.74	3.94	3.91
B. Impartial courts			5.18	3.85	3.72	3.88	3.91
C. Protection of property rights			4.38	6.05	5.05	5.36	5.32
D. Military interference in rule of law and politics			5.00	7.50	7.50	6.67	5.80
E. Integrity of the legal system			3.33	5.00	3.33	3.33	2.50
F. Legal enforcement of contracts				5.39	5.39	5.45	5.57
G. Regulatory restrictions on sale of real property				6.89	6.86	6.86	6.86
H. Reliability of police				3.29	2.64	3.02	3.29
I. Business costs of crime				2.28	2.91	3.15	2.99
Area 3. Sound Money	**7.70**	**3.59**	**6.85**	**8.08**	**8.07**	**8.12**	**8.10**
A. Money growth	6.27 *(18.66)*	0.00 *(51.34)*	7.22 *(13.89)*	8.60 *(7.02)*	8.48 *(7.59)*	8.54 *(7.28)*	8.71 *(6.46)*
B. Standard deviation of inflation	9.08 *(2.29)*	0.00 *(43.89)*	7.09 *(7.27)*	9.51 *(1.22)*	9.61 *(0.97)*	9.60 *(1.00)*	9.52 *(1.19)*
C. Inflation: most recent year	5.44 *(22.80)*	4.37 *(28.13)*	8.10 *(9.50)*	9.20 *(3.99)*	9.17 *(4.16)*	9.32 *(3.41)*	9.18 *(4.11)*
D. Freedom to own foreign currency bank accounts	10.00	10.00	5.00	5.00	5.00	5.00	5.00
Area 4. Freedom to Trade Internationally	**1.30**	**7.63**	**7.47**	**7.25**	**7.01**	**7.04**	**7.03**
A. Tariffs	1.91	7.88	7.48	7.55	6.58	6.69	6.81
(i) Revenue from trade taxes (% of trade sector)	0.00 *(17.60)*	8.67 *(2.00)*	9.37 *(0.94)*	9.37 *(0.94)*	9.37 *(0.94)*	9.37 *(0.94)*	9.37 *(0.94)*
(ii) Mean tariff rate	3.82 *(30.90)*	7.78 *(11.10)*	6.76 *(16.20)*	8.16 *(9.20)*	8.20 *(9.00)*	8.34 *(8.30)*	8.44 *(7.80)*
(iii) Standard deviation of tariff rates		7.20 *(7.00)*	6.32 *(9.20)*	5.13 *(12.18)*	2.15 *(19.62)*	2.36 *(19.09)*	2.61 *(18.49)*
B. Regulatory trade barriers			7.28	7.04	7.23	7.17	7.14
(i) Non-tariff trade barriers			6.40	6.15	6.05	5.94	5.72
(ii) Compliance cost of importing and exporting			8.16	7.93	8.41	8.41	8.56
C. Black-market exchange rates	0.00	10.00	10.00	10.00	10.00	10.00	10.00
D. Controls of the movement of capital and people	2.00	5.00	5.12	4.43	4.23	4.28	4.16
(i) Foreign ownership/investment restrictions			8.70	7.54	6.97	7.12	6.75
(ii) Capital controls	2.00	5.00	1.54	1.54	1.54	1.54	1.54
(iii) Freedom of foreigners to visit				4.20	4.20	4.20	4.20
Area 5. Regulation	**4.97**	**5.33**	**6.50**	**6.75**	**6.72**	**6.80**	**7.05**
A. Credit Market regulations	5.62	5.58	9.48	8.86	8.65	8.68	9.48
(i) Ownership of banks	8.00	0.00	10.00	10.00	10.00	10.00	10.00
(ii) Private sector credit	4.87	8.74	9.43	6.57	5.94	6.05	8.44
(iii) Interest rate controls/negative real interest rates	4.00	8.00	9.00	10.00	10.00	10.00	10.00
B. Labor Market regulations		5.08	4.40	5.74	5.40	5.48	5.49
(i) Hiring regulations and minimum wage			2.75	6.70	6.67	6.67	6.67
(ii) Hiring and firing regulations		5.00	4.10	4.65	3.47	3.84	3.95
(iii) Centralized collective bargaining		7.24	5.65	6.89	6.41	6.55	6.51
(iv) Hours regulations			6.51	8.00	8.00	8.00	8.00
(v) Mandated cost of worker dismissal				5.18	4.82	4.82	4.82
(vi) Conscription	3.00	3.00	3.00	3.00	3.00	3.00	3.00
C. Business regulations			5.62	5.65	6.11	6.25	6.17
(i) Administrative requirements			6.73	2.70	3.15	3.41	3.37
(ii) Bureaucracy costs			6.33	3.79	4.69	4.69	4.69
(iii) Starting a business			3.70	8.95	9.57	9.61	9.60
(iv) Extra payments/bribes/favoritism			5.73	6.19	4.16	4.34	4.16
(v) Licensing restrictions				8.48	9.00	9.21	8.94
(vi) Cost of tax compliance				3.81	6.11	6.22	6.26

Moldova

	1980	1990	2000	2005	2010	2011	2012
Chain-Linked	Rating (Rank)	Rating (Rank)	Rating (Rank)	Rating (Rank)	Rating (Rank)	Rating (Rank)	Rating (Rank)
Summary Rating (Rank) ➤							
Area 1. Size of Government							
Area 2. Legal System and Property Rights							
Area 3. Sound Money							
Area 4. Freedom to Trade Internationally							
Area 5. Regulation							
Unadjusted							
Summary Rating (Rank) ➤				**6.77** (75)	**6.75** (89)	**6.88** (80)	**6.85** (86)
	Rating *(Data)*	Rating *(Data)*	Rating *(Data)*	Rating *(Data)*	Rating *(Data)*	Rating *(Data)*	Rating *(Data)*
Area 1. Size of Government				**8.04**	**7.31**	**7.47**	**7.38**
A. Government consumption				7.55 *(14.33)*	6.15 *(19.10)*	6.59 *(17.60)*	6.18 *(19.00)*
B. Transfers and subsidies				6.56 *(13.13)*	6.07 *(14.91)*	6.28 *(14.16)*	6.35 *(13.90)*
C. Government enterprises and investment				10.00 *(8.09)*	10.00 *(3.62)*	10.00 *(6.30)*	10.00 *(9.35)*
D. Top marginal tax rate					7.00	7.00	7.00
(i) Top marginal income tax rate					10.00 *(18)*	10.00 *(18)*	10.00 *(18)*
(ii) Top marginal income and payroll tax rate					4.00 *(41)*	4.00 *(41)*	4.00 *(41)*
Area 2. Legal System and Property Rights				**5.30**	**5.48**	**5.50**	**5.31**
A. Judicial independence				1.98	1.99	1.80	1.54
B. Impartial courts				2.62	3.34	3.23	2.60
C. Protection of property rights				4.20	3.86	3.89	3.62
D. Military interference in rule of law and politics				6.67	6.67	6.67	6.67
E. Integrity of the legal system				8.33	7.50	7.50	7.50
F. Legal enforcement of contracts				6.71	6.07	6.26	6.19
G. Regulatory restrictions on sale of real property				8.73	9.61	9.61	9.59
H. Reliability of police				3.60	3.41	3.45	3.40
I. Business costs of crime				4.88	6.82	7.10	6.68
Area 3. Sound Money				**6.65**	**7.38**	**7.55**	**7.74**
A. Money growth				5.30 *(23.51)*	8.06 *(9.72)*	8.78 *(6.09)*	8.28 *(8.61)*
B. Standard deviation of inflation				8.92 *(2.70)*	7.96 *(5.10)*	7.99 *(5.04)*	8.61 *(3.47)*
C. Inflation: most recent year				7.38 *(13.11)*	8.52 *(7.40)*	8.45 *(7.74)*	9.07 *(4.64)*
D. Freedom to own foreign currency bank accounts				5.00	5.00	5.00	5.00
Area 4. Freedom to Trade Internationally				**6.81**	**6.81**	**6.85**	**6.82**
A. Tariffs				8.50	8.64	8.68	8.67
(i) Revenue from trade taxes (% of trade sector)			9.23 *(1.15)*	9.15 *(1.27)*	9.15 *(1.28)*	9.27 *(1.09)*	9.23 *(1.15)*
(ii) Mean tariff rate				8.96 *(5.20)*	9.08 *(4.60)*	9.08 *(4.60)*	9.08 *(4.60)*
(iii) Standard deviation of tariff rates				7.38 *(6.55)*	7.68 *(5.80)*	7.68 *(5.80)*	7.70 *(5.75)*
B. Regulatory trade barriers				5.50	5.39	5.49	5.45
(i) Non-tariff trade barriers				5.70	5.48	5.69	5.60
(ii) Compliance cost of importing and exporting				5.30	5.30	5.30	5.30
C. Black-market exchange rates				10.00	10.00	10.00	10.00
D. Controls of the movement of capital and people				3.26	3.23	3.22	3.17
(i) Foreign ownership/investment restrictions				5.02	4.94	4.90	4.76
(ii) Capital controls				0.00	0.00	0.00	0.00
(iii) Freedom of foreigners to visit				4.76	4.76	4.76	4.76
Area 5. Regulation				**7.06**	**6.78**	**7.02**	**6.98**
A. Credit Market regulations				9.33	8.97	9.55	9.47
(i) Ownership of banks				8.00	10.00	10.00	10.00
(ii) Private sector credit			9.09	10.00	7.90	8.66	8.40
(iii) Interest rate controls/negative real interest rates				10.00	9.00	10.00	10.00
B. Labor Market regulations				6.04	5.50	5.55	5.53
(i) Hiring regulations and minimum wage				6.70	5.57	5.57	5.57
(ii) Hiring and firing regulations				5.73	4.11	4.45	4.39
(iii) Centralized collective bargaining				7.48	7.55	7.49	7.41
(iv) Hours regulations				6.00	6.00	6.00	6.00
(v) Mandated cost of worker dismissal				7.31	6.79	6.79	6.79
(vi) Conscription				3.00	3.00	3.00	3.00
C. Business regulations				5.81	5.88	5.95	5.93
(i) Administrative requirements				2.55	3.22	3.34	3.07
(ii) Bureaucracy costs				3.53	5.43	5.43	5.43
(iii) Starting a business				8.84	9.58	9.62	9.69
(iv) Extra payments/bribes/favoritism				6.78	3.56	3.71	3.39
(v) Licensing restrictions				5.76	6.03	6.05	6.05
(vi) Cost of tax compliance				7.40	7.44	7.53	7.97

Mongolia

	1980	1990	2000	2005	2010	2011	2012
Chain-Linked	Rating (Rank)	Rating (Rank)	Rating (Rank)	Rating (Rank)	Rating (Rank)	Rating (Rank)	Rating (Rank)
Summary Rating (Rank) ➤							
Area 1. Size of Government							
Area 2. Legal System and Property Rights							
Area 3. Sound Money							
Area 4. Freedom to Trade Internationally							
Area 5. Regulation							

Unadjusted							
Summary Rating (Rank) ➤				**7.06** (60)	**6.93** (76)	**7.08** (68)	**6.98** (77)
	Rating *(Data)*	Rating *(Data)*	Rating *(Data)*	Rating *(Data)*	Rating *(Data)*	Rating *(Data)*	Rating *(Data)*
Area 1. Size of Government				**7.58**	**7.20**	**7.27**	**7.25**
A. Government consumption				6.41 *(18.22)*	5.73 *(20.53)*	5.65 *(20.80)*	5.59 *(21.00)*
B. Transfers and subsidies				7.90 *(8.20)*	7.08 *(11.23)*	6.42 *(13.64)*	6.39 *(13.74)*
C. Government enterprises and investment				10.00 *(7.63)*	7.00 *(20.50)*	8.00 *(18.55)*	8.00 *(16.96)*
D. Top marginal tax rate				6.00	9.00	9.00	9.00
(i) Top marginal income tax rate				8.00 *(30)*	10.00 *(10)*	10.00 *(10)*	10.00 *(10)*
(ii) Top marginal income and payroll tax rate				4.00 *(49)*	8.00 *(29)*	8.00 *(29)*	8.00 *(29)*
Area 2. Legal System and Property Rights				**5.28**	**5.67**	**5.80**	**5.74**
A. Judicial independence				2.62	2.67	2.92	3.11
B. Impartial courts				2.52	3.21	3.55	3.14
C. Protection of property rights				5.00	3.84	4.06	4.26
D. Military interference in rule of law and politics				8.80	8.33	8.33	8.33
E. Integrity of the legal system					6.67	6.67	6.67
F. Legal enforcement of contracts				6.24	6.24	6.24	6.24
G. Regulatory restrictions on sale of real property				9.07	9.10	9.10	9.11
H. Reliability of police				3.23	4.42	4.73	4.55
I. Business costs of crime				4.73	6.52	6.60	6.24
Area 3. Sound Money				**8.31**	**7.22**	**7.80**	**7.60**
A. Money growth				8.48 *(7.61)*	4.74 *(26.30)*	6.57 *(17.16)*	6.84 *(15.79)*
B. Standard deviation of inflation				7.30 *(6.74)*	6.17 *(9.57)*	6.54 *(8.64)*	6.54 *(8.66)*
C. Inflation: most recent year				7.46 *(12.72)*	7.97 *(10.15)*	8.10 *(9.48)*	7.00 *(14.98)*
D. Freedom to own foreign currency bank accounts				10.00	10.00	10.00	10.00
Area 4. Freedom to Trade Internationally				**6.81**	**6.94**	**6.93**	**6.90**
A. Tariffs				9.18	9.13	9.11	9.16
(i) Revenue from trade taxes (% of trade sector)				9.01 *(1.48)*	8.69 *(1.96)*	8.64 *(2.04)*	8.77 *(1.84)*
(ii) Mean tariff rate				9.16 *(4.20)*	9.00 *(5.00)*	9.00 *(5.00)*	9.00 *(5.00)*
(iii) Standard deviation of tariff rates				9.37 *(1.58)*	9.70 *(0.75)*	9.70 *(0.75)*	9.72 *(0.70)*
B. Regulatory trade barriers				4.62	4.35	4.21	4.14
(i) Non-tariff trade barriers				3.90	5.32	5.49	5.34
(ii) Compliance cost of importing and exporting				5.34	3.37	2.93	2.93
C. Black-market exchange rates				10.00	10.00	10.00	10.00
D. Controls of the movement of capital and people				3.43	4.29	4.38	4.30
(i) Foreign ownership/investment restrictions				6.75	6.06	6.31	5.77
(ii) Capital controls				3.08	6.36	6.36	6.67
(iii) Freedom of foreigners to visit				0.45	0.45	0.45	0.45
Area 5. Regulation				**7.33**	**7.64**	**7.60**	**7.42**
A. Credit Market regulations				9.13	9.50	9.24	8.73
(i) Ownership of banks							
(ii) Private sector credit			10.00	9.25	10.00	8.47	7.45
(iii) Interest rate controls/negative real interest rates				9.00	9.00	10.00	10.00
B. Labor Market regulations				7.05	7.18	7.16	7.03
(i) Hiring regulations and minimum wage				8.90	8.90	8.90	8.90
(ii) Hiring and firing regulations				7.00	5.95	5.83	5.09
(iii) Centralized collective bargaining				8.25	7.96	7.99	7.95
(iv) Hours regulations				6.00	8.00	8.00	8.00
(v) Mandated cost of worker dismissal				9.17	9.25	9.25	9.25
(vi) Conscription				3.00	3.00	3.00	3.00
C. Business regulations				5.82	6.24	6.39	6.50
(i) Administrative requirements				2.92	2.83	3.35	3.11
(ii) Bureaucracy costs				3.36	6.70	6.70	6.70
(iii) Starting a business				9.12	9.44	9.59	9.63
(iv) Extra payments/bribes/favoritism				4.67	3.19	3.39	3.84
(v) Licensing restrictions				7.12	7.44	7.46	7.87
(vi) Cost of tax compliance				7.71	7.85	7.85	7.85

Montenegro

	1980	1990	2000	2005	2010	2011	2012
Chain-Linked	Rating (Rank)	Rating (Rank)	Rating (Rank)	Rating (Rank)	Rating (Rank)	Rating (Rank)	Rating (Rank)
Summary Rating (Rank) ➤							
Area 1. Size of Government							
Area 2. Legal System and Property Rights							
Area 3. Sound Money							
Area 4. Freedom to Trade Internationally							
Area 5. Regulation							
Unadjusted							
Summary Rating (Rank) ➤				**6.71** (79)	**7.45** (33)	**7.25** (50)	**7.41** (38)
	Rating *(Data)*	Rating *(Data)*	Rating *(Data)*	Rating *(Data)*	Rating *(Data)*	Rating *(Data)*	Rating *(Data)*
Area 1. Size of Government				**5.60**	**5.58**	**5.72**	**6.24**
A. Government consumption				3.81 *(27.03)*	5.24 *(22.20)*	5.65 *(20.80)*	6.21 *(18.90)*
B. Transfers and subsidies							
C. Government enterprises and investment				6.00 *(25.80)*	4.00 *(26.87)*	4.00 *(30.94)*	5.00 *(25.05)*
D. Top marginal tax rate				7.00	7.50	7.50	7.50
(i) Top marginal income tax rate				9.00 *(23)*	10.00 *(14)*	10.00 *(10)*	10.00 *(10)*
(ii) Top marginal income and payroll tax rate					5.00 *(40)*	5.00 *(40)*	5.00 *(40)*
Area 2. Legal System and Property Rights				**5.56**	**6.47**	**6.27**	**5.94**
A. Judicial independence				3.50	5.28	4.86	4.40
B. Impartial courts				3.50	5.41	4.97	4.51
C. Protection of property rights				4.50	6.20	5.98	5.37
D. Military interference in rule of law and politics				10.00	7.70	7.70	7.80
E. Integrity of the legal system							
F. Legal enforcement of contracts				4.80	4.80	4.80	4.80
G. Regulatory restrictions on sale of real property				7.72	7.64	7.64	7.66
H. Reliability of police				4.49	6.52	6.70	6.09
I. Business costs of crime				5.96	8.20	7.53	6.93
Area 3. Sound Money				**8.79**	**9.57**	**8.94**	**9.39**
A. Money growth					9.94 *(-0.29)*	7.96 *(-10.21)*	9.43 *(-2.84)*
B. Standard deviation of inflation				7.24 *(6.90)*	8.48 *(3.81)*	8.44 *(3.89)*	8.50 *(3.75)*
C. Inflation: most recent year				9.14 *(4.32)*	9.87 *(0.65)*	9.36 *(3.18)*	9.63 *(1.86)*
D. Freedom to own foreign currency bank accounts				10.00	10.00	10.00	10.00
Area 4. Freedom to Trade Internationally				**7.23**	**7.89**	**7.77**	**7.74**
A. Tariffs				7.51	8.13	8.13	8.18
(i) Revenue from trade taxes (% of trade sector)				7.80 *(3.30)*	7.80 *(3.30)*	7.80 *(3.30)*	7.80 *(3.30)*
(ii) Mean tariff rate				8.68 *(6.60)*	9.02 *(4.90)*	9.02 *(4.90)*	9.14 *(4.30)*
(iii) Standard deviation of tariff rates				6.05 *(9.90)*	7.57 *(6.08)*	7.57 *(6.08)*	7.61 *(5.98)*
B. Regulatory trade barriers				6.31	7.23	6.88	6.77
(i) Non-tariff trade barriers				4.50	6.35	5.64	5.42
(ii) Compliance cost of importing and exporting				8.12	8.12	8.12	8.12
C. Black-market exchange rates				10.00	10.00	10.00	10.00
D. Controls of the movement of capital and people				5.10	6.19	6.06	6.01
(i) Foreign ownership/investment restrictions					6.55	6.15	6.01
(ii) Capital controls					6.92	6.92	6.92
(iii) Freedom of foreigners to visit				5.10	5.10	5.10	5.10
Area 5. Regulation				**6.38**	**7.75**	**7.57**	**7.75**
A. Credit Market regulations				9.45	9.78	9.62	10.00
(i) Ownership of banks				10.00	10.00	10.00	10.00
(ii) Private sector credit				8.34	9.34	8.86	10.00
(iii) Interest rate controls/negative real interest rates				10.00	10.00	10.00	10.00
B. Labor Market regulations				4.76	7.66	7.13	7.16
(i) Hiring regulations and minimum wage				6.70	8.90	5.57	5.57
(ii) Hiring and firing regulations				2.00	5.21	5.14	5.08
(iii) Centralized collective bargaining				2.50	6.35	6.34	6.53
(iv) Hours regulations				8.00	10.00	8.00	8.00
(v) Mandated cost of worker dismissal				6.38	5.51	7.76	7.76
(vi) Conscription				3.00	10.00	10.00	10.00
C. Business regulations				4.92	5.81	5.96	6.09
(i) Administrative requirements				4.00	5.06	4.87	4.32
(ii) Bureaucracy costs				3.00	4.81	4.81	4.81
(iii) Starting a business				9.16	9.66	9.66	9.66
(iv) Extra payments/bribes/favoritism				3.00	5.62	5.54	5.09
(v) Licensing restrictions				4.55	3.90	4.45	6.24
(vi) Cost of tax compliance				5.83	5.83	6.41	6.41

Morocco

	1980	1990	2000	2005	2010	2011	2012
Chain-Linked	Rating (Rank)	Rating (Rank)	Rating (Rank)	Rating (Rank)	Rating (Rank)	Rating (Rank)	Rating (Rank)
Summary Rating (Rank) ➤	**4.45** (77)	**5.18** (70)	**6.14** (82)	**6.37** (83)	**6.45** (87)	**6.52** (85)	**6.40** (91)
Area 1. Size of Government	4.63 (67)	5.91 (48)	6.32 (56)	6.71 (61)	6.50 (59)	6.56 (61)	5.92 (76)
Area 2. Legal System and Property Rights	2.24 (80)	3.99 (73)	7.68 (28)	7.55 (28)	7.30 (30)	7.37 (30)	7.34 (29)
Area 3. Sound Money	6.26 (52)	6.50 (64)	6.96 (83)	7.10 (86)	7.07 (90)	7.17 (89)	7.14 (88)
Area 4. Freedom to Trade Internationally	4.35 (49)	4.66 (65)	4.40 (117)	4.92 (118)	5.34 (110)	5.45 (109)	5.60 (104)
Area 5. Regulation	4.82 (77)	4.90 (81)	5.36 (103)	5.61 (103)	5.91 (104)	5.89 (105)	5.81 (106)
Unadjusted							
Summary Rating (Rank) ➤	**4.42** (77)	**5.20** (68)	**6.14** (85)	**6.42** (93)	**6.50** (104)	**6.57** (100)	**6.45** (113)
	Rating *(Data)*	Rating *(Data)*	Rating *(Data)*	Rating *(Data)*	Rating *(Data)*	Rating *(Data)*	Rating *(Data)*
Area 1. Size of Government	**4.63**	**5.91**	**6.32**	**6.71**	**6.50**	**6.56**	**5.92**
A. Government consumption	5.51 *(21.26)*	6.12 *(19.18)*	5.10 *(22.65)*	4.48 *(24.75)*	4.87 *(23.43)*	5.97 *(19.70)*	4.62 *(24.30)*
B. Transfers and subsidies	9.02 *(4.10)*	9.51 *(2.30)*	8.16 *(7.25)*	8.37 *(6.48)*	8.13 *(7.35)*	7.28 *(10.50)*	7.04 *(11.35)*
C. Government enterprises and investment	2.00 *(46.80)*	8.00 *(19.80)*	8.00 *(18.10)*	10.00 *(13.60)*	8.00 *(18.67)*	8.00 *(18.44)*	8.00 *(17.66)*
D. Top marginal tax rate	2.00	0.00	4.00	4.00	5.00	5.00	4.00
(i) Top marginal income tax rate	2.00 *(64)*	0.00 *(87)*	4.00 *(44)*	4.00 *(44)*	5.00 *(38)*	5.00 *(38)*	5.00 *(38)*
(ii) Top marginal income and payroll tax rate					5.00 *(38)*	5.00 *(38)*	3.00 *(46)*
Area 2. Legal System and Property Rights	**2.24**	**3.99**	**7.68**	**6.17**	**5.97**	**6.03**	**6.00**
A. Judicial independence				4.07	4.28	4.17	3.98
B. Impartial courts			6.37	5.06	4.83	4.86	4.25
C. Protection of property rights				6.26	5.62	6.01	6.35
D. Military interference in rule of law and politics			6.67	6.67	6.67	6.67	6.67
E. Integrity of the legal system			10.00	8.33	8.33	8.33	7.50
F. Legal enforcement of contracts				4.30	5.09	5.09	5.09
G. Regulatory restrictions on sale of real property				7.65	6.97	6.64	6.93
H. Reliability of police				6.65	5.34	5.56	6.13
I. Business costs of crime				6.60	6.60	6.90	7.12
Area 3. Sound Money	**6.26**	**6.50**	**6.96**	**7.10**	**7.07**	**7.17**	**7.14**
A. Money growth	8.75 *(6.25)*	8.09 *(9.57)*	8.63 *(6.84)*	8.94 *(5.29)*	9.29 *(3.56)*	9.71 *(1.44)*	9.82 *(0.91)*
B. Standard deviation of inflation	8.19 *(4.52)*	9.06 *(2.36)*	9.60 *(0.99)*	9.65 *(0.86)*	9.18 *(2.05)*	9.16 *(2.10)*	8.98 *(2.54)*
C. Inflation: most recent year	8.11 *(9.46)*	8.87 *(5.66)*	9.62 *(1.89)*	9.80 *(0.98)*	9.80 *(0.99)*	9.82 *(0.92)*	9.74 *(1.28)*
D. Freedom to own foreign currency bank accounts	0.00	0.00	0.00	0.00	0.00	0.00	0.00
Area 4. Freedom to Trade Internationally	**4.41**	**4.73**	**4.40**	**6.28**	**6.81**	**6.96**	**7.15**
A. Tariffs	1.43	4.78	3.19	4.74	5.55	5.79	6.13
(i) Revenue from trade taxes (% of trade sector)	2.87 *(10.70)*	4.27 *(8.60)*	5.09 *(7.36)*	7.51 *(3.73)*	8.44 *(2.34)*	8.64 *(2.04)*	9.13 *(1.30)*
(ii) Mean tariff rate	0.00 *(54.00)*	5.30 *(23.50)*	3.28 *(33.60)*	6.12 *(19.40)*	6.38 *(18.10)*	7.14 *(14.30)*	7.42 *(12.90)*
(iii) Standard deviation of tariff rates			1.20 *(22.00)*	0.59 *(23.52)*	1.82 *(20.45)*	1.59 *(21.02)*	1.85 *(20.38)*
B. Regulatory trade barriers				5.88	6.87	7.06	7.34
(i) Non-tariff trade barriers				4.98	5.49	5.87	6.43
(ii) Compliance cost of importing and exporting				6.78	8.24	8.24	8.24
C. Black-market exchange rates	9.80	7.40	10.00	9.42	10.00	10.00	10.00
D. Controls of the movement of capital and people	2.00	2.00	0.00	5.07	4.81	4.98	5.11
(i) Foreign ownership/investment restrictions				7.07	6.30	6.81	7.19
(ii) Capital controls	2.00	2.00	0.00	0.77	0.77	0.77	0.77
(iii) Freedom of foreigners to visit				7.37	7.37	7.37	7.37
Area 5. Regulation	**4.55**	**4.90**	**5.36**	**5.84**	**6.15**	**6.12**	**6.04**
A. Credit Market regulations	5.69	6.09	7.32	7.74	7.40	7.19	6.89
(i) Ownership of banks	5.00	5.00	5.00	5.00	5.00	5.00	5.00
(ii) Private sector credit	6.38	5.26	7.95	9.21	9.19	8.58	7.66
(iii) Interest rate controls/negative real interest rates		8.00	9.00	9.00	8.00	8.00	8.00
B. Labor Market regulations				3.65	4.52	4.52	4.51
(i) Hiring regulations and minimum wage				0.00	1.10	1.10	1.10
(ii) Hiring and firing regulations				5.30	5.08	4.88	4.46
(iii) Centralized collective bargaining				7.50	6.65	6.86	7.20
(iv) Hours regulations				6.00	8.00	8.00	8.00
(v) Mandated cost of worker dismissal				2.12	5.29	5.29	5.29
(vi) Conscription	1.00	1.00	1.00	1.00	1.00	1.00	1.00
C. Business regulations				6.12	6.52	6.64	6.72
(i) Administrative requirements				3.56	3.86	4.06	4.23
(ii) Bureaucracy costs				5.40	4.90	4.90	4.90
(iii) Starting a business				9.26	9.42	9.45	9.55
(iv) Extra payments/bribes/favoritism				5.08	4.70	5.17	5.31
(v) Licensing restrictions				7.42	8.91	8.94	8.94
(vi) Cost of tax compliance				5.99	7.33	7.33	7.40

Mozambique

	1980	1990	2000	2005	2010	2011	2012
Chain-Linked	Rating (Rank)	Rating (Rank)	Rating (Rank)	Rating (Rank)	Rating (Rank)	Rating (Rank)	Rating (Rank)
Summary Rating (Rank) ➤							
Area 1. Size of Government							
Area 2. Legal System and Property Rights							
Area 3. Sound Money							
Area 4. Freedom to Trade Internationally							
Area 5. Regulation							
Unadjusted							
Summary Rating (Rank) ➤				**5.45** (129)	**5.49** (142)	**5.87** (135)	**6.09** (127)
	Rating *(Data)*	Rating *(Data)*	Rating *(Data)*	Rating *(Data)*	Rating *(Data)*	Rating *(Data)*	Rating *(Data)*
Area 1. Size of Government				**5.47**	**5.66**	**6.62**	**7.09**
A. Government consumption			8.08 *(12.51)*	8.41 *(11.41)*	7.62 *(14.10)*	7.38 *(14.90)*	7.35 *(15.00)*
B. Transfers and subsidies					9.01 *(4.14)*	9.10 *(3.80)*	9.02 *(4.09)*
C. Government enterprises and investment				2.00 *(45.74)*	0.00 *(63.51)*	4.00 *(37.71)*	6.00 *(25.80)*
D. Top marginal tax rate				6.00	6.00	6.00	6.00
(i) Top marginal income tax rate				7.00 *(32)*	7.00 *(32)*	7.00 *(32)*	7.00 *(32)*
(ii) Top marginal income and payroll tax rate				5.00 *(37)*	5.00 *(38)*	5.00 *(38)*	5.00 *(38)*
Area 2. Legal System and Property Rights				**3.23**	**4.23**	**4.20**	**4.11**
A. Judicial independence				2.46	2.83	2.40	2.59
B. Impartial courts				2.68	3.69	3.62	3.43
C. Protection of property rights				4.82	4.17	4.23	4.10
D. Military interference in rule of law and politics				3.61	6.67	6.67	6.67
E. Integrity of the legal system				5.00	5.00	5.00	5.00
F. Legal enforcement of contracts				0.00	0.00	0.00	0.00
G. Regulatory restrictions on sale of real property				4.54	6.35	6.58	6.73
H. Reliability of police				3.07	4.32	4.03	3.61
I. Business costs of crime				2.85	5.06	5.26	4.91
Area 3. Sound Money				**7.64**	**5.86**	**6.13**	**6.35**
A. Money growth		2.88 *(35.58)*	7.63 *(11.85)*	8.45 *(7.77)*	7.37 *(13.16)*	8.07 *(9.64)*	7.58 *(12.11)*
B. Standard deviation of inflation				8.56 *(3.59)*	8.60 *(3.51)*	8.50 *(3.74)*	8.25 *(4.37)*
C. Inflation: most recent year				8.57 *(7.17)*	7.46 *(12.70)*	7.93 *(10.35)*	9.58 *(2.09)*
D. Freedom to own foreign currency bank accounts				5.00	0.00	0.00	0.00
Area 4. Freedom to Trade Internationally				**6.10**	**6.52**	**6.48**	**6.61**
A. Tariffs				6.75	7.98	7.97	7.97
(i) Revenue from trade taxes (% of trade sector)					8.90 *(1.65)*	8.88 *(1.68)*	8.89 *(1.67)*
(ii) Mean tariff rate				7.38 *(13.10)*	7.98 *(10.10)*	7.98 *(10.10)*	7.98 *(10.10)*
(iii) Standard deviation of tariff rates				6.13 *(9.68)*	7.05 *(7.37)*	7.05 *(7.37)*	7.05 *(7.37)*
B. Regulatory trade barriers				5.10	5.65	5.53	6.07
(i) Non-tariff trade barriers				4.68	4.82	4.58	5.30
(ii) Compliance cost of importing and exporting				5.53	6.49	6.49	6.84
C. Black-market exchange rates				10.00	10.00	10.00	10.00
D. Controls of the movement of capital and people				2.54	2.43	2.42	2.39
(i) Foreign ownership/investment restrictions				6.70	6.38	6.34	6.27
(ii) Capital controls				0.00	0.00	0.00	0.00
(iii) Freedom of foreigners to visit				0.91	0.91	0.91	0.91
Area 5. Regulation				**4.82**	**5.20**	**5.92**	**6.30**
A. Credit Market regulations				7.16	6.67	8.60	9.24
(i) Ownership of banks					10.00	10.00	10.00
(ii) Private sector credit				5.31	0.00	5.80	7.71
(iii) Interest rate controls/negative real interest rates			10.00	9.00	10.00	10.00	10.00
B. Labor Market regulations				2.96	2.76	3.05	3.08
(i) Hiring regulations and minimum wage				2.80	1.67	3.33	3.33
(ii) Hiring and firing regulations				3.01	3.90	4.17	4.34
(iii) Centralized collective bargaining				5.25	4.97	4.80	4.82
(iv) Hours regulations				6.70	6.00	6.00	6.00
(v) Mandated cost of worker dismissal				0.00	0.00	0.00	0.00
(vi) Conscription				0.00	0.00	0.00	0.00
C. Business regulations				4.35	6.19	6.11	6.59
(i) Administrative requirements				2.01	4.33	4.01	4.06
(ii) Bureaucracy costs				2.31	6.84	6.84	6.84
(iii) Starting a business				5.73	9.46	9.38	9.39
(iv) Extra payments/bribes/favoritism				5.09	4.28	4.19	3.51
(v) Licensing restrictions				3.50	4.78	4.79	8.33
(vi) Cost of tax compliance				7.42	7.42	7.42	7.42

Myanmar

	1980	1990	2000	2005	2010	2011	2012
Chain-Linked	Rating (Rank)	Rating (Rank)	Rating (Rank)	Rating (Rank)	Rating (Rank)	Rating (Rank)	Rating (Rank)
Summary Rating (Rank) ➤	**4.50** (75)	**3.13** (109)	**3.67** (123)	**3.63** (122)	**3.79** (123)	**3.81** (122)	**4.78** (120)
Area 1. Size of Government			5.76 (78)	6.33 (76)	5.80 (77)	5.67 (84)	6.17 (70)
Area 2. Legal System and Property Rights	5.35 (41)	3.50 (82)	2.92 (118)	2.60 (117)	3.19 (113)	3.19 (112)	3.27 (114)
Area 3. Sound Money	6.90 (31)	4.23 (99)	5.53 (111)	4.96 (118)	5.73 (117)	5.94 (118)	6.46 (111)
Area 4. Freedom to Trade Internationally	0.00 (91)	0.00 (104)	0.00 (122)	0.00 (122)	0.00 (122)	0.00 (122)	0.00 (122)
Area 5. Regulation	3.03 (96)	3.04 (106)	4.14 (120)	4.36 (121)	4.39 (123)	4.48 (122)	4.93 (118)
Unadjusted							
Summary Rating (Rank) ➤	**3.86** (91)	**2.69** (113)	**3.67** (123)	**4.01** (139)	**4.18** (152)	**4.21** (151)	**5.28** (143)
	Rating *(Data)*	Rating *(Data)*	Rating *(Data)*	Rating *(Data)*	Rating *(Data)*	Rating *(Data)*	Rating *(Data)*
Area 1. Size of Government			**5.76**	**6.33**	**5.80**	**5.67**	**6.17**
A. Government consumption			8.28 *(11.86)*	10.00 *(4.10)*	8.40 *(11.44)*	8.01 *(12.77)*	8.01 *(12.77)*
B. Transfers and subsidies							
C. Government enterprises and investment		2.00 *(45.00)*	4.00 *(34.36)*	4.00 *(34.36)*	4.00	4.00	4.00
D. Top marginal tax rate			5.00	5.00	5.00	5.00	6.50
(i) Top marginal income tax rate			5.00 *(40)*	5.00 *(40)*	5.00 *(40)*	5.00 *(40)*	8.00 *(30)*
(ii) Top marginal income and payroll tax rate			5.00 *(40)*	5.00 *(40)*	5.00 *(40)*	5.00 *(40)*	5.00 *(40)*
Area 2. Legal System and Property Rights	**5.35**	**3.50**	**2.92**	**2.60**	**3.19**	**3.19**	**3.27**
A. Judicial independence							3.06
B. Impartial courts			3.76	2.80	2.90	2.90	2.38
C. Protection of property rights							2.52
D. Military interference in rule of law and politics			0.00	0.00	1.67	1.67	2.50
E. Integrity of the legal system			5.00	5.00	5.00	5.00	5.00
F. Legal enforcement of contracts							1.87
G. Regulatory restrictions on sale of real property							5.50
H. Reliability of police							3.29
I. Business costs of crime							3.30
Area 3. Sound Money	**6.90**	**4.23**	**5.53**	**4.96**	**5.73**	**5.94**	**6.46**
A. Money growth	9.26 *(3.69)*	7.46 *(12.70)*	6.93 *(15.36)*	7.10 *(14.51)*	7.71 *(11.43)*	7.94 *(10.28)*	7.61 *(11.93)*
B. Standard deviation of inflation	8.59 *(3.53)*	3.16 *(17.09)*	5.22 *(11.96)*	4.60 *(13.49)*	6.76 *(8.10)*	6.83 *(7.93)*	8.52 *(3.70)*
C. Inflation: most recent year	9.75 *(1.24)*	6.29 *(18.54)*	9.98 *(-0.11)*	8.13 *(9.37)*	8.46 *(7.72)*	9.00 *(5.02)*	9.71 *(1.47)*
D. Freedom to own foreign currency bank accounts	0.00	0.00	0.00	0.00	0.00	0.00	0.00
Area 4. Freedom to Trade Internationally	**0.18**	**0.00**	**0.00**	**1.81**	**1.78**	**1.78**	**5.58**
A. Tariffs	0.53	0.00	0.00	5.42	5.35	5.35	5.40
(i) Revenue from trade taxes (% of trade sector)	0.53 *(14.20)*	0.00 *(19.35)*	0.00 *(19.80)*	0.00 *(57.21)*	0.00 *(57.21)*	0.00 *(57.21)*	0.00 *(57.21)*
(ii) Mean tariff rate				9.10 *(4.50)*	8.88 *(5.60)*	8.88 *(5.60)*	8.88 *(5.60)*
(iii) Standard deviation of tariff rates				7.16 *(7.11)*	7.16 *(7.11)*	7.16 *(7.11)*	7.31 *(6.72)*
B. Regulatory trade barriers							5.67
(i) Non-tariff trade barriers							4.95
(ii) Compliance cost of importing and exporting							6.38
C. Black-market exchange rates	0.00	0.00	0.00	0.00	0.00	0.00	10.00
D. Controls of the movement of capital and people	0.00	0.00	0.00	0.00	0.00	0.00	1.26
(i) Foreign ownership/investment restrictions							3.78
(ii) Capital controls	0.00	0.00	0.00	0.00	0.00	0.00	0.00
(iii) Freedom of foreigners to visit				0.00	0.00	0.00	0.00
Area 5. Regulation	**3.03**	**3.04**	**4.14**	**4.36**	**4.39**	**4.48**	**4.93**
A. Credit Market regulations	0.47	0.50	3.42	4.00	5.08	5.33	5.29
(i) Ownership of banks	0.00	0.00	0.00	0.00	0.00	0.00	0.00
(ii) Private sector credit	1.40	1.49	3.26	1.99	5.25	5.98	5.87
(iii) Interest rate controls/negative real interest rates	0.00	0.00	7.00	10.00	10.00	10.00	10.00
B. Labor Market regulations							4.88
(i) Hiring regulations and minimum wage							0.00
(ii) Hiring and firing regulations							5.41
(iii) Centralized collective bargaining							7.62
(iv) Hours regulations							10.00
(v) Mandated cost of worker dismissal							6.26
(vi) Conscription	3.00	3.00	3.00	3.00	0.00	0.00	0.00
C. Business regulations							4.60
(i) Administrative requirements							2.85
(ii) Bureaucracy costs							
(iii) Starting a business							2.51
(iv) Extra payments/bribes/favoritism							2.10
(v) Licensing restrictions							7.30
(vi) Cost of tax compliance							8.26

Namibia

	1980	1990	2000	2005	2010	2011	2012
Chain-Linked	Rating (Rank)	Rating (Rank)	Rating (Rank)	Rating (Rank)	Rating (Rank)	Rating (Rank)	Rating (Rank)
Summary Rating (Rank) ➤		**5.11** (73)	**6.38** (72)	**6.51** (76)	**6.43** (89)	**6.07** (102)	**6.37** (94)
Area 1. Size of Government	3.02 (96)	4.88 (77)	5.14 (90)	6.21 (81)	5.69 (80)	5.10 (100)	5.50 (91)
Area 2. Legal System and Property Rights		2.33 (103)	8.15 (21)	7.74 (25)	7.84 (26)	7.47 (27)	7.28 (31)
Area 3. Sound Money		5.82 (77)	6.07 (107)	6.48 (103)	6.36 (111)	6.26 (112)	6.67 (103)
Area 4. Freedom to Trade Internationally		5.85 (45)	5.13 (111)	5.03 (114)	5.24 (111)	5.23 (112)	5.30 (110)
Area 5. Regulation		6.75 (25)	7.43 (18)	7.22 (39)	7.11 (40)	6.34 (93)	7.01 (54)
Unadjusted							
Summary Rating (Rank) ➤		**5.05** (72)	**6.38** (70)	**6.65** (81)	**6.57** (98)	**6.20** (125)	**6.50** (109)
	Rating *(Data)*	Rating *(Data)*	Rating *(Data)*	Rating *(Data)*	Rating *(Data)*	Rating *(Data)*	Rating *(Data)*
Area 1. Size of Government	**1.70**	**4.92**	**5.14**	**6.21**	**5.69**	**5.10**	**5.50**
A. Government consumption	3.40 *(28.44)*	1.50 *(34.91)*	2.24 *(32.40)*	4.41 *(24.99)*	3.79 *(27.10)*	3.53 *(28.00)*	3.15 *(29.30)*
B. Transfers and subsidies		9.26 *(3.20)*	9.33 *(2.96)*	9.41 *(2.66)*	8.98 *(4.25)*	8.85 *(4.71)*	8.85 *(4.71)*
C. Government enterprises and investment	0.00 *(57.90)*	4.00 *(38.60)*	4.00 *(32.26)*	4.00 *(34.27)*	4.00 *(32.19)*	2.00 *(40.90)*	4.00 *(33.83)*
D. Top marginal tax rate			5.00	7.00	6.00	6.00	6.00
(i) Top marginal income tax rate			5.00 *(36)*	7.00 *(35)*	6.00 *(37)*	6.00 *(37)*	6.00 *(37)*
(ii) Top marginal income and payroll tax rate			5.00 *(36)*	7.00 *(35)*	6.00 *(37)*	6.00 *(37)*	6.00 *(37)*
Area 2. Legal System and Property Rights		**2.33**	**8.15**	**6.59**	**6.68**	**6.36**	**6.20**
A. Judicial independence			7.18	7.07	6.44	5.92	6.18
B. Impartial courts			7.75	5.94	6.10	5.44	5.39
C. Protection of property rights			5.82	7.46	7.28	6.80	6.81
D. Military interference in rule of law and politics			10.00	10.00	10.00	10.00	10.00
E. Integrity of the legal system			10.00	8.33	8.33	8.33	8.33
F. Legal enforcement of contracts				6.25	6.25	6.25	4.82
G. Regulatory restrictions on sale of real property				6.28	4.76	4.59	4.44
H. Reliability of police				3.63	5.97	5.28	5.06
I. Business costs of crime				4.32	4.94	4.64	4.76
Area 3. Sound Money		**5.44**	**6.07**	**6.48**	**6.36**	**6.26**	**6.67**
A. Money growth			7.57 *(12.15)*	8.97 *(5.17)*	8.24 *(8.82)*	7.92 *(10.39)*	9.20 *(3.98)*
B. Standard deviation of inflation		7.99 *(5.03)*	8.70 *(3.25)*	7.40 *(6.49)*	8.12 *(4.71)*	8.13 *(4.68)*	8.76 *(3.09)*
C. Inflation: most recent year		8.33 *(8.34)*	8.00 *(10.02)*	9.55 *(2.26)*	9.11 *(4.47)*	8.99 *(5.05)*	8.69 *(6.54)*
D. Freedom to own foreign currency bank accounts		0.00	0.00	0.00	0.00	0.00	0.00
Area 4. Freedom to Trade Internationally		**5.85**	**5.13**	**6.30**	**6.57**	**6.55**	**6.64**
A. Tariffs	8.12	6.14	5.40	5.70	6.24	6.19	6.29
(i) Revenue from trade taxes (% of trade sector)		5.13 *(7.30)*	1.63 *(12.55)*	3.04 *(10.44)*	5.19 *(7.21)*	5.19 *(7.21)*	5.19 *(7.21)*
(ii) Mean tariff rate	8.12 *(9.40)*	7.80 *(11.00)*	8.56 *(7.20)*	8.88 *(5.60)*	8.46 *(7.70)*	8.46 *(7.70)*	8.48 *(7.60)*
(iii) Standard deviation of tariff rates		5.48 *(11.30)*	6.00 *(10.00)*	5.17 *(12.08)*	5.07 *(12.32)*	4.92 *(12.71)*	5.20 *(12.01)*
B. Regulatory trade barriers				5.74	6.02	6.11	6.16
(i) Non-tariff trade barriers				5.25	5.80	5.41	5.49
(ii) Compliance cost of importing and exporting				6.23	6.23	6.82	6.82
C. Black-market exchange rates		9.40	10.00	10.00	10.00	10.00	10.00
D. Controls of the movement of capital and people		2.00	0.00	3.76	4.00	3.90	4.10
(i) Foreign ownership/investment restrictions				6.64	6.58	6.27	6.11
(ii) Capital controls		2.00	0.00	0.00	0.77	0.77	1.54
(iii) Freedom of foreigners to visit				4.65	4.65	4.65	4.65
Area 5. Regulation		**6.73**	**7.43**	**7.69**	**7.57**	**6.76**	**7.47**
A. Credit Market regulations		7.68	9.79	9.99	8.99	6.67	8.63
(i) Ownership of banks			10.00	10.00	10.00	10.00	10.00
(ii) Private sector credit		9.37	9.36	9.98	6.97	0.00	7.89
(iii) Interest rate controls/negative real interest rates		6.00	10.00	10.00	10.00	10.00	8.00
B. Labor Market regulations				7.61	7.71	7.61	7.65
(i) Hiring regulations and minimum wage				10.00	10.00	10.00	10.00
(ii) Hiring and firing regulations				3.68	3.57	3.31	3.14
(iii) Centralized collective bargaining				6.18	6.42	6.07	6.46
(iv) Hours regulations				8.00	8.00	8.00	8.00
(v) Mandated cost of worker dismissal				7.78	8.27	8.27	8.27
(vi) Conscription		10.00	10.00	10.00	10.00	10.00	10.00
C. Business regulations				5.47	6.02	5.99	6.14
(i) Administrative requirements				2.87	3.98	4.03	4.21
(ii) Bureaucracy costs				3.45	4.73	4.73	4.73
(iii) Starting a business				6.77	7.71	7.69	7.73
(iv) Extra payments/bribes/favoritism				5.80	5.45	4.96	4.86
(v) Licensing restrictions				8.15	8.47	8.45	8.86
(vi) Cost of tax compliance				5.80	5.80	6.08	6.48

Nepal

	1980	1990	2000	2005	2010	2011	2012
Chain-Linked	Rating (Rank)	Rating (Rank)	Rating (Rank)	Rating (Rank)	Rating (Rank)	Rating (Rank)	Rating (Rank)
Summary Rating (Rank) ➤	**5.49** (46)	**5.11** (74)	**5.87** (93)	**6.23** (87)	**5.91** (104)	**6.01** (105)	**5.94** (104)
Area 1. Size of Government	6.77 (14)	5.50 (62)	5.30 (85)	9.23 (1)	7.70 (24)	7.76 (27)	7.59 (30)
Area 2. Legal System and Property Rights			5.01 (78)	2.98 (113)	2.84 (117)	3.07 (115)	3.11 (115)
Area 3. Sound Money	6.10 (60)	6.26 (68)	6.97 (82)	6.60 (99)	6.26 (114)	6.34 (111)	6.40 (114)
Area 4. Freedom to Trade Internationally	4.59 (47)	3.57 (83)	5.97 (87)	6.15 (87)	5.96 (98)	5.89 (98)	5.94 (96)
Area 5. Regulation	5.24 (60)	5.83 (49)	6.09 (77)	6.29 (85)	6.89 (52)	7.02 (51)	6.70 (80)
Unadjusted							
Summary Rating (Rank) ➤	**5.77** (34)	**5.37** (64)	**5.87** (94)	**6.50** (85)	**6.29** (117)	**6.23** (124)	**6.16** (126)
	Rating *(Data)*	Rating *(Data)*	Rating *(Data)*	Rating *(Data)*	Rating *(Data)*	Rating *(Data)*	Rating *(Data)*
Area 1. Size of Government	**6.77**	**5.50**	**5.30**	**9.23**	**8.34**	**7.56**	**7.39**
A. Government consumption	9.55 *(7.54)*	9.00 *(9.40)*	8.60 *(10.77)*	8.45 *(11.27)*	8.40 *(11.45)*	8.62 *(10.70)*	8.15 *(12.30)*
B. Transfers and subsidies					9.62 *(1.89)*	9.61 *(1.92)*	9.42 *(2.61)*
C. Government enterprises and investment	4.00 *(37.30)*	2.00 *(43.20)*	2.00 *(43.20)*	10.00 *(14.64)*	7.00 *(20.25)*	7.00 *(23.00)*	7.00 *(23.28)*
D. Top marginal tax rate						5.00	5.00
(i) Top marginal income tax rate						5.00 *(40)*	5.00 *(40)*
(ii) Top marginal income and payroll tax rate							
Area 2. Legal System and Property Rights			**5.01**	**4.05**	**3.85**	**4.17**	**4.22**
A. Judicial independence				5.16	3.63	3.80	3.83
B. Impartial courts			4.42	3.57	3.27	3.68	3.28
C. Protection of property rights				5.09	3.65	4.19	4.10
D. Military interference in rule of law and politics			5.61	0.00	1.80	1.80	2.60
E. Integrity of the legal system							
F. Legal enforcement of contracts				3.37	3.37	3.37	3.37
G. Regulatory restrictions on sale of real property				7.80	8.26	8.29	8.33
H. Reliability of police				3.45	3.21	4.14	4.47
I. Business costs of crime				3.97	3.61	4.09	3.76
Area 3. Sound Money	**6.10**	**6.26**	**6.97**	**6.60**	**6.26**	**6.34**	**6.40**
A. Money growth	8.07 *(9.66)*	7.71 *(11.47)*	9.19 *(-4.05)*	8.91 *(-5.46)*	8.34 *(8.32)*	8.39 *(8.04)*	8.74 *(6.28)*
B. Standard deviation of inflation	7.86 *(5.36)*	9.48 *(1.29)*	9.19 *(2.03)*	8.86 *(2.86)*	8.72 *(3.20)*	8.86 *(2.85)*	8.75 *(3.13)*
C. Inflation: most recent year	8.48 *(7.61)*	7.86 *(10.71)*	9.50 *(2.48)*	8.63 *(6.84)*	8.00 *(9.98)*	8.09 *(9.55)*	8.11 *(9.45)*
D. Freedom to own foreign currency bank accounts	0.00	0.00	0.00	0.00	0.00	0.00	0.00
Area 4. Freedom to Trade Internationally	**4.97**	**3.87**	**5.97**	**6.62**	**6.43**	**6.35**	**6.40**
A. Tariffs	4.92	4.81	6.10	6.14	6.29	6.25	6.36
(i) Revenue from trade taxes (% of trade sector)	4.27 *(8.60)*	4.13 *(8.80)*	6.59 *(5.11)*	5.97 *(6.05)*	5.72 *(6.42)*	5.73 *(6.40)*	5.66 *(6.51)*
(ii) Mean tariff rate	5.58 *(22.10)*	5.48 *(22.60)*	7.06 *(14.70)*	7.06 *(14.70)*	7.54 *(12.30)*	7.54 *(12.30)*	7.54 *(12.30)*
(iii) Standard deviation of tariff rates			4.64 *(13.40)*	5.39 *(11.54)*	5.62 *(10.95)*	5.47 *(11.32)*	5.87 *(10.33)*
B. Regulatory trade barriers				4.58	4.72	4.44	4.58
(i) Non-tariff trade barriers				4.79	4.90	4.52	4.94
(ii) Compliance cost of importing and exporting				4.37	4.54	4.35	4.21
C. Black-market exchange rates	10.00	6.80	10.00	10.00	10.00	10.00	10.00
D. Controls of the movement of capital and people	0.00	0.00	1.82	5.77	4.69	4.71	4.65
(i) Foreign ownership/investment restrictions				4.82	4.08	4.14	3.96
(ii) Capital controls	0.00	0.00	1.82	2.50	0.00	0.00	0.00
(iii) Freedom of foreigners to visit				10.00	10.00	10.00	10.00
Area 5. Regulation	**5.24**	**5.83**	**6.09**	**6.02**	**6.58**	**6.71**	**6.41**
A. Credit Market regulations	4.00	5.56	6.25	7.23	8.19	8.23	7.28
(i) Ownership of banks	0.00	0.00	0.00	2.00	8.00	8.00	8.00
(ii) Private sector credit	6.00	6.68	8.76	9.68	9.56	9.70	9.85
(iii) Interest rate controls/negative real interest rates	6.00	10.00	10.00	10.00	7.00	7.00	4.00
B. Labor Market regulations				5.91	5.90	5.83	5.82
(i) Hiring regulations and minimum wage				4.40	3.33	3.33	3.33
(ii) Hiring and firing regulations				3.56	4.13	4.09	3.73
(iii) Centralized collective bargaining				5.86	5.35	4.97	5.25
(iv) Hours regulations				10.00	10.00	10.00	10.00
(v) Mandated cost of worker dismissal				1.66	2.60	2.60	2.60
(vi) Conscription	10.00	10.00	10.00	10.00	10.00	10.00	10.00
C. Business regulations				4.91	5.66	6.07	6.12
(i) Administrative requirements				3.07	3.13	3.65	3.48
(ii) Bureaucracy costs				4.18	6.68	6.68	6.68
(iii) Starting a business				8.18	8.68	8.72	9.09
(iv) Extra payments/bribes/favoritism				4.20	3.22	3.18	3.02
(v) Licensing restrictions				4.41	5.93	7.86	8.12
(vi) Cost of tax compliance				5.43	6.35	6.35	6.35

Netherlands

	1980	1990	2000	2005	2010	2011	2012
Chain-Linked	Rating (Rank)	Rating (Rank)	Rating (Rank)	Rating (Rank)	Rating (Rank)	Rating (Rank)	Rating (Rank)
Summary Rating (Rank) ➤	**7.23** (8)	**7.60** (10)	**8.21** (8)	**7.92** (15)	**7.57** (24)	**7.68** (20)	**7.63** (18)
Area 1. Size of Government	4.03 (80)	4.94 (74)	4.46 (106)	4.40 (112)	3.36 (122)	3.64 (121)	3.59 (122)
Area 2. Legal System and Property Rights	7.48 (13)	8.35 (2)	9.62 (1)	9.37 (2)	9.08 (5)	9.27 (1)	9.14 (3)
Area 3. Sound Money	9.43 (4)	9.64 (9)	9.57 (14)	9.46 (28)	9.56 (21)	9.54 (19)	9.52 (18)
Area 4. Freedom to Trade Internationally	8.59 (10)	8.62 (14)	9.57 (2)	8.69 (7)	8.71 (8)	8.71 (7)	8.61 (7)
Area 5. Regulation	6.73 (19)	6.46 (32)	7.84 (7)	7.70 (16)	7.17 (35)	7.28 (37)	7.34 (36)
Unadjusted							
Summary Rating (Rank) ➤	**7.29** (10)	**7.56** (12)	**8.21** (8)	**7.73** (18)	**7.39** (37)	**7.50** (28)	**7.45** (34)
	Rating *(Data)*	Rating *(Data)*	Rating *(Data)*	Rating *(Data)*	Rating *(Data)*	Rating *(Data)*	Rating *(Data)*
Area 1. Size of Government	**4.34**	**4.94**	**4.46**	**4.40**	**3.36**	**3.64**	**3.59**
A. Government consumption	5.23 *(22.22)*	5.93 *(19.85)*	2.54 *(31.37)*	2.05 *(33.02)*	0.42 *(38.56)*	0.50 *(38.30)*	0.47 *(38.40)*
B. Transfers and subsidies	2.13 *(29.40)*	2.32 *(28.70)*	2.79 *(26.97)*	4.55 *(20.51)*	3.02 *(26.12)*	3.06 *(25.97)*	2.87 *(26.65)*
C. Government enterprises and investment	10.00 *(14.80)*	10.00 *(12.70)*	10.00 *(13.80)*	8.00 *(17.37)*	7.00 *(20.91)*	8.00 *(18.96)*	8.00 *(19.60)*
D. Top marginal tax rate	0.00	1.50	2.50	3.00	3.00	3.00	3.00
(i) Top marginal income tax rate	0.00 *(72)*	3.00 *(60)*	3.00 *(52)*	3.00 *(52)*	3.00 *(52)*	3.00 *(52)*	3.00 *(52)*
(ii) Top marginal income and payroll tax rate		0.00 *(63)*	2.00 *(54)*	3.00 *(52)*	3.00 *(52)*	3.00 *(52)*	3.00 *(52)*
Area 2. Legal System and Property Rights	**7.48**	**8.35**	**9.62**	**8.36**	**8.10**	**8.27**	**8.15**
A. Judicial independence			9.52	9.05	8.91	9.06	8.63
B. Impartial courts			9.52	8.90	7.32	7.61	7.42
C. Protection of property rights			9.09	9.21	8.06	8.39	8.28
D. Military interference in rule of law and politics			10.00	10.00	10.00	10.00	10.00
E. Integrity of the legal system			10.00	10.00	10.00	10.00	10.00
F. Legal enforcement of contracts				5.11	5.14	5.14	5.14
G. Regulatory restrictions on sale of real property				7.90	7.86	7.86	7.95
H. Reliability of police				7.99	8.51	8.72	8.49
I. Business costs of crime				7.05	7.08	7.61	7.44
Area 3. Sound Money	**9.43**	**9.64**	**9.57**	**9.46**	**9.56**	**9.54**	**9.52**
A. Money growth	9.47 *(2.64)*	9.45 *(2.74)*	9.26 *(3.70)*	8.87 *(5.64)*	8.92 *(5.40)*	9.05 *(4.75)*	9.02 *(4.91)*
B. Standard deviation of inflation	9.35 *(1.63)*	9.58 *(1.04)*	9.54 *(1.15)*	9.30 *(1.75)*	9.57 *(1.08)*	9.57 *(1.07)*	9.57 *(1.07)*
C. Inflation: most recent year	8.90 *(5.52)*	9.54 *(2.31)*	9.50 *(2.52)*	9.66 *(1.70)*	9.75 *(1.27)*	9.53 *(2.35)*	9.51 *(2.45)*
D. Freedom to own foreign currency bank accounts	10.00	10.00	10.00	10.00	10.00	10.00	10.00
Area 4. Freedom to Trade Internationally	**9.00**	**8.81**	**9.57**	**8.55**	**8.58**	**8.58**	**8.48**
A. Tariffs	8.99	8.44	9.18	8.39	8.34	8.27	8.21
(i) Revenue from trade taxes (% of trade sector)	9.73 *(0.40)*	9.67 *(0.50)*	9.78 *(0.33)*	9.59 *(0.62)*	9.63 *(0.55)*	9.66 *(0.51)*	9.63 *(0.55)*
(ii) Mean tariff rate	8.24 *(8.80)*	8.52 *(7.40)*	9.52 *(2.40)*	9.46 *(2.70)*	8.98 *(5.10)*	8.94 *(5.30)*	8.90 *(5.50)*
(iii) Standard deviation of tariff rates		7.12 *(7.20)*	8.24 *(4.40)*	6.13 *(9.67)*	6.41 *(8.98)*	6.23 *(9.43)*	6.11 *(9.74)*
B. Regulatory trade barriers			9.54	8.15	8.30	8.31	8.02
(i) Non-tariff trade barriers			9.25	7.01	7.31	7.32	6.84
(ii) Compliance cost of importing and exporting			9.83	9.29	9.29	9.29	9.20
C. Black-market exchange rates	10.00	10.00	10.00	10.00	10.00	10.00	10.00
D. Controls of the movement of capital and people	8.00	8.00	9.54	7.66	7.67	7.73	7.68
(i) Foreign ownership/investment restrictions			9.85	7.95	7.26	7.38	7.24
(ii) Capital controls	8.00	8.00	9.23	8.46	9.17	9.23	9.23
(iii) Freedom of foreigners to visit				6.58	6.58	6.58	6.58
Area 5. Regulation	**6.21**	**6.05**	**7.84**	**7.89**	**7.35**	**7.46**	**7.52**
A. Credit Market regulations	9.44	9.26	10.00	9.99	8.66	8.76	8.85
(i) Ownership of banks	10.00	10.00	10.00	10.00	8.00	8.00	8.00
(ii) Private sector credit	8.33	7.78	10.00	9.96	7.99	8.28	8.56
(iii) Interest rate controls/negative real interest rates	10.00	10.00	10.00	10.00	10.00	10.00	10.00
B. Labor Market regulations	2.97	2.83	5.19	6.67	6.72	6.77	6.80
(i) Hiring regulations and minimum wage			4.47	8.30	6.67	6.67	6.67
(ii) Hiring and firing regulations		3.38	2.58	3.17	3.57	3.52	3.62
(iii) Centralized collective bargaining	5.18	4.49	4.40	4.14	4.09	4.43	4.51
(iv) Hours regulations	2.73	2.46	4.51	6.00	6.00	6.00	6.00
(v) Mandated cost of worker dismissal				8.42	10.00	10.00	10.00
(vi) Conscription	1.00	1.00	10.00	10.00	10.00	10.00	10.00
C. Business regulations			8.32	7.02	6.67	6.86	6.91
(i) Administrative requirements			7.73	3.64	4.15	4.83	4.99
(ii) Bureaucracy costs			9.10	5.99	1.57	1.57	1.57
(iii) Starting a business			7.58	9.40	9.52	9.62	9.82
(iv) Extra payments/bribes/favoritism			8.88	8.91	8.34	8.38	8.24
(v) Licensing restrictions				7.01	7.85	8.18	8.22
(vi) Cost of tax compliance				7.20	8.58	8.58	8.62

New Zealand

	1980	1990	2000	2005	2010	2011	2012
Chain-Linked	Rating (Rank)	Rating (Rank)	Rating (Rank)	Rating (Rank)	Rating (Rank)	Rating (Rank)	Rating (Rank)
Summary Rating (Rank) ➤	**6.35** (21)	**7.82** (7)	**8.52** (5)	**8.56** (3)	**8.10** (3)	**8.15** (3)	**8.27** (3)
Area 1. Size of Government	3.82 (85)	5.30 (66)	6.68 (47)	6.74 (58)	4.91 (106)	5.50 (89)	5.58 (89)
Area 2. Legal System and Property Rights	8.04 (5)	8.35 (6)	9.10 (11)	9.04 (9)	9.03 (6)	9.14 (3)	9.11 (4)
Area 3. Sound Money	6.31 (50)	8.64 (25)	9.54 (17)	9.65 (8)	9.65 (11)	9.59 (12)	9.71 (7)
Area 4. Freedom to Trade Internationally	7.07 (20)	8.65 (12)	9.32 (8)	8.89 (5)	8.83 (4)	8.82 (3)	8.66 (4)
Area 5. Regulation	6.49 (23)	8.18 (5)	7.94 (5)	8.55 (3)	8.17 (7)	7.81 (9)	8.35 (5)
Unadjusted							
Summary Rating (Rank) ➤	**6.44** (20)	**7.86** (9)	**8.52** (5)	**8.54** (3)	**8.08** (4)	**8.13** (4)	**8.25** (3)
	Rating *(Data)*	Rating *(Data)*	Rating *(Data)*	Rating *(Data)*	Rating *(Data)*	Rating *(Data)*	Rating *(Data)*
Area 1. Size of Government	**3.82**	**5.30**	**6.68**	**6.74**	**4.91**	**5.50**	**5.58**
A. Government consumption	5.12 *(22.59)*	5.54 *(21.17)*	4.84 *(23.56)*	4.87 *(23.45)*	4.00 *(26.40)*	4.35 *(25.20)*	4.44 *(24.90)*
B. Transfers and subsidies	4.17 *(21.90)*	2.64 *(27.50)*	6.90 *(11.87)*	7.10 *(11.16)*	2.63 *(27.55)*	2.65 *(27.48)*	2.90 *(26.57)*
C. Government enterprises and investment	4.00 *(30.80)*	6.00 *(25.30)*	10.00 *(12.00)*	10.00 *(13.51)*	8.00 *(19.36)*	8.00 *(19.36)*	8.00 *(19.36)*
D. Top marginal tax rate	2.00	7.00	5.00	5.00	5.00	7.00	7.00
(i) Top marginal income tax rate	2.00 *(62)*	7.00 *(33)*	5.00 *(39)*	5.00 *(39)*	5.00 *(36)*	7.00 *(33)*	7.00 *(33)*
(ii) Top marginal income and payroll tax rate		7.00 *(33)*	5.00 *(40)*	5.00 *(40)*	5.00 *(37)*	7.00 *(35)*	7.00 *(35)*
Area 2. Legal System and Property Rights	**8.04**	**8.35**	**9.10**	**8.70**	**8.69**	**8.79**	**8.76**
A. Judicial independence			9.19	8.86	9.55	9.48	9.46
B. Impartial courts			9.19	8.15	7.59	7.84	7.77
C. Protection of property rights			7.15	8.66	8.07	8.53	8.23
D. Military interference in rule of law and politics			10.00	10.00	10.00	10.00	10.00
E. Integrity of the legal system			10.00	9.65	9.17	9.17	9.17
F. Legal enforcement of contracts				7.50	7.48	7.18	7.18
G. Regulatory restrictions on sale of real property				9.93	9.93	9.93	9.95
H. Reliability of police				7.46	8.67	8.88	9.06
I. Business costs of crime				8.08	7.76	8.14	8.06
Area 3. Sound Money	**6.31**	**8.64**	**9.54**	**9.65**	**9.65**	**9.59**	**9.71**
A. Money growth	9.11 *(4.46)*	7.25 *(13.76)*	9.19 *(4.06)*	9.73 *(1.36)*	9.84 *(-0.81)*	9.84 *(-0.81)*	9.84 *(-0.81)*
B. Standard deviation of inflation	9.20 *(2.00)*	7.84 *(5.39)*	9.48 *(1.29)*	9.47 *(1.33)*	9.34 *(1.66)*	9.41 *(1.46)*	9.17 *(2.07)*
C. Inflation: most recent year	6.93 *(15.36)*	9.46 *(2.70)*	9.48 *(2.62)*	9.39 *(3.04)*	9.42 *(2.91)*	9.11 *(4.43)*	9.82 *(0.88)*
D. Freedom to own foreign currency bank accounts	0.00	10.00	10.00	10.00	10.00	10.00	10.00
Area 4. Freedom to Trade Internationally	**7.62**	**8.85**	**9.32**	**8.74**	**8.68**	**8.68**	**8.52**
A. Tariffs	7.87	6.56	9.01	8.88	9.10	9.14	9.14
(i) Revenue from trade taxes (% of trade sector)	8.33 *(2.50)*	8.87 *(1.70)*	9.47 *(0.79)*	9.30 *(1.04)*	8.81 *(1.79)*	8.88 *(1.68)*	8.86 *(1.71)*
(ii) Mean tariff rate	7.40 *(13.00)*	7.10 *(14.50)*	9.32 *(3.40)*	9.00 *(5.00)*	9.58 *(2.10)*	9.60 *(2.00)*	9.60 *(2.00)*
(iii) Standard deviation of tariff rates		3.72 *(15.70)*	8.24 *(4.40)*	8.33 *(4.17)*	8.92 *(2.69)*	8.93 *(2.68)*	8.96 *(2.60)*
B. Regulatory trade barriers			9.38	8.90	8.86	8.81	8.30
(i) Non-tariff trade barriers			9.09	9.04	8.95	8.85	7.83
(ii) Compliance cost of importing and exporting			9.67	8.76	8.76	8.76	8.76
C. Black-market exchange rates	10.00	10.00	10.00	10.00	10.00	10.00	10.00
D. Controls of the movement of capital and people	5.00	10.00	8.89	7.18	6.76	6.77	6.64
(i) Foreign ownership/investment restrictions			9.32	7.84	7.36	7.36	6.98
(ii) Capital controls	5.00	10.00	8.46	7.69	6.92	6.92	6.92
(iii) Freedom of foreigners to visit				6.01	6.01	6.01	6.01
Area 5. Regulation	**6.38**	**8.18**	**7.94**	**8.86**	**8.48**	**8.10**	**8.66**
A. Credit Market regulations	6.18	9.59	9.83	10.00	9.57	8.24	9.92
(i) Ownership of banks	5.00	10.00	10.00	10.00	10.00	10.00	10.00
(ii) Private sector credit	7.54	8.77	9.49	10.00	8.70	4.72	9.75
(iii) Interest rate controls/negative real interest rates	6.00	10.00	10.00	10.00	10.00	10.00	10.00
B. Labor Market regulations	6.58	6.78	5.92	8.51	8.51	8.66	8.69
(i) Hiring regulations and minimum wage			3.62	8.90	8.90	8.90	8.90
(ii) Hiring and firing regulations		7.62	3.07	4.46	4.54	4.94	5.17
(iii) Centralized collective bargaining	5.18	5.18	8.05	7.68	7.61	8.09	8.08
(iv) Hours regulations	4.57	4.31	4.84	10.00	10.00	10.00	10.00
(v) Mandated cost of worker dismissal				10.00	10.00	10.00	10.00
(vi) Conscription	10.00	10.00	10.00	10.00	10.00	10.00	10.00
C. Business regulations			8.09	8.08	7.36	7.41	7.38
(i) Administrative requirements			7.47	4.13	5.01	5.56	5.49
(ii) Bureaucracy costs			7.80	6.13	2.04	2.04	2.04
(iii) Starting a business			7.85	9.61	9.96	9.96	9.98
(iv) Extra payments/bribes/favoritism			9.23	9.60	9.27	9.17	9.16
(v) Licensing restrictions				9.81	9.81	9.41	9.34
(vi) Cost of tax compliance				9.22	8.07	8.30	8.30

Nicaragua

	1980	1990	2000	2005	2010	2011	2012
Chain-Linked	Rating (Rank)	Rating (Rank)	Rating (Rank)	Rating (Rank)	Rating (Rank)	Rating (Rank)	Rating (Rank)
Summary Rating (Rank) ➤	**3.69** (93)	**2.75** (113)	**6.69** (60)	**6.87** (65)	**6.82** (69)	**6.88** (67)	**7.08** (60)
Area 1. Size of Government	4.08 (78)	3.32 (104)	6.81 (42)	7.87 (24)	7.87 (22)	7.88 (20)	8.49 (10)
Area 2. Legal System and Property Rights	2.22 (83)	3.43 (84)	4.06 (100)	3.95 (101)	4.07 (101)	4.31 (95)	4.44 (90)
Area 3. Sound Money	0.00 (107)	0.00 (118)	8.66 (45)	8.85 (47)	8.29 (69)	8.49 (64)	8.49 (65)
Area 4. Freedom to Trade Internationally	0.63 (88)	4.25 (69)	7.64 (50)	6.82 (73)	6.98 (69)	6.95 (73)	6.94 (71)
Area 5. Regulation		2.35 (113)	6.28 (61)	6.86 (61)	6.83 (62)	6.76 (72)	7.04 (52)
Unadjusted							
Summary Rating (Rank) ➤	**3.52** (98)	**2.92** (111)	**6.69** (58)	**7.19** (55)	**7.16** (61)	**7.23** (54)	**7.44** (36)
	Rating *(Data)*	Rating *(Data)*	Rating *(Data)*	Rating *(Data)*	Rating *(Data)*	Rating *(Data)*	Rating *(Data)*
Area 1. Size of Government	**5.03**	**3.43**	**6.81**	**7.87**	**7.87**	**7.88**	**8.49**
A. Government consumption	6.09 *(19.29)*	0.00 *(42.57)*	6.72 *(17.14)*	8.47 *(11.19)*	6.64 *(17.43)*	6.57 *(17.67)*	8.96 *(9.54)*
B. Transfers and subsidies	9.02 *(4.10)*	8.28 *(6.80)*	8.53 *(5.88)*	10.00 *(0.40)*	9.84 *(1.08)*	9.96 *(0.64)*	10.00 *(0.50)*
C. Government enterprises and investment	0.00 *(71.90)*	2.00 *(45.30)*	6.00 *(25.50)*	7.00 *(24.30)*	7.00 *(23.69)*	7.00 *(20.92)*	7.00 *(20.76)*
D. Top marginal tax rate	5.00		6.00	6.00	8.00	8.00	8.00
(i) Top marginal income tax rate	5.00 *(50)*		8.00 *(30)*	8.00 *(30)*	8.00 *(30)*	8.00 *(30)*	8.00 *(30)*
(ii) Top marginal income and payroll tax rate			4.00 *(44)*	4.00 *(44)*	8.00 *(30)*	8.00 *(30)*	8.00 *(30)*
Area 2. Legal System and Property Rights	**2.58**	**3.99**	**4.06**	**4.29**	**4.53**	**4.80**	**4.94**
A. Judicial independence				0.81	1.34	2.03	2.73
B. Impartial courts			4.16	1.91	2.29	3.18	3.80
C. Protection of property rights			2.08	4.06	3.69	3.88	3.89
D. Military interference in rule of law and politics			3.33	3.89	5.00	5.00	5.00
E. Integrity of the legal system			6.67	6.67	5.83	5.83	5.83
F. Legal enforcement of contracts				4.77	5.75	5.75	5.75
G. Regulatory restrictions on sale of real property				6.51	7.73	7.69	7.43
H. Reliability of police				5.45	4.13	4.64	4.81
I. Business costs of crime				4.60	5.04	5.15	5.23
Area 3. Sound Money	**5.78**	**0.00**	**8.66**	**8.85**	**8.29**	**8.49**	**8.49**
A. Money growth	5.91 *(20.47)*	0.00 *(1589.23)*	7.58 *(12.11)*	8.34 *(8.30)*	6.55 *(17.27)*	7.88 *(10.62)*	7.71 *(11.46)*
B. Standard deviation of inflation	4.56 *(13.61)*	0.00 *(4792.48)*	9.26 *(1.85)*	8.96 *(2.59)*	7.70 *(5.74)*	7.70 *(5.74)*	7.69 *(5.77)*
C. Inflation: most recent year	2.68 *(36.62)*	0.00 *(5012.69)*	7.81 *(10.94)*	8.08 *(9.60)*	8.91 *(5.45)*	8.38 *(8.08)*	8.56 *(7.19)*
D. Freedom to own foreign currency bank accounts	10.00	0.00	10.00	10.00	10.00	10.00	10.00
Area 4. Freedom to Trade Internationally	**0.70**	**4.70**	**7.64**	**7.64**	**7.82**	**7.78**	**7.78**
A. Tariffs	2.10	6.09	8.77	8.31	8.49	8.44	8.48
(i) Revenue from trade taxes (% of trade sector)	4.20 *(8.70)*	7.13 *(4.30)*	8.84 *(1.74)*	9.16 *(1.26)*	9.51 *(0.73)*	9.52 *(0.72)*	9.54 *(0.69)*
(ii) Mean tariff rate	0.00 *(54.00)*	5.04 *(24.80)*	9.36 *(3.20)*	8.64 *(6.80)*	8.88 *(5.60)*	8.88 *(5.60)*	8.86 *(5.70)*
(iii) Standard deviation of tariff rates			8.12 *(4.70)*	7.13 *(7.17)*	7.07 *(7.34)*	6.91 *(7.73)*	7.04 *(7.41)*
B. Regulatory trade barriers			3.78	4.24	5.83	5.75	5.76
(i) Non-tariff trade barriers			3.78	3.70	4.94	4.34	4.37
(ii) Compliance cost of importing and exporting				4.77	6.72	7.16	7.16
C. Black-market exchange rates	0.00	8.00	10.00	10.00	10.00	10.00	10.00
D. Controls of the movement of capital and people	0.00	0.00	7.99	8.02	6.98	6.95	6.86
(i) Foreign ownership/investment restrictions			8.30	6.37	5.57	5.48	5.21
(ii) Capital controls	0.00	0.00	7.69	7.69	5.38	5.38	5.38
(iii) Freedom of foreigners to visit				10.00	10.00	10.00	10.00
Area 5. Regulation		**2.47**	**6.28**	**7.30**	**7.26**	**7.19**	**7.49**
A. Credit Market regulations	0.00	0.00	7.30	9.26	9.53	9.33	10.00
(i) Ownership of banks				10.00	10.00	10.00	10.00
(ii) Private sector credit		0.00	5.60	8.77	9.59	10.00	10.00
(iii) Interest rate controls/negative real interest rates	0.00	0.00	9.00	9.00	9.00	8.00	10.00
B. Labor Market regulations			6.60	7.17	6.44	6.31	6.25
(i) Hiring regulations and minimum wage			3.63	7.80	6.67	6.67	6.67
(ii) Hiring and firing regulations			6.12	5.70	5.39	5.12	4.88
(iii) Centralized collective bargaining			6.65	7.58	6.34	5.78	5.72
(iv) Hours regulations				4.00	4.00	4.00	4.00
(v) Mandated cost of worker dismissal				7.96	6.26	6.26	6.26
(vi) Conscription	5.00	0.00	10.00	10.00	10.00	10.00	10.00
C. Business regulations			4.94	5.46	5.81	5.95	6.22
(i) Administrative requirements			6.03	3.24	3.74	3.81	4.34
(ii) Bureaucracy costs			5.18	4.62	5.92	5.92	5.92
(iii) Starting a business			4.10	7.37	7.62	7.69	8.04
(iv) Extra payments/bribes/favoritism			4.45	4.80	3.34	3.86	4.27
(v) Licensing restrictions				5.44	6.59	6.71	7.08
(vi) Cost of tax compliance				7.31	7.68	7.68	7.68

Niger

	1980	1990	2000	2005	2010	2011	2012
Chain-Linked	Rating (Rank)	Rating (Rank)	Rating (Rank)	Rating (Rank)	Rating (Rank)	Rating (Rank)	Rating (Rank)
Summary Rating (Rank) ➤	**4.63** (69)	**5.16** (71)	**5.44** (105)	**5.60** (111)	**6.11** (98)	**6.13** (99)	**5.89** (106)
Area 1. Size of Government	4.10 (77)	3.81 (97)	3.96 (110)	6.02 (85)	7.37 (32)	7.32 (34)	6.03 (73)
Area 2. Legal System and Property Rights	4.67 (48)	5.30 (54)	4.50 (91)	4.31 (92)	4.14 (98)	4.14 (98)	4.21 (97)
Area 3. Sound Money	4.90 (93)	7.08 (41)	8.25 (52)	6.47 (104)	6.61 (102)	6.67 (102)	6.58 (106)
Area 4. Freedom to Trade Internationally			5.87 (90)	5.75 (96)	6.11 (91)	6.11 (91)	6.22 (90)
Area 5. Regulation		4.79 (88)	4.61 (114)	5.44 (106)	6.04 (102)	6.15 (99)	6.39 (96)
Unadjusted							
Summary Rating (Rank) ➤	**4.95** (61)	**5.04** (73)	**5.44** (105)	**5.39** (130)	**6.01** (130)	**5.94** (133)	**5.70** (138)
	Rating *(Data)*	Rating *(Data)*	Rating *(Data)*	Rating *(Data)*	Rating *(Data)*	Rating *(Data)*	Rating *(Data)*
Area 1. Size of Government	**5.88**	**3.81**	**3.96**	**7.35**	**9.00**	**8.45**	**6.96**
A. Government consumption	8.19 *(12.15)*	7.63 *(14.06)*	7.91 *(13.10)*	8.04 *(12.65)*	7.15 *(15.70)*	6.97 *(16.30)*	7.00 *(16.20)*
B. Transfers and subsidies	9.46 *(2.50)*			10.00 *(0.38)*	9.84 *(1.09)*	9.84 *(1.09)*	9.84 *(1.09)*
C. Government enterprises and investment	0.00 *(79.90)*	0.00 *(64.80)*	0.00 *(58.50)*	4.00 *(33.80)*	10.00 *(14.98)*	10.00 *(13.80)*	6.00 *(29.91)*
D. Top marginal tax rate						7.00	5.00
(i) Top marginal income tax rate						7.00 *(35)*	7.00 *(35)*
(ii) Top marginal income and payroll tax rate							3.00 *(48)*
Area 2. Legal System and Property Rights	**4.67**	**5.30**	**4.50**	**4.11**	**3.95**	**3.95**	**4.01**
A. Judicial independence							
B. Impartial courts			3.49	4.10	4.60	4.60	4.25
C. Protection of property rights							
D. Military interference in rule of law and politics			6.67	5.00	3.33	3.33	3.33
E. Integrity of the legal system			3.33	3.33	3.33	3.33	3.33
F. Legal enforcement of contracts				2.74	2.74	2.74	2.74
G. Regulatory restrictions on sale of real property				5.36	5.72	5.72	6.38
H. Reliability of police							
I. Business costs of crime							
Area 3. Sound Money	**4.90**	**7.08**	**8.25**	**6.47**	**6.61**	**6.67**	**6.58**
A. Money growth	5.92 *(20.42)*	9.78 *(-1.10)*	9.04 *(-4.78)*	8.98 *(-5.11)*	7.82 *(10.88)*	8.37 *(8.17)*	7.53 *(12.36)*
B. Standard deviation of inflation	7.86 *(5.35)*	8.86 *(2.85)*	9.54 *(1.14)*	8.46 *(3.85)*	8.77 *(3.07)*	8.89 *(2.78)*	8.89 *(2.77)*
C. Inflation: most recent year	5.84 *(20.82)*	9.68 *(-1.60)*	9.42 *(2.90)*	8.44 *(7.80)*	9.84 *(0.80)*	9.41 *(2.94)*	9.91 *(0.46)*
D. Freedom to own foreign currency bank accounts	0.00	0.00	5.00	0.00	0.00	0.00	0.00
Area 4. Freedom to Trade Internationally	**4.67**	**4.22**	**5.87**	**4.10**	**4.37**	**4.37**	**4.44**
A. Tariffs	4.40	3.47	7.60	5.19	6.24	6.24	6.24
(i) Revenue from trade taxes (% of trade sector)	4.40 *(8.40)*	3.47 *(9.80)*		0.86 *(13.71)*	3.82 *(9.27)*	3.82 *(9.27)*	3.82 *(9.27)*
(ii) Mean tariff rate			7.60 *(12.00)*	7.46 *(12.70)*	7.62 *(11.90)*	7.62 *(11.90)*	7.62 *(11.90)*
(iii) Standard deviation of tariff rates				7.26 *(6.84)*	7.29 *(6.78)*	7.29 *(6.78)*	7.29 *(6.78)*
B. Regulatory trade barriers				1.22	1.22	1.22	1.51
(i) Non-tariff trade barriers							
(ii) Compliance cost of importing and exporting				1.22	1.22	1.22	1.51
C. Black-market exchange rates	9.60	9.20	10.00	10.00	10.00	10.00	10.00
D. Controls of the movement of capital and people	0.00	0.00	0.00	0.00	0.00	0.00	0.00
(i) Foreign ownership/investment restrictions							
(ii) Capital controls	0.00	0.00	0.00	0.00	0.00	0.00	0.00
(iii) Freedom of foreigners to visit				0.00	0.00	0.00	0.00
Area 5. Regulation	**4.64**	**4.79**	**4.61**	**4.94**	**6.15**	**6.26**	**6.51**
A. Credit Market regulations	4.30	6.13	5.67	7.70	9.62	9.58	9.67
(i) Ownership of banks	2.00	2.00	5.00	10.00	10.00	10.00	10.00
(ii) Private sector credit	8.91	8.38	8.01	9.09	9.24	9.16	9.34
(iii) Interest rate controls/negative real interest rates	2.00	8.00	4.00	4.00			
B. Labor Market regulations				3.14	3.85	3.85	4.27
(i) Hiring regulations and minimum wage				1.10	0.00	0.00	1.67
(ii) Hiring and firing regulations							
(iii) Centralized collective bargaining							
(iv) Hours regulations				4.70	6.00	6.00	6.00
(v) Mandated cost of worker dismissal				6.76	9.40	9.40	9.40
(vi) Conscription		0.00	0.00	0.00	0.00	0.00	0.00
C. Business regulations				3.97	4.97	5.35	5.59
(i) Administrative requirements							
(ii) Bureaucracy costs							
(iii) Starting a business				3.35	6.34	6.39	6.88
(iv) Extra payments/bribes/favoritism							
(v) Licensing restrictions				1.60	1.59	2.68	2.91
(vi) Cost of tax compliance				6.97	6.97	6.97	6.97

Nigeria

	1980	1990	2000	2005	2010	2011	2012
Chain-Linked	Rating (Rank)	Rating (Rank)	Rating (Rank)	Rating (Rank)	Rating (Rank)	Rating (Rank)	Rating (Rank)
Summary Rating (Rank) ➤	**3.25** (99)	**3.31** (107)	**5.30** (109)	**6.03** (95)	**5.94** (103)	**6.23** (95)	**6.13** (99)
Area 1. Size of Government	2.19 (103)	2.49 (111)	6.19 (58)	6.72 (60)	5.53 (85)	5.65 (86)	5.47 (92)
Area 2. Legal System and Property Rights	2.78 (69)	2.66 (98)	3.60 (107)	4.40 (89)	4.79 (81)	4.85 (80)	4.11 (100)
Area 3. Sound Money	5.91 (70)	4.14 (100)	5.37 (112)	6.41 (105)	6.59 (103)	7.20 (88)	7.46 (84)
Area 4. Freedom to Trade Internationally	0.68 (87)	1.84 (98)	4.92 (114)	5.63 (100)	6.04 (93)	6.19 (90)	6.31 (88)
Area 5. Regulation	5.65 (46)	5.26 (73)	6.42 (55)	7.23 (37)	7.12 (37)	7.60 (20)	7.51 (28)
Unadjusted							
Summary Rating (Rank) ➤	**3.46** (100)	**3.52** (105)	**5.30** (109)	**5.93** (114)	**6.00** (132)	**6.29** (122)	**6.19** (125)
	Rating *(Data)*	Rating *(Data)*	Rating *(Data)*	Rating *(Data)*	Rating *(Data)*	Rating *(Data)*	Rating *(Data)*
Area 1. Size of Government	**2.19**	**2.49**	**6.19**	**6.72**	**6.22**	**6.35**	**6.16**
A. Government consumption	6.58 *(17.64)*	5.48 *(21.37)*	7.56 *(14.28)*	9.15 *(8.91)*	6.01 *(19.56)*	6.74 *(17.08)*	5.91 *(19.90)*
B. Transfers and subsidies					9.86 *(1.02)*	9.67 *(1.72)*	9.71 *(1.55)*
C. Government enterprises and investment	0.00 *(50.90)*	0.00 *(88.10)*	2.00 *(47.28)*	2.00 *(45.28)*	2.00 *(46.82)*	2.00 *(46.82)*	2.00 *(46.82)*
D. Top marginal tax rate	0.00	2.00	9.00	9.00	7.00	7.00	7.00
(i) Top marginal income tax rate	0.00 *(70)*	2.00 *(55)*	9.00 *(25)*	9.00 *(25)*	9.00 *(25)*	9.00 *(25)*	9.00 *(24)*
(ii) Top marginal income and payroll tax rate			9.00 *(25)*	9.00 *(25)*	5.00 *(37)*	5.00 *(37)*	5.00 *(36)*
Area 2. Legal System and Property Rights	**3.06**	**2.93**	**3.60**	**3.63**	**3.95**	**4.00**	**3.39**
A. Judicial independence				3.59	4.52	4.48	3.68
B. Impartial courts			3.56	3.74	4.78	4.86	4.02
C. Protection of property rights			2.52	4.66	3.69	3.95	4.07
D. Military interference in rule of law and politics			3.33	3.33	3.33	3.33	3.33
E. Integrity of the legal system			5.00	2.78	3.33	3.33	3.33
F. Legal enforcement of contracts				5.08	5.08	5.08	2.10
G. Regulatory restrictions on sale of real property				3.45	3.45	3.37	3.54
H. Reliability of police				2.91	3.33	3.75	3.23
I. Business costs of crime				3.14	4.04	3.86	3.23
Area 3. Sound Money	**5.91**	**4.14**	**5.37**	**6.41**	**6.59**	**7.20**	**7.46**
A. Money growth	6.70 *(16.51)*	6.06 *(19.72)*	5.93 *(20.35)*	7.74 *(11.30)*	6.11 *(19.46)*	8.11 *(9.43)*	9.42 *(2.90)*
B. Standard deviation of inflation	9.44 *(1.39)*	1.93 *(20.18)*	1.95 *(20.12)*	6.46 *(8.86)*	8.00 *(4.99)*	7.86 *(5.34)*	7.87 *(5.32)*
C. Inflation: most recent year	7.52 *(12.42)*	8.57 *(7.16)*	8.61 *(6.93)*	6.43 *(17.86)*	7.26 *(13.72)*	7.83 *(10.84)*	7.56 *(12.22)*
D. Freedom to own foreign currency bank accounts	0.00	0.00	5.00	5.00	5.00	5.00	5.00
Area 4. Freedom to Trade Internationally	**1.30**	**2.96**	**4.92**	**5.95**	**6.39**	**6.55**	**6.68**
A. Tariffs	3.91	3.49	3.76	7.04	7.26	7.26	7.26
(i) Revenue from trade taxes (% of trade sector)	4.33 *(8.50)*	7.33 *(4.00)*					
(ii) Mean tariff rate	3.48 *(32.60)*	3.14 *(34.30)*		7.68 *(11.60)*	7.66 *(11.70)*	7.66 *(11.70)*	7.66 *(11.70)*
(iii) Standard deviation of tariff rates		0.00 *(30.80)*	3.76 *(15.60)*	6.40 *(9.00)*	6.86 *(7.84)*	6.86 *(7.84)*	6.86 *(7.84)*
B. Regulatory trade barriers			3.20	4.80	5.18	5.27	5.70
(i) Non-tariff trade barriers			3.20	4.48	4.65	4.81	5.13
(ii) Compliance cost of importing and exporting				5.11	5.72	5.72	6.26
C. Black-market exchange rates	0.00	5.40	5.68	7.86	9.42	10.00	10.00
D. Controls of the movement of capital and people	0.00	0.00	7.04	4.11	3.68	3.66	3.75
(i) Foreign ownership/investment restrictions			8.69	6.93	6.05	5.99	6.26
(ii) Capital controls	0.00	0.00	5.38	5.38	5.00	5.00	5.00
(iii) Freedom of foreigners to visit				0.00	0.00	0.00	0.00
Area 5. Regulation	**4.82**	**5.08**	**6.42**	**6.97**	**6.86**	**7.32**	**7.24**
A. Credit Market regulations	2.00	3.56	6.53	9.13	7.67	9.16	9.81
(i) Ownership of banks	2.00	2.00	5.00	10.00	10.00	10.00	10.00
(ii) Private sector credit		8.69	6.60	7.39	7.01	8.49	9.42
(iii) Interest rate controls/negative real interest rates	2.00	0.00	8.00	10.00	6.00	9.00	10.00
B. Labor Market regulations			7.22	8.11	8.02	7.83	7.88
(i) Hiring regulations and minimum wage			4.79	10.00	7.77	7.77	7.77
(ii) Hiring and firing regulations			7.15	6.62	6.93	6.46	6.34
(iii) Centralized collective bargaining			6.93	6.69	7.36	6.71	7.11
(iv) Hours regulations				10.00	10.00	10.00	10.00
(v) Mandated cost of worker dismissal				5.36	6.05	6.05	6.05
(vi) Conscription	10.00	10.00	10.00	10.00	10.00	10.00	10.00
C. Business regulations			5.50	3.66	4.88	4.98	4.04
(i) Administrative requirements			7.83	3.72	4.38	4.81	4.24
(ii) Bureaucracy costs			6.03	3.16	4.94	4.94	4.94
(iii) Starting a business			5.12	8.05	8.17	8.28	8.49
(iv) Extra payments/bribes/favoritism			3.03	3.89	3.20	3.07	2.52
(v) Licensing restrictions				3.16	8.62	8.78	4.03
(vi) Cost of tax compliance				0.00	0.00	0.00	0.00

Norway

	1980	1990	2000	2005	2010	2011	2012
Chain-Linked	Rating (Rank)	Rating (Rank)	Rating (Rank)	Rating (Rank)	Rating (Rank)	Rating (Rank)	Rating (Rank)
Summary Rating (Rank) ➤	**5.79** (32)	**7.13** (19)	**7.27** (40)	**7.70** (20)	**7.44** (33)	**7.47** (31)	**7.49** (30)
Area 1. Size of Government	2.64 (98)	2.94 (108)	3.25 (116)	5.69 (93)	5.05 (100)	5.07 (101)	5.06 (103)
Area 2. Legal System and Property Rights	7.05 (18)	8.35 (9)	8.85 (15)	9.14 (6)	8.81 (9)	8.77 (9)	8.75 (8)
Area 3. Sound Money	6.43 (43)	8.73 (24)	9.03 (39)	9.20 (38)	9.32 (36)	9.37 (29)	9.44 (27)
Area 4. Freedom to Trade Internationally	7.04 (21)	9.30 (5)	8.43 (32)	7.37 (50)	7.28 (54)	7.29 (49)	7.36 (49)
Area 5. Regulation	5.86 (39)	6.43 (33)	6.79 (46)	7.12 (44)	6.72 (70)	6.84 (67)	6.85 (70)
Unadjusted							
Summary Rating (Rank) ➤	**5.72** (36)	**6.99** (21)	**7.27** (38)	**7.73** (18)	**7.47** (28)	**7.50** (28)	**7.52** (30)
	Rating *(Data)*	Rating *(Data)*	Rating *(Data)*	Rating *(Data)*	Rating *(Data)*	Rating *(Data)*	Rating *(Data)*
Area 1. Size of Government	**2.87**	**2.94**	**3.25**	**5.69**	**5.05**	**5.07**	**5.06**
A. Government consumption	3.36 *(28.57)*	3.06 *(29.59)*	2.76 *(30.62)*	2.13 *(32.75)*	1.81 *(33.83)*	1.71 *(34.20)*	1.62 *(34.50)*
B. Transfers and subsidies	4.11 *(22.10)*	2.70 *(27.30)*	4.76 *(19.72)*	5.11 *(18.44)*	4.88 *(19.30)*	5.09 *(18.53)*	5.13 *(18.36)*
C. Government enterprises and investment	4.00 *(35.90)*	4.00 *(37.40)*	2.00 *(43.10)*	10.00 *(14.50)*	8.00 *(16.16)*	8.00 *(15.78)*	8.00 *(15.10)*
D. Top marginal tax rate	0.00	2.00	3.50	5.50	5.50	5.50	5.50
(i) Top marginal income tax rate	0.00 *(75)*	3.00 *(51)*	5.00 *(48)*	7.00 *(40)*	7.00 *(40)*	7.00 *(40)*	7.00 *(40)*
(ii) Top marginal income and payroll tax rate		1.00 *(64)*	2.00 *(64)*	4.00 *(54)*	4.00 *(54)*	4.00 *(54)*	4.00 *(54)*
Area 2. Legal System and Property Rights	**7.05**	**8.35**	**8.85**	**8.97**	**8.65**	**8.61**	**8.59**
A. Judicial independence			8.35	8.86	8.80	8.73	8.76
B. Impartial courts			8.68	8.81	7.33	7.34	7.25
C. Protection of property rights			7.20	8.83	8.22	8.22	8.27
D. Military interference in rule of law and politics			10.00	10.00	10.00	10.00	10.00
E. Integrity of the legal system			10.00	10.00	10.00	10.00	10.00
F. Legal enforcement of contracts				7.53	7.75	7.75	7.75
G. Regulatory restrictions on sale of real property				9.16	9.12	9.12	9.12
H. Reliability of police				8.63	8.34	8.28	8.41
I. Business costs of crime				8.93	8.32	8.06	7.77
Area 3. Sound Money	**6.43**	**8.73**	**9.03**	**9.20**	**9.32**	**9.37**	**9.44**
A. Money growth	9.41 *(2.93)*	6.77 *(16.13)*	9.17 *(4.17)*	8.64 *(6.80)*	9.93 *(-0.33)*	9.86 *(-0.71)*	9.98 *(0.12)*
B. Standard deviation of inflation	8.95 *(2.63)*	8.91 *(2.72)*	7.55 *(6.11)*	8.45 *(3.87)*	7.82 *(5.44)*	7.88 *(5.29)*	7.93 *(5.19)*
C. Inflation: most recent year	7.38 *(13.12)*	9.23 *(3.87)*	9.38 *(3.09)*	9.70 *(1.52)*	9.52 *(2.40)*	9.74 *(1.30)*	9.86 *(0.71)*
D. Freedom to own foreign currency bank accounts	0.00	10.00	10.00	10.00	10.00	10.00	10.00
Area 4. Freedom to Trade Internationally	**6.89**	**8.88**	**8.43**	**7.40**	**7.30**	**7.32**	**7.38**
A. Tariffs	9.28	8.63	7.55	6.07	6.16	6.11	6.10
(i) Revenue from trade taxes (% of trade sector)	9.80 *(0.30)*	9.80 *(0.30)*	9.88 *(0.17)*	9.92 *(0.12)*	9.89 *(0.16)*	9.90 *(0.15)*	9.89 *(0.16)*
(ii) Mean tariff rate	8.76 *(6.20)*	8.86 *(5.70)*	9.42 *(2.90)*	8.28 *(8.60)*	8.60 *(7.00)*	8.44 *(7.80)*	8.40 *(8.00)*
(iii) Standard deviation of tariff rates		7.24 *(6.90)*	3.36 *(16.60)*	0.00 *(37.41)*	0.00 *(29.75)*	0.00 *(33.15)*	0.00 *(32.96)*
B. Regulatory trade barriers			8.32	7.02	7.07	7.20	7.48
(i) Non-tariff trade barriers			7.80	4.90	4.99	5.27	5.90
(ii) Compliance cost of importing and exporting			8.83	9.14	9.14	9.14	9.06
C. Black-market exchange rates	9.40	10.00	10.00	10.00	10.00	10.00	10.00
D. Controls of the movement of capital and people	2.00	8.00	7.84	6.50	5.98	5.95	5.96
(i) Foreign ownership/investment restrictions			8.76	7.42	6.64	6.55	6.58
(ii) Capital controls	2.00	8.00	6.92	5.38	4.62	4.62	4.62
(iii) Freedom of foreigners to visit				6.69	6.69	6.69	6.69
Area 5. Regulation	**5.35**	**6.08**	**6.79**	**7.42**	**7.00**	**7.13**	**7.14**
A. Credit Market regulations	7.19	8.51	9.00	9.67	10.00	10.00	10.00
(i) Ownership of banks	10.00	8.00	10.00	10.00	10.00	10.00	10.00
(ii) Private sector credit	5.56	7.53	10.00	10.00	10.00	10.00	10.00
(iii) Interest rate controls/negative real interest rates	6.00	10.00	7.00	9.00	10.00	10.00	10.00
B. Labor Market regulations	3.52	3.64	3.79	4.86	4.34	4.35	4.38
(i) Hiring regulations and minimum wage			5.00	3.90	3.90	3.90	3.90
(ii) Hiring and firing regulations		4.88	2.05	2.83	2.94	3.02	2.85
(iii) Centralized collective bargaining	5.18	5.18	4.03	4.63	4.17	4.16	4.51
(iv) Hours regulations	4.40	3.52	4.84	6.00	4.00	4.00	4.00
(v) Mandated cost of worker dismissal				8.79	10.00	10.00	10.00
(vi) Conscription	1.00	1.00	3.00	3.00	1.00	1.00	1.00
C. Business regulations			7.59	7.74	6.67	7.03	7.05
(i) Administrative requirements			6.08	4.70	3.78	4.05	4.28
(ii) Bureaucracy costs			8.70	7.09	2.05	2.05	2.05
(iii) Starting a business			6.83	9.67	9.69	9.74	9.74
(iv) Extra payments/bribes/favoritism			8.73	9.26	8.67	8.47	8.51
(v) Licensing restrictions				6.72	6.78	8.86	8.65
(vi) Cost of tax compliance				9.02	9.02	9.02	9.07

Oman

	1980	1990	2000	2005	2010	2011	2012
Chain-Linked	Rating (Rank)	Rating (Rank)	Rating (Rank)	Rating (Rank)	Rating (Rank)	Rating (Rank)	Rating (Rank)
Summary Rating (Rank) ➤		**6.34** (35)	**7.53** (29)	**7.40** (37)	**7.58** (23)	**7.50** (28)	**7.63** (19)
Area 1. Size of Government	4.90 (58)	4.84 (78)	5.31 (84)	4.94 (102)	5.26 (93)	4.81 (106)	5.00 (104)
Area 2. Legal System and Property Rights		5.21 (56)	8.03 (24)	7.89 (22)	9.12 (2)	9.02 (5)	9.18 (1)
Area 3. Sound Money	5.40 (83)	7.67 (36)	8.31 (50)	8.68 (56)	7.29 (86)	7.59 (83)	7.56 (83)
Area 4. Freedom to Trade Internationally		6.74 (35)	8.68 (25)	8.22 (19)	8.69 (9)	8.74 (6)	8.93 (2)
Area 5. Regulation	7.26 (6)	7.24 (13)	7.31 (24)	7.26 (36)	7.69 (13)	7.49 (26)	7.64 (20)

Unadjusted							
Summary Rating (Rank) ➤		**6.41** (34)	**7.53** (35)	**7.51** (31)	**7.29** (48)	**7.22** (57)	**7.34** (45)
	Rating *(Data)*	Rating *(Data)*	Rating *(Data)*	Rating *(Data)*	Rating *(Data)*	Rating *(Data)*	Rating *(Data)*
Area 1. Size of Government	**4.90**	**4.84**	**5.31**	**4.94**	**5.26**	**4.81**	**5.00**
A. Government consumption	0.00 *(47.45)*	0.00 *(58.84)*	1.65 *(34.40)*	0.34 *(38.84)*	1.41 *(35.20)*	1.03 *(36.50)*	1.53 *(34.79)*
B. Transfers and subsidies	9.59 *(2.00)*	9.35 *(2.90)*	9.61 *(1.92)*	9.40 *(2.69)*	9.65 *(1.80)*	8.21 *(7.05)*	8.45 *(6.19)*
C. Government enterprises and investment	0.00 *(58.80)*	0.00 *(59.19)*	0.00 *(62.99)*	0.00 *(65.34)*	0.00	0.00	0.00
D. Top marginal tax rate	10.00	10.00	10.00	10.00	10.00	10.00	10.00
(i) Top marginal income tax rate	10.00 *(0)*	10.00 *(0)*	10.00 *(0)*	10.00 *(0)*	10.00 *(0)*	10.00 *(0)*	10.00 *(0)*
(ii) Top marginal income and payroll tax rate		10.00 *(0)*	10.00 *(0)*	10.00 *(0)*	10.00 *(0)*	10.00 *(0)*	10.00 *(0)*
Area 2. Legal System and Property Rights		**5.21**	**8.03**	**7.46**	**7.58**	**7.50**	**7.62**
A. Judicial independence					6.83	6.87	7.14
B. Impartial courts			7.43	6.80	6.34	6.18	6.58
C. Protection of property rights					7.54	7.48	7.67
D. Military interference in rule of law and politics			8.33	8.33	8.33	8.33	8.33
E. Integrity of the legal system			8.33	8.33	8.33	8.33	8.33
F. Legal enforcement of contracts				5.14	5.14	5.14	5.14
G. Regulatory restrictions on sale of real property				8.71	8.71	8.71	8.71
H. Reliability of police					8.22	7.91	7.97
I. Business costs of crime					8.77	8.52	8.76
Area 3. Sound Money	**5.40**	**7.67**	**8.31**	**8.68**	**7.29**	**7.59**	**7.56**
A. Money growth	9.35 *(3.25)*	9.47 *(-2.67)*	9.62 *(-1.92)*	8.75 *(6.23)*	7.57 *(12.13)*	9.19 *(4.06)*	8.79 *(6.05)*
B. Standard deviation of inflation	2.24 *(19.39)*	4.54 *(13.65)*	3.88 *(15.31)*	6.32 *(9.19)*	2.21 *(19.47)*	1.99 *(20.02)*	2.01 *(19.97)*
C. Inflation: most recent year	0.00 *(51.11)*	6.68 *(16.62)*	9.75 *(-1.27)*	9.63 *(1.86)*	9.36 *(3.20)*	9.19 *(4.07)*	9.42 *(2.91)*
D. Freedom to own foreign currency bank accounts	10.00	10.00	10.00	10.00	10.00	10.00	10.00
Area 4. Freedom to Trade Internationally		**7.11**	**8.68**	**7.91**	**8.05**	**8.10**	**8.28**
A. Tariffs		9.33	9.38	7.70	7.92	7.97	8.59
(i) Revenue from trade taxes (% of trade sector)		9.33 *(1.00)*	9.55 *(0.67)*	9.45 *(0.83)*	9.41 *(0.89)*	9.58 *(0.63)*	9.58 *(0.63)*
(ii) Mean tariff rate			9.06 *(4.70)*	9.24 *(3.80)*	8.90 *(5.50)*	8.90 *(5.50)*	9.06 *(4.70)*
(iii) Standard deviation of tariff rates			9.52 *(1.20)*	4.40 *(13.99)*	5.44 *(11.40)*	5.44 *(11.40)*	7.14 *(7.14)*
B. Regulatory trade barriers				6.70	7.64	7.68	7.75
(i) Non-tariff trade barriers					6.51	6.59	6.74
(ii) Compliance cost of importing and exporting				6.70	8.76	8.76	8.76
C. Black-market exchange rates	10.00	10.00	10.00	10.00	10.00	10.00	10.00
D. Controls of the movement of capital and people	2.00	2.00	6.67	7.26	6.67	6.75	6.77
(i) Foreign ownership/investment restrictions					6.32	6.56	6.63
(ii) Capital controls	2.00	2.00	6.67	6.67	5.83	5.83	5.83
(iii) Freedom of foreigners to visit				7.85	7.85	7.85	7.85
Area 5. Regulation	**7.14**	**7.24**	**7.31**	**8.58**	**8.29**	**8.08**	**8.24**
A. Credit Market regulations	8.89	9.28	9.49	9.59	9.00	9.00	9.33
(i) Ownership of banks	8.00	8.00	10.00	10.00	10.00	10.00	10.00
(ii) Private sector credit	9.79	9.85	8.47	8.76	10.00	10.00	10.00
(iii) Interest rate controls/negative real interest rates		10.00	10.00	10.00	7.00	7.00	8.00
B. Labor Market regulations				8.91	8.75	8.05	8.15
(i) Hiring regulations and minimum wage				10.00	10.00	10.00	10.00
(ii) Hiring and firing regulations					5.12	4.91	5.29
(iii) Centralized collective bargaining					7.38	7.39	7.63
(iv) Hours regulations				6.00	10.00	6.00	6.00
(v) Mandated cost of worker dismissal				9.63	10.00	10.00	10.00
(vi) Conscription	10.00	10.00	10.00	10.00	10.00	10.00	10.00
C. Business regulations				7.26	7.11	7.18	7.24
(i) Administrative requirements					5.42	5.80	6.19
(ii) Bureaucracy costs					3.26	3.26	3.26
(iii) Starting a business				6.98	8.82	8.99	9.03
(iv) Extra payments/bribes/favoritism					7.85	7.73	7.71
(v) Licensing restrictions				5.37	8.00	8.01	8.02
(vi) Cost of tax compliance				9.42	9.31	9.31	9.24

Pakistan

	1980	1990	2000	2005	2010	2011	2012
Chain-Linked	Rating (Rank)	Rating (Rank)	Rating (Rank)	Rating (Rank)	Rating (Rank)	Rating (Rank)	Rating (Rank)
Summary Rating (Rank) ➤	**4.30** (80)	**4.87** (83)	**5.41** (106)	**5.87** (102)	**5.97** (102)	**6.01** (104)	**5.95** (103)
Area 1. Size of Government	5.03 (51)	5.14 (71)	7.19 (26)	8.26 (14)	8.68 (6)	8.50 (7)	8.42 (11)
Area 2. Legal System and Property Rights	2.54 (73)	2.68 (97)	4.84 (80)	2.93 (114)	3.09 (115)	3.06 (116)	2.97 (116)
Area 3. Sound Money	6.39 (45)	7.87 (34)	6.15 (105)	6.04 (110)	6.04 (116)	6.23 (113)	6.02 (117)
Area 4. Freedom to Trade Internationally	2.20 (76)	3.07 (87)	2.85 (121)	5.02 (115)	4.81 (118)	5.17 (113)	5.23 (111)
Area 5. Regulation	5.35 (53)	5.61 (62)	6.00 (84)	6.91 (55)	7.03 (43)	6.87 (59)	6.88 (67)
Unadjusted							
Summary Rating (Rank) ➤	**4.30** (80)	**4.87** (84)	**5.41** (108)	**6.18** (103)	**6.28** (118)	**6.33** (117)	**6.26** (124)
	Rating *(Data)*	Rating *(Data)*	Rating *(Data)*	Rating *(Data)*	Rating *(Data)*	Rating *(Data)*	Rating *(Data)*
Area 1. Size of Government	**5.03**	**5.14**	**7.19**	**8.26**	**8.68**	**8.50**	**8.42**
A. Government consumption	8.60 *(10.77)*	6.62 *(17.49)*	7.91 *(13.12)*	9.11 *(9.04)*	9.16 *(8.84)*	8.62 *(10.70)*	8.44 *(11.30)*
B. Transfers and subsidies	9.54 *(2.20)*	8.94 *(4.40)*	9.85 *(1.05)*	9.92 *(0.79)*	9.55 *(2.17)*	9.38 *(2.77)*	9.23 *(3.31)*
C. Government enterprises and investment	0.00 *(65.30)*	2.00 *(49.40)*	4.00 *(35.29)*	7.00 *(24.89)*	6.00 *(25.24)*	6.00 *(25.11)*	6.00 *(28.04)*
D. Top marginal tax rate	2.00	3.00	7.00	7.00	10.00	10.00	10.00
(i) Top marginal income tax rate	2.00 *(55)*	3.00 *(50)*	7.00 *(35)*	7.00 *(35)*	10.00 *(20)*	10.00 *(20)*	10.00 *(20)*
(ii) Top marginal income and payroll tax rate		3.00 *(50)*	7.00 *(35)*	7.00 *(35)*	10.00 *(20)*	10.00 *(20)*	10.00 *(20)*
Area 2. Legal System and Property Rights	**2.54**	**2.68**	**4.84**	**4.04**	**4.27**	**4.22**	**4.10**
A. Judicial independence				3.79	4.89	5.16	5.10
B. Impartial courts			4.26	3.39	3.72	3.59	3.46
C. Protection of property rights				4.50	4.08	4.11	3.91
D. Military interference in rule of law and politics			5.28	0.42	2.50	2.50	2.50
E. Integrity of the legal system			5.00	5.00	5.83	5.83	5.83
F. Legal enforcement of contracts				3.55	3.55	3.55	3.55
G. Regulatory restrictions on sale of real property				6.95	6.52	6.49	6.52
H. Reliability of police				4.13	3.60	3.27	3.00
I. Business costs of crime				4.66	3.69	3.47	3.03
Area 3. Sound Money	**6.39**	**7.87**	**6.15**	**6.04**	**6.04**	**6.23**	**6.02**
A. Money growth	8.05 *(9.75)*	8.72 *(6.40)*	8.55 *(7.27)*	6.92 *(15.40)*	8.94 *(5.29)*	9.25 *(3.74)*	8.33 *(8.35)*
B. Standard deviation of inflation	9.33 *(1.67)*	9.05 *(2.38)*	6.91 *(7.73)*	9.05 *(2.38)*	8.00 *(5.01)*	8.03 *(4.92)*	7.69 *(5.77)*
C. Inflation: most recent year	8.19 *(9.06)*	8.71 *(6.45)*	9.13 *(4.37)*	8.19 *(9.06)*	7.22 *(13.88)*	7.62 *(11.92)*	8.06 *(9.69)*
D. Freedom to own foreign currency bank accounts	0.00	5.00	0.00	0.00	0.00	0.00	0.00
Area 4. Freedom to Trade Internationally	**2.20**	**3.07**	**2.85**	**6.11**	**5.85**	**6.30**	**6.37**
A. Tariffs	0.00	0.00	2.79	6.42	4.99	6.91	6.90
(i) Revenue from trade taxes (% of trade sector)	0.00 *(15.30)*	0.00 *(15.21)*	6.18 *(5.73)*	6.59 *(5.12)*	7.75 *(3.37)*	8.08 *(2.88)*	7.81 *(3.28)*
(ii) Mean tariff rate	0.00 *(77.60)*	0.00 *(58.80)*	0.68 *(46.60)*	7.08 *(14.60)*	7.22 *(13.90)*	7.22 *(13.90)*	7.30 *(13.50)*
(iii) Standard deviation of tariff rates		0.00 *(34.00)*	1.52 *(21.20)*	5.60 *(11.01)*	0.00 *(27.11)*	5.44 *(11.40)*	5.57 *(11.07)*
B. Regulatory trade barriers				6.35	6.09	6.00	6.28
(i) Non-tariff trade barriers				5.56	4.89	4.73	5.28
(ii) Compliance cost of importing and exporting				7.13	7.28	7.28	7.28
C. Black-market exchange rates	4.60	7.20	5.00	8.93	10.00	10.00	10.00
D. Controls of the movement of capital and people	2.00	2.00	0.77	2.75	2.32	2.27	2.29
(i) Foreign ownership/investment restrictions				6.70	5.40	5.25	5.32
(ii) Capital controls	2.00	2.00	0.77	0.77	0.77	0.77	0.77
(iii) Freedom of foreigners to visit				0.79	0.79	0.79	0.79
Area 5. Regulation	**5.35**	**5.61**	**6.00**	**6.43**	**6.55**	**6.40**	**6.41**
A. Credit Market regulations	4.29	4.97	6.00	8.92	8.41	7.78	8.02
(i) Ownership of banks	0.00	0.00	0.00	8.00	8.00	8.00	8.00
(ii) Private sector credit	6.87	8.90	7.99	8.75	7.23	6.35	6.07
(iii) Interest rate controls/negative real interest rates	6.00	6.00	10.00	10.00	10.00	9.00	10.00
B. Labor Market regulations				5.74	5.77	5.88	5.77
(i) Hiring regulations and minimum wage				2.20	2.23	2.23	2.23
(ii) Hiring and firing regulations				5.96	5.72	6.18	5.54
(iii) Centralized collective bargaining				6.63	6.09	6.28	6.25
(iv) Hours regulations				8.00	8.00	8.00	8.00
(v) Mandated cost of worker dismissal				1.66	2.60	2.60	2.60
(vi) Conscription	10.00	10.00	10.00	10.00	10.00	10.00	10.00
C. Business regulations				4.64	5.46	5.54	5.44
(i) Administrative requirements				3.45	3.62	4.07	3.98
(ii) Bureaucracy costs				1.91	5.95	5.95	5.95
(iii) Starting a business				9.01	9.21	9.22	9.22
(iv) Extra payments/bribes/favoritism				4.52	3.41	3.36	3.03
(v) Licensing restrictions				5.25	6.82	6.91	6.95
(vi) Cost of tax compliance				3.72	3.72	3.72	3.53

Panama

	1980	1990	2000	2005	2010	2011	2012
Chain-Linked	Rating (Rank)	Rating (Rank)	Rating (Rank)	Rating (Rank)	Rating (Rank)	Rating (Rank)	Rating (Rank)
Summary Rating (Rank) ➤	**5.55** (41)	**6.45** (32)	**7.56** (24)	**7.60** (29)	**7.24** (47)	**7.12** (58)	**7.15** (58)
Area 1. Size of Government	4.71 (63)	5.57 (60)	7.81 (15)	8.30 (13)	6.82 (51)	6.53 (62)	6.62 (60)
Area 2. Legal System and Property Rights	2.91 (68)	3.42 (85)	5.69 (66)	5.49 (69)	5.46 (74)	5.64 (68)	5.74 (64)
Area 3. Sound Money	6.78 (33)	9.79 (2)	9.58 (13)	9.55 (18)	9.04 (46)	8.52 (62)	8.52 (64)
Area 4. Freedom to Trade Internationally	6.45 (28)	6.66 (38)	7.89 (44)	7.99 (28)	8.18 (21)	8.12 (23)	8.11 (23)
Area 5. Regulation	6.73 (18)	6.90 (21)	6.86 (43)	6.69 (70)	6.70 (73)	6.81 (70)	6.80 (77)
Unadjusted							
Summary Rating (Rank) ➤	**6.09** (28)	**6.83** (27)	**7.56** (26)	**7.59** (26)	**7.20** (55)	**7.08** (68)	**7.11** (66)
	Rating *(Data)*	Rating *(Data)*	Rating *(Data)*	Rating *(Data)*	Rating *(Data)*	Rating *(Data)*	Rating *(Data)*
Area 1. Size of Government	**4.82**	**5.57**	**7.81**	**8.30**	**6.82**	**6.53**	**6.62**
A. Government consumption	3.48 *(28.18)*	4.66 *(24.15)*	5.26 *(22.10)*	6.65 *(17.40)*	6.71 *(17.20)*	7.06 *(16.00)*	7.44 *(14.70)*
B. Transfers and subsidies	8.80 *(4.90)*	8.12 *(7.40)*	8.48 *(6.06)*	8.56 *(5.80)*	8.56 *(5.80)*	8.56 *(5.80)*	8.56 *(5.80)*
C. Government enterprises and investment	4.00 *(39.90)*	7.00 *(22.10)*	10.00 *(11.86)*	10.00 *(14.46)*	6.00 *(26.87)*	4.00 *(39.39)*	4.00 *(39.39)*
D. Top marginal tax rate	3.00	2.50	7.50	8.00	6.00	6.50	6.50
(i) Top marginal income tax rate	3.00 *(56)*	3.00 *(56)*	8.00 *(31)*	9.00 *(30)*	8.00 *(27)*	9.00 *(25)*	9.00 *(25)*
(ii) Top marginal income and payroll tax rate		2.00 *(64)*	7.00 *(38)*	7.00 *(36)*	4.00 *(43)*	4.00 *(41)*	4.00 *(41)*
Area 2. Legal System and Property Rights	**3.19**	**3.75**	**5.69**	**5.24**	**5.06**	**5.23**	**5.32**
A. Judicial independence				2.40	1.85	2.15	2.83
B. Impartial courts			5.35	3.10	4.11	4.68	4.55
C. Protection of property rights			4.07	6.71	6.25	6.49	6.39
D. Military interference in rule of law and politics			8.33	8.33	8.33	8.33	7.50
E. Integrity of the legal system			5.00	5.00	5.00	5.00	5.00
F. Legal enforcement of contracts				2.26	2.26	2.26	2.26
G. Regulatory restrictions on sale of real property				8.38	7.65	7.73	8.69
H. Reliability of police				5.92	5.64	6.13	6.18
I. Business costs of crime				5.10	4.48	4.28	4.46
Area 3. Sound Money	**6.78**	**9.79**	**9.58**	**9.55**	**9.04**	**8.52**	**8.52**
A. Money growth	8.23 *(8.85)*	9.75 *(-1.23)*	9.32 *(3.39)*	9.05 *(4.76)*	7.95 *(10.23)*	7.95 *(10.23)*	7.95 *(10.23)*
B. Standard deviation of inflation	5.62 *(10.96)*	9.54 *(1.16)*	9.28 *(1.80)*	9.80 *(0.49)*	8.92 *(2.70)*	7.31 *(6.73)*	7.25 *(6.87)*
C. Inflation: most recent year	3.26 *(33.69)*	9.89 *(0.57)*	9.70 *(1.50)*	9.35 *(3.26)*	9.30 *(3.49)*	8.82 *(5.88)*	8.86 *(5.70)*
D. Freedom to own foreign currency bank accounts	10.00	10.00	10.00	10.00	10.00	10.00	10.00
Area 4. Freedom to Trade Internationally	**8.64**	**7.80**	**7.89**	**8.11**	**8.30**	**8.24**	**8.23**
A. Tariffs	7.93	5.40	7.49	7.95	7.88	7.88	7.85
(i) Revenue from trade taxes (% of trade sector)	7.93 *(3.10)*	8.80 *(1.80)*	7.33 *(4.00)*	8.94 *(1.59)*	8.94 *(1.59)*	8.94 *(1.59)*	8.94 *(1.59)*
(ii) Mean tariff rate		2.00 *(40.00)*	8.10 *(9.50)*	8.52 *(7.40)*	8.56 *(7.20)*	8.62 *(6.90)*	8.60 *(7.00)*
(iii) Standard deviation of tariff rates			7.04 *(7.40)*	6.38 *(9.05)*	6.14 *(9.66)*	6.08 *(9.80)*	6.02 *(9.94)*
B. Regulatory trade barriers			4.95	6.97	7.58	7.26	7.30
(i) Non-tariff trade barriers			4.95	5.09	6.31	5.68	5.83
(ii) Compliance cost of importing and exporting				8.85	8.85	8.85	8.76
C. Black-market exchange rates	10.00	10.00	10.00	10.00	10.00	10.00	10.00
D. Controls of the movement of capital and people	8.00	8.00	9.12	7.53	7.74	7.82	7.77
(i) Foreign ownership/investment restrictions			8.24	7.13	7.76	8.02	7.87
(ii) Capital controls	8.00	8.00	10.00	10.00	10.00	10.00	10.00
(iii) Freedom of foreigners to visit				5.44	5.44	5.44	5.44
Area 5. Regulation	**6.99**	**7.25**	**6.86**	**6.77**	**6.77**	**6.89**	**6.87**
A. Credit Market regulations	8.47	9.33	9.21	9.33	9.18	9.14	8.96
(i) Ownership of banks	8.00	8.00	8.00	8.00	8.00	8.00	8.00
(ii) Private sector credit	8.95	10.00	9.64	10.00	9.54	9.42	8.88
(iii) Interest rate controls/negative real interest rates		10.00	10.00	10.00	10.00	10.00	10.00
B. Labor Market regulations			5.94	5.16	5.10	5.19	5.18
(i) Hiring regulations and minimum wage			3.76	1.10	2.23	2.23	2.23
(ii) Hiring and firing regulations			4.15	3.37	3.56	4.05	4.52
(iii) Centralized collective bargaining			5.85	6.59	6.67	6.73	6.19
(iv) Hours regulations				4.00	4.00	4.00	4.00
(v) Mandated cost of worker dismissal				5.92	4.13	4.13	4.13
(vi) Conscription	10.00	10.00	10.00	10.00	10.00	10.00	10.00
C. Business regulations			5.42	5.80	6.04	6.33	6.48
(i) Administrative requirements			6.93	3.07	4.05	4.61	5.08
(ii) Bureaucracy costs			3.90	4.69	4.85	4.85	4.85
(iii) Starting a business			5.53	9.17	9.64	9.68	9.73
(iv) Extra payments/bribes/favoritism			5.30	5.76	4.22	4.52	4.74
(v) Licensing restrictions				8.39	8.90	9.12	9.18
(vi) Cost of tax compliance				3.72	4.60	5.17	5.33

Papua New Guinea

	1980	1990	2000	2005	2010	2011	2012
Chain-Linked	Rating (Rank)	Rating (Rank)	Rating (Rank)	Rating (Rank)	Rating (Rank)	Rating (Rank)	Rating (Rank)
Summary Rating (Rank) ➤		**6.06** (42)	**5.83** (94)	**6.09** (93)	**6.52** (83)	**6.54** (84)	**6.67** (76)
Area 1. Size of Government	3.64 (88)	5.87 (49)	6.18 (60)	6.75 (57)	7.34 (34)	7.49 (30)	7.74 (25)
Area 2. Legal System and Property Rights		6.28 (33)	4.46 (92)	4.26 (96)	4.77 (82)	4.77 (83)	4.79 (83)
Area 3. Sound Money	6.06 (63)	6.65 (59)	6.27 (102)	7.08 (87)	7.27 (88)	7.25 (87)	7.56 (82)
Area 4. Freedom to Trade Internationally		4.93 (60)	5.45 (100)	5.37 (110)	6.46 (83)	6.48 (83)	6.48 (84)
Area 5. Regulation	6.25 (30)	6.42 (34)	6.80 (45)	7.03 (48)	6.89 (51)	6.85 (66)	6.93 (60)
Unadjusted							
Summary Rating (Rank) ➤		**6.07** (40)	**5.83** (96)	**6.48** (87)	**6.94** (74)	**6.96** (78)	**7.10** (68)
	Rating *(Data)*	Rating *(Data)*	Rating *(Data)*	Rating *(Data)*	Rating *(Data)*	Rating *(Data)*	Rating *(Data)*
Area 1. Size of Government	**2.75**	**5.79**	**6.18**	**6.75**	**7.34**	**7.49**	**7.74**
A. Government consumption	3.50 *(28.12)*	3.06 *(29.61)*	3.80 *(27.08)*	6.88 *(16.61)*	8.26 *(11.91)*	7.85 *(13.30)*	7.85 *(13.30)*
B. Transfers and subsidies		9.10 *(3.80)*	9.92 *(0.79)*	9.12 *(3.74)*	9.12 *(3.74)*	9.12 *(3.74)*	9.12 *(3.74)*
C. Government enterprises and investment	2.00 *(41.40)*	7.00 *(20.40)*	8.00 *(18.70)*	8.00 *(18.70)*	8.00	8.00	8.00
D. Top marginal tax rate		4.00	3.00	3.00	4.00	5.00	6.00
(i) Top marginal income tax rate		4.00 *(45)*	3.00 *(47)*	3.00 *(47)*	5.00 *(42)*	5.00 *(42)*	6.00 *(42)*
(ii) Top marginal income and payroll tax rate		4.00 *(45)*	3.00 *(47)*	3.00 *(47)*	3.00 *(47)*	5.00 *(42)*	6.00 *(42)*
Area 2. Legal System and Property Rights		**6.28**	**4.46**	**4.21**	**4.71**	**4.71**	**4.73**
A. Judicial independence							
B. Impartial courts			5.06	3.90	3.90	3.90	4.03
C. Protection of property rights							
D. Military interference in rule of law and politics			5.00	5.42	7.50	7.50	7.50
E. Integrity of the legal system			3.33	3.75	4.17	4.17	4.17
F. Legal enforcement of contracts				1.01	1.01	1.01	1.01
G. Regulatory restrictions on sale of real property				6.96	6.96	6.96	6.96
H. Reliability of police							
I. Business costs of crime							
Area 3. Sound Money	**6.06**	**6.65**	**6.27**	**7.08**	**7.27**	**7.25**	**7.56**
A. Money growth	8.71 *(6.47)*	9.05 *(4.73)*	9.73 *(1.36)*	6.58 *(17.12)*	7.83 *(10.87)*	8.09 *(9.57)*	8.04 *(9.79)*
B. Standard deviation of inflation	6.95 *(7.63)*	8.39 *(4.02)*	8.49 *(3.78)*	7.08 *(7.30)*	7.47 *(6.33)*	7.62 *(5.96)*	7.63 *(5.92)*
C. Inflation: most recent year	8.58 *(7.09)*	9.17 *(4.13)*	6.88 *(15.60)*	9.66 *(1.70)*	8.80 *(6.02)*	8.31 *(8.44)*	9.55 *(2.24)*
D. Freedom to own foreign currency bank accounts	0.00	0.00	0.00	5.00	5.00	5.00	5.00
Area 4. Freedom to Trade Internationally		**5.18**	**5.45**	**5.82**	**7.01**	**7.03**	**7.03**
A. Tariffs	7.80	6.93	4.80	6.15	7.06	7.06	7.06
(i) Revenue from trade taxes (% of trade sector)	7.80 *(3.30)*	5.27 *(7.10)*	6.03 *(5.96)*	6.61 *(5.08)*	6.61 *(5.08)*	6.61 *(5.08)*	6.61 *(5.08)*
(ii) Mean tariff rate		8.60 *(7.00)*	5.78 *(21.10)*	8.78 *(6.10)*	8.98 *(5.10)*	8.98 *(5.10)*	8.98 *(5.10)*
(iii) Standard deviation of tariff rates			2.60 *(18.50)*	3.05 *(17.38)*	5.57 *(11.07)*	5.57 *(11.07)*	5.57 *(11.07)*
B. Regulatory trade barriers				6.17	6.17	6.24	6.24
(i) Non-tariff trade barriers							
(ii) Compliance cost of importing and exporting				6.17	6.17	6.24	6.24
C. Black-market exchange rates		8.60	10.00	10.00	10.00	10.00	10.00
D. Controls of the movement of capital and people	0.00	0.00	1.54	0.96	4.81	4.81	4.81
(i) Foreign ownership/investment restrictions							
(ii) Capital controls	0.00	0.00	1.54	0.00	7.69	7.69	7.69
(iii) Freedom of foreigners to visit				1.93	1.93	1.93	1.93
Area 5. Regulation	**6.29**	**6.45**	**6.80**	**8.55**	**8.38**	**8.33**	**8.43**
A. Credit Market regulations	6.37	6.87	8.14	9.23	8.70	8.62	8.94
(i) Ownership of banks	5.00	5.00	5.00	10.00	10.00	10.00	10.00
(ii) Private sector credit	7.75	8.73	9.42	8.70	7.10	6.86	6.83
(iii) Interest rate controls/negative real interest rates			10.00	9.00	9.00	9.00	10.00
B. Labor Market regulations				8.82	8.69	8.69	8.69
(i) Hiring regulations and minimum wage				8.90	7.77	7.77	7.77
(ii) Hiring and firing regulations							
(iii) Centralized collective bargaining							
(iv) Hours regulations				10.00	10.00	10.00	10.00
(v) Mandated cost of worker dismissal				6.38	7.01	7.01	7.01
(vi) Conscription	10.00	10.00	10.00	10.00	10.00	10.00	10.00
C. Business regulations				7.59	7.75	7.68	7.66
(i) Administrative requirements							
(ii) Bureaucracy costs							
(iii) Starting a business				7.91	8.20	8.22	8.17
(iv) Extra payments/bribes/favoritism							
(v) Licensing restrictions				7.18	7.23	7.14	7.15
(vi) Cost of tax compliance				7.69	7.83	7.68	7.68

Paraguay

	1980	1990	2000	2005	2010	2011	2012
Chain-Linked	Rating (Rank)	Rating (Rank)	Rating (Rank)	Rating (Rank)	Rating (Rank)	Rating (Rank)	Rating (Rank)
Summary Rating (Rank) ➤	**5.68** (36)	**5.60** (54)	**6.44** (70)	**6.36** (85)	**6.62** (78)	**6.69** (75)	**6.71** (75)
Area 1. Size of Government	9.16 (3)	9.31 (2)	7.58 (20)	7.87 (25)	8.19 (12)	8.21 (13)	8.07 (16)
Area 2. Legal System and Property Rights	3.29 (64)	3.97 (77)	3.67 (106)	2.57 (118)	2.73 (119)	2.76 (117)	2.69 (119)
Area 3. Sound Money	7.87 (21)	6.50 (66)	8.72 (42)	8.37 (60)	8.65 (60)	8.87 (57)	9.11 (48)
Area 4. Freedom to Trade Internationally	4.12 (53)	4.24 (70)	6.78 (72)	7.22 (58)	6.98 (70)	6.99 (70)	6.84 (74)
Area 5. Regulation		4.39 (96)	5.46 (102)	5.75 (100)	6.56 (83)	6.59 (84)	6.84 (71)
Unadjusted							
Summary Rating (Rank) ➤	**6.55** (16)	**6.04** (42)	**6.44** (67)	**6.48** (87)	**6.75** (89)	**6.82** (87)	**6.84** (87)
	Rating *(Data)*	Rating *(Data)*	Rating *(Data)*	Rating *(Data)*	Rating *(Data)*	Rating *(Data)*	Rating *(Data)*
Area 1. Size of Government	**9.06**	**9.31**	**7.58**	**7.62**	**7.93**	**7.94**	**7.81**
A. Government consumption	9.60 *(7.36)*	9.57 *(7.45)*	7.04 *(16.07)*	8.25 *(11.95)*	7.97 *(12.90)*	8.06 *(12.60)*	7.53 *(14.40)*
B. Transfers and subsidies	9.59 *(2.00)*	9.65 *(1.80)*	9.26 *(3.21)*	9.21 *(3.38)*	9.26 *(3.20)*	9.22 *(3.36)*	9.23 *(3.34)*
C. Government enterprises and investment	8.00 *(17.80)*	10.00 *(13.30)*	4.00 *(35.71)*	4.00 *(35.71)*	6.00 *(27.68)*	6.00 *(27.68)*	6.00 *(27.68)*
D. Top marginal tax rate		8.00	10.00	9.00	8.50	8.50	8.50
(i) Top marginal income tax rate		8.00 *(30)*	10.00 *(0)*	10.00 *(0)*	10.00 *(10)*	10.00 *(10)*	10.00 *(10)*
(ii) Top marginal income and payroll tax rate				8.00 *(27)*	7.00 *(34)*	7.00 *(34)*	7.00 *(34)*
Area 2. Legal System and Property Rights	**3.71**	**4.48**	**3.67**	**3.41**	**3.63**	**3.67**	**3.58**
A. Judicial independence				1.08	1.30	1.43	1.19
B. Impartial courts			4.08	1.76	2.86	2.88	2.97
C. Protection of property rights			2.27	3.35	3.39	3.33	3.44
D. Military interference in rule of law and politics			3.33	2.50	2.50	2.50	2.50
E. Integrity of the legal system			5.00	3.33	3.33	3.33	3.33
F. Legal enforcement of contracts				4.19	4.19	4.19	4.19
G. Regulatory restrictions on sale of real property				8.47	8.51	8.51	8.51
H. Reliability of police				3.03	2.48	2.66	2.01
I. Business costs of crime				2.94	4.09	4.17	4.04
Area 3. Sound Money	**7.87**	**6.50**	**8.72**	**8.37**	**8.65**	**8.87**	**9.11**
A. Money growth	6.93 *(15.33)*	4.67 *(26.66)*	8.66 *(6.72)*	7.09 *(14.53)*	7.26 *(13.72)*	8.65 *(6.74)*	8.44 *(7.80)*
B. Standard deviation of inflation	7.91 *(5.23)*	8.58 *(3.55)*	8.02 *(4.94)*	7.75 *(5.62)*	8.27 *(4.34)*	8.46 *(3.84)*	8.73 *(3.16)*
C. Inflation: most recent year	6.66 *(16.71)*	2.74 *(36.28)*	8.20 *(8.98)*	8.64 *(6.79)*	9.07 *(4.65)*	8.35 *(8.25)*	9.26 *(3.68)*
D. Freedom to own foreign currency bank accounts	10.00	10.00	10.00	10.00	10.00	10.00	10.00
Area 4. Freedom to Trade Internationally	**5.53**	**5.44**	**6.78**	**7.46**	**7.21**	**7.23**	**7.07**
A. Tariffs	3.00	6.51	7.63	7.94	7.86	7.84	7.89
(i) Revenue from trade taxes (% of trade sector)	6.00 *(6.00)*	7.80 *(3.30)*	7.76 *(3.37)*	8.90 *(1.65)*	8.93 *(1.60)*	8.92 *(1.62)*	8.96 *(1.56)*
(ii) Mean tariff rate	0.00 *(71.00)*	6.80 *(16.00)*	7.82 *(10.90)*	8.34 *(8.30)*	7.96 *(10.20)*	7.96 *(10.20)*	7.98 *(10.10)*
(iii) Standard deviation of tariff rates		4.92 *(12.70)*	7.32 *(6.70)*	6.59 *(8.51)*	6.70 *(8.26)*	6.65 *(8.36)*	6.73 *(8.18)*
B. Regulatory trade barriers			2.43	5.07	5.60	5.59	5.68
(i) Non-tariff trade barriers			2.43	4.98	5.87	5.84	5.50
(ii) Compliance cost of importing and exporting				5.17	5.34	5.34	5.86
C. Black-market exchange rates	8.60	4.80	10.00	10.00	10.00	10.00	9.52
D. Controls of the movement of capital and people	5.00	5.00	7.06	6.81	5.39	5.47	5.20
(i) Foreign ownership/investment restrictions			5.67	5.07	5.44	5.68	5.64
(ii) Capital controls	5.00	5.00	8.46	9.23	4.62	4.62	3.85
(iii) Freedom of foreigners to visit				6.12	6.12	6.12	6.12
Area 5. Regulation		**4.48**	**5.46**	**5.57**	**6.35**	**6.37**	**6.62**
A. Credit Market regulations		5.97	8.82	8.33	8.33	8.33	9.08
(i) Ownership of banks			8.00	8.00	8.00	8.00	8.00
(ii) Private sector credit		9.95	9.47	10.00	10.00	10.00	9.23
(iii) Interest rate controls/negative real interest rates		2.00	9.00	7.00	7.00	7.00	10.00
B. Labor Market regulations			3.33	3.32	4.65	4.63	4.69
(i) Hiring regulations and minimum wage			4.67	4.40	5.57	5.57	5.57
(ii) Hiring and firing regulations			4.72	3.26	3.94	3.84	3.82
(iii) Centralized collective bargaining			3.95	5.74	6.80	6.75	7.14
(iv) Hours regulations				4.70	8.00	8.00	8.00
(v) Mandated cost of worker dismissal				0.82	2.60	2.60	2.60
(vi) Conscription	1.00	0.00	0.00	1.00	1.00	1.00	1.00
C. Business regulations			4.22	5.05	6.06	6.16	6.10
(i) Administrative requirements			4.87	2.94	4.17	4.73	4.65
(ii) Bureaucracy costs			4.95	5.13	6.65	6.65	6.65
(iii) Starting a business			3.98	6.19	8.38	8.39	8.42
(iv) Extra payments/bribes/favoritism			3.07	4.30	3.26	3.25	2.86
(v) Licensing restrictions				5.39	8.25	8.28	8.33
(vi) Cost of tax compliance				6.32	5.66	5.66	5.70

Peru

	1980	1990	2000	2005	2010	2011	2012
Chain-Linked	Rating (Rank)	Rating (Rank)	Rating (Rank)	Rating (Rank)	Rating (Rank)	Rating (Rank)	Rating (Rank)
Summary Rating (Rank) ➤	**3.90** (88)	**3.97** (100)	**7.30** (38)	**7.30** (44)	**7.52** (29)	**7.55** (26)	**7.54** (26)
Area 1. Size of Government	6.36 (20)	7.13 (17)	8.07 (12)	7.71 (28)	7.53 (28)	7.81 (24)	7.84 (22)
Area 2. Legal System and Property Rights	3.77 (58)	2.93 (94)	3.94 (101)	4.27 (95)	4.77 (83)	4.59 (88)	4.52 (88)
Area 3. Sound Money	0.00 (107)	1.25 (113)	8.79 (40)	9.68 (5)	9.27 (40)	9.44 (27)	9.32 (39)
Area 4. Freedom to Trade Internationally	2.86 (69)	3.85 (81)	8.35 (33)	7.91 (31)	8.47 (13)	8.40 (14)	8.31 (15)
Area 5. Regulation	5.15 (64)	4.95 (80)	7.39 (20)	6.89 (57)	7.44 (25)	7.41 (31)	7.61 (23)
Unadjusted							
Summary Rating (Rank) ➤	**3.72** (94)	**3.87** (102)	**7.30** (37)	**7.39** (40)	**7.61** (19)	**7.64** (18)	**7.63** (20)
	Rating *(Data)*	Rating *(Data)*	Rating *(Data)*	Rating *(Data)*	Rating *(Data)*	Rating *(Data)*	Rating *(Data)*
Area 1. Size of Government	**6.47**	**7.13**	**8.07**	**7.71**	**7.53**	**7.81**	**7.84**
A. Government consumption	7.26 *(15.33)*	8.69 *(10.46)*	7.73 *(13.72)*	7.86 *(13.29)*	7.73 *(13.71)*	7.68 *(13.90)*	7.74 *(13.70)*
B. Transfers and subsidies	9.62 *(1.90)*	9.32 *(3.00)*	9.04 *(4.02)*	8.99 *(4.20)*	9.37 *(2.82)*	9.56 *(2.12)*	9.64 *(1.82)*
C. Government enterprises and investment	7.00 *(24.30)*	7.00 *(20.00)*	8.00 *(19.61)*	8.00 *(15.60)*	7.00 *(23.59)*	8.00 *(18.71)*	8.00 *(18.20)*
D. Top marginal tax rate	2.00	3.50	7.50	6.00	6.00	6.00	6.00
(i) Top marginal income tax rate	2.00 *(65)*	4.00 *(45)*	10.00 *(20)*	8.00 *(30)*	8.00 *(30)*	8.00 *(30)*	8.00 *(30)*
(ii) Top marginal income and payroll tax rate		3.00 *(48)*	5.00 *(41)*	4.00 *(48)*	4.00 *(48)*	4.00 *(48)*	4.00 *(48)*
Area 2. Legal System and Property Rights	**3.77**	**2.93**	**3.94**	**4.56**	**5.10**	**4.91**	**4.84**
A. Judicial independence			1.50	1.59	2.70	2.47	2.56
B. Impartial courts			3.17	2.58	3.47	3.46	3.49
C. Protection of property rights			3.33	4.13	4.78	4.62	4.50
D. Military interference in rule of law and politics			6.67	8.33	7.50	7.50	7.50
E. Integrity of the legal system			5.00	5.00	5.83	5.00	5.00
F. Legal enforcement of contracts				4.77	5.07	5.07	5.08
G. Regulatory restrictions on sale of real property				8.29	8.78	8.78	8.79
H. Reliability of police				3.71	3.69	3.26	2.98
I. Business costs of crime				2.67	4.07	4.01	3.61
Area 3. Sound Money	**1.62**	**1.25**	**8.79**	**9.68**	**9.27**	**9.44**	**9.32**
A. Money growth	3.38 *(33.12)*	0.00 *(597.16)*	7.03 *(14.85)*	9.77 *(1.13)*	8.42 *(7.89)*	9.25 *(3.74)*	8.84 *(5.78)*
B. Standard deviation of inflation	3.10 *(17.26)*	0.00 *(2341.35)*	8.87 *(2.83)*	9.25 *(1.87)*	8.97 *(2.57)*	9.19 *(2.01)*	9.16 *(2.10)*
C. Inflation: most recent year	0.00 *(65.92)*	0.00 *(6134.79)*	9.25 *(3.76)*	9.68 *(1.62)*	9.69 *(1.53)*	9.33 *(3.37)*	9.27 *(3.65)*
D. Freedom to own foreign currency bank accounts	0.00	5.00	10.00	10.00	10.00	10.00	10.00
Area 4. Freedom to Trade Internationally	**3.29**	**4.07**	**8.35**	**8.08**	**8.65**	**8.58**	**8.49**
A. Tariffs	1.47	3.40	7.80	8.08	8.61	9.01	9.01
(i) Revenue from trade taxes (% of trade sector)	2.93 *(10.60)*	7.40 *(3.90)*	7.23 *(4.16)*	8.48 *(2.28)*	9.43 *(0.86)*	9.65 *(0.53)*	9.62 *(0.57)*
(ii) Mean tariff rate	0.00 *(57.00)*	2.80 *(36.00)*	7.32 *(13.40)*	8.16 *(9.20)*	8.92 *(5.40)*	9.26 *(3.70)*	9.26 *(3.70)*
(iii) Standard deviation of tariff rates		0.00 *(25.00)*	8.84 *(2.90)*	7.59 *(6.02)*	7.47 *(6.32)*	8.14 *(4.66)*	8.14 *(4.66)*
B. Regulatory trade barriers			6.71	5.70	7.45	7.08	6.78
(i) Non-tariff trade barriers			6.75	5.19	6.80	6.07	5.47
(ii) Compliance cost of importing and exporting			6.66	6.22	8.10	8.10	8.10
C. Black-market exchange rates	6.40	6.80	10.00	10.00	10.00	10.00	10.00
D. Controls of the movement of capital and people	2.00	2.00	8.88	8.53	8.54	8.23	8.16
(i) Foreign ownership/investment restrictions			9.30	7.27	7.29	7.13	6.92
(ii) Capital controls	2.00	2.00	8.46	8.46	8.46	7.69	7.69
(iii) Freedom of foreigners to visit				9.87	9.87	9.87	9.87
Area 5. Regulation	**3.46**	**3.96**	**7.39**	**6.93**	**7.49**	**7.46**	**7.66**
A. Credit Market regulations	2.95	2.54	9.27	8.86	9.33	9.33	10.00
(i) Ownership of banks			10.00	8.00	10.00	10.00	10.00
(ii) Private sector credit	5.90	5.08	8.81	9.58	10.00	10.00	10.00
(iii) Interest rate controls/negative real interest rates	0.00	0.00	9.00	9.00	8.00	8.00	10.00
B. Labor Market regulations			6.75	6.51	7.13	7.02	6.94
(i) Hiring regulations and minimum wage			3.08	5.60	3.90	3.90	3.90
(ii) Hiring and firing regulations		6.75	7.20	3.74	4.21	4.04	3.57
(iii) Centralized collective bargaining			7.93	7.82	7.62	7.16	7.13
(iv) Hours regulations			5.51	6.70	10.00	10.00	10.00
(v) Mandated cost of worker dismissal				5.18	7.04	7.04	7.04
(vi) Conscription	0.00	0.00	10.00	10.00	10.00	10.00	10.00
C. Business regulations			6.15	5.43	6.02	6.02	6.04
(i) Administrative requirements			6.75	2.25	2.72	2.80	3.23
(ii) Bureaucracy costs			7.50	4.19	5.03	5.03	5.03
(iii) Starting a business			3.57	7.35	9.04	9.06	9.09
(iv) Extra payments/bribes/favoritism			6.78	6.41	5.05	4.56	4.26
(v) Licensing restrictions				7.16	7.71	7.98	7.90
(vi) Cost of tax compliance				5.25	6.54	6.72	6.72

Philippines

	1980	1990	2000	2005	2010	2011	2012
Chain-Linked	Rating (Rank)	Rating (Rank)	Rating (Rank)	Rating (Rank)	Rating (Rank)	Rating (Rank)	Rating (Rank)
Summary Rating (Rank) ➤	**5.33** (51)	**5.79** (48)	**6.97** (45)	**7.00** (57)	**7.08** (54)	**7.18** (55)	**7.22** (56)
Area 1. Size of Government	6.49 (19)	8.00 (7)	6.87 (38)	8.79 (5)	8.31 (9)	8.34 (9)	8.28 (12)
Area 2. Legal System and Property Rights	3.06 (65)	2.44 (100)	4.65 (85)	4.28 (94)	3.85 (103)	4.09 (101)	4.26 (95)
Area 3. Sound Money	6.10 (61)	5.76 (80)	9.23 (33)	7.94 (71)	9.29 (38)	9.28 (39)	9.42 (31)
Area 4. Freedom to Trade Internationally	5.65 (38)	5.89 (44)	7.09 (66)	7.11 (63)	6.95 (73)	7.00 (69)	6.96 (69)
Area 5. Regulation	5.17 (62)	6.60 (30)	7.00 (37)	6.77 (68)	6.95 (48)	7.10 (47)	7.13 (48)
Unadjusted							
Summary Rating (Rank) ➤	**5.22** (53)	**5.91** (46)	**6.97** (42)	**7.06** (60)	**7.14** (63)	**7.24** (52)	**7.29** (51)
	Rating *(Data)*	Rating *(Data)*	Rating *(Data)*	Rating *(Data)*	Rating *(Data)*	Rating *(Data)*	Rating *(Data)*
Area 1. Size of Government	**6.49**	**8.00**	**6.87**	**8.79**	**8.31**	**8.34**	**8.28**
A. Government consumption	8.13 *(12.35)*	8.11 *(12.43)*	7.26 *(15.31)*	8.17 *(12.23)*	8.25 *(11.96)*	8.38 *(11.50)*	8.12 *(12.40)*
B. Transfers and subsidies	9.84 *(1.10)*	9.89 *(0.90)*	9.21 *(3.40)*	10.00 *(0.26)*	10.00 *(0.20)*	9.99 *(0.55)*	9.99 *(0.55)*
C. Government enterprises and investment	7.00 *(20.10)*	7.00 *(23.30)*	4.00 *(31.10)*	10.00 *(10.32)*	8.00 *(18.20)*	8.00 *(18.20)*	8.00 *(18.20)*
D. Top marginal tax rate	1.00	7.00	7.00	7.00	7.00	7.00	7.00
(i) Top marginal income tax rate	1.00 *(70)*	7.00 *(35)*	7.00 *(32)*	7.00 *(32)*	7.00 *(32)*	7.00 *(32)*	7.00 *(32)*
(ii) Top marginal income and payroll tax rate		7.00 *(35)*	7.00 *(32)*	7.00 *(32)*	7.00 *(32)*	7.00 *(32)*	7.00 *(32)*
Area 2. Legal System and Property Rights	**3.06**	**2.44**	**4.65**	**4.86**	**4.37**	**4.64**	**4.84**
A. Judicial independence			4.51	3.93	3.25	3.36	3.61
B. Impartial courts			5.51	3.62	3.04	3.63	4.24
C. Protection of property rights			3.22	5.69	4.35	5.17	5.58
D. Military interference in rule of law and politics			6.67	5.83	5.00	5.00	5.00
E. Integrity of the legal system			3.33	3.75	4.17	4.17	4.17
F. Legal enforcement of contracts				3.42	3.42	3.42	3.42
G. Regulatory restrictions on sale of real property				8.00	7.69	7.69	7.69
H. Reliability of police				4.13	3.80	4.38	4.61
I. Business costs of crime				5.36	4.58	4.91	5.21
Area 3. Sound Money	**6.10**	**5.76**	**9.23**	**7.94**	**9.29**	**9.28**	**9.42**
A. Money growth	8.41 *(7.94)*	6.95 *(15.23)*	8.41 *(7.96)*	8.77 *(6.14)*	8.74 *(6.30)*	8.86 *(5.70)*	9.19 *(4.06)*
B. Standard deviation of inflation	8.83 *(2.92)*	8.69 *(3.27)*	9.32 *(1.71)*	9.51 *(1.22)*	9.19 *(2.03)*	9.20 *(1.99)*	9.13 *(2.19)*
C. Inflation: most recent year	7.15 *(14.25)*	7.41 *(12.97)*	9.21 *(3.95)*	8.47 *(7.63)*	9.24 *(3.81)*	9.07 *(4.65)*	9.37 *(3.17)*
D. Freedom to own foreign currency bank accounts	0.00	0.00	10.00	5.00	10.00	10.00	10.00
Area 4. Freedom to Trade Internationally	**5.11**	**5.43**	**7.09**	**6.84**	**6.69**	**6.74**	**6.70**
A. Tariffs	3.93	5.69	7.86	8.14	7.75	7.81	7.61
(i) Revenue from trade taxes (% of trade sector)	5.47 *(6.80)*	5.60 *(6.60)*	8.26 *(2.61)*	8.24 *(2.64)*	7.31 *(4.03)*	7.29 *(4.06)*	7.18 *(4.23)*
(ii) Mean tariff rate	2.40 *(38.00)*	5.14 *(24.30)*	8.48 *(7.60)*	8.92 *(5.40)*	8.74 *(6.30)*	8.78 *(6.10)*	8.76 *(6.20)*
(iii) Standard deviation of tariff rates		6.32 *(9.20)*	6.84 *(7.90)*	7.25 *(6.87)*	7.20 *(6.99)*	7.36 *(6.59)*	6.88 *(7.81)*
B. Regulatory trade barriers			5.89	6.82	6.69	6.73	6.85
(i) Non-tariff trade barriers			3.95	6.03	5.36	5.43	5.66
(ii) Compliance cost of importing and exporting			7.83	7.62	8.03	8.03	8.03
C. Black-market exchange rates	9.40	8.60	10.00	10.00	10.00	10.00	10.00
D. Controls of the movement of capital and people	2.00	2.00	4.60	2.40	2.30	2.40	2.33
(i) Foreign ownership/investment restrictions			8.44	6.21	5.89	6.21	5.99
(ii) Capital controls	2.00	2.00	0.77	0.77	0.77	0.77	0.77
(iii) Freedom of foreigners to visit				0.23	0.23	0.23	0.23
Area 5. Regulation	**5.34**	**7.92**	**7.00**	**6.87**	**7.04**	**7.20**	**7.23**
A. Credit Market regulations	6.60	8.19	8.98	9.01	8.82	9.10	9.06
(i) Ownership of banks	5.00	8.00	8.00	8.00	8.00	8.00	8.00
(ii) Private sector credit	6.79	8.56	8.94	9.02	8.45	9.30	9.18
(iii) Interest rate controls/negative real interest rates	8.00	8.00	10.00	10.00	10.00	10.00	10.00
B. Labor Market regulations		7.65	6.06	5.95	6.11	6.08	6.11
(i) Hiring regulations and minimum wage			4.38	4.40	4.43	4.43	4.43
(ii) Hiring and firing regulations		5.70	3.30	4.28	3.81	4.03	3.84
(iii) Centralized collective bargaining		7.24	6.92	5.47	5.89	5.52	5.88
(iv) Hours regulations			5.68	10.00	10.00	10.00	10.00
(v) Mandated cost of worker dismissal				1.56	2.52	2.52	2.52
(vi) Conscription	3.00	10.00	10.00	10.00	10.00	10.00	10.00
C. Business regulations			5.97	5.65	6.21	6.41	6.52
(i) Administrative requirements			7.20	2.39	2.62	3.28	3.66
(ii) Bureaucracy costs			6.68	4.13	5.67	5.67	5.67
(iii) Starting a business			5.63	7.88	8.66	8.64	8.67
(iv) Extra payments/bribes/favoritism			4.35	4.24	3.15	3.64	3.79
(v) Licensing restrictions				7.41	9.33	9.36	9.52
(vi) Cost of tax compliance				7.81	7.81	7.84	7.84

Poland

	1980	1990	2000	2005	2010	2011	2012
Chain-Linked	Rating (Rank)	Rating (Rank)	Rating (Rank)	Rating (Rank)	Rating (Rank)	Rating (Rank)	Rating (Rank)
Summary Rating (Rank) ➤		**3.55** (104)	**6.34** (74)	**6.88** (64)	**7.07** (56)	**7.18** (53)	**7.28** (49)
Area 1. Size of Government	4.00 (81)	1.85 (113)	4.25 (107)	5.40 (95)	5.35 (91)	5.46 (91)	5.79 (80)
Area 2. Legal System and Property Rights		6.19 (34)	6.50 (52)	5.93 (60)	6.67 (46)	6.79 (44)	6.69 (42)
Area 3. Sound Money	8.34 (14)	2.50 (109)	7.49 (69)	9.27 (36)	9.39 (30)	9.53 (20)	9.55 (15)
Area 4. Freedom to Trade Internationally		4.96 (58)	7.25 (61)	7.04 (66)	7.18 (61)	7.10 (61)	7.11 (57)
Area 5. Regulation	2.06 (100)	2.19 (114)	6.20 (69)	6.83 (64)	6.87 (56)	7.12 (44)	7.32 (38)
Unadjusted							
Summary Rating (Rank) ➤		**3.54** (104)	**6.34** (72)	**6.91** (69)	**7.10** (67)	**7.21** (60)	**7.31** (48)
	Rating *(Data)*	Rating *(Data)*	Rating *(Data)*	Rating *(Data)*	Rating *(Data)*	Rating *(Data)*	Rating *(Data)*
Area 1. Size of Government	**5.10**	**2.00**	**4.25**	**5.40**	**5.35**	**5.46**	**5.79**
A. Government consumption	8.21 *(12.09)*	3.33 *(28.69)*	5.00 *(23.00)*	5.15 *(22.50)*	4.84 *(23.53)*	5.07 *(22.75)*	5.12 *(22.60)*
B. Transfers and subsidies		2.67 *(27.40)*	4.50 *(20.69)*	4.96 *(19.01)*	5.05 *(18.67)*	5.28 *(17.81)*	5.55 *(16.81)*
C. Government enterprises and investment	2.00 *(40.70)*	0.00 *(58.80)*	4.00 *(36.62)*	8.00 *(18.69)*	6.00 *(28.27)*	6.00 *(28.30)*	7.00 *(23.94)*
D. Top marginal tax rate			3.50	3.50	5.50	5.50	5.50
(i) Top marginal income tax rate			5.00 *(40)*	5.00 *(40)*	7.00 *(32)*	7.00 *(32)*	7.00 *(32)*
(ii) Top marginal income and payroll tax rate			2.00 *(53)*	2.00 *(55)*	4.00 *(44)*	4.00 *(44)*	4.00 *(44)*
Area 2. Legal System and Property Rights		**6.19**	**6.50**	**5.63**	**6.33**	**6.44**	**6.36**
A. Judicial independence			5.34	4.18	5.55	5.41	5.15
B. Impartial courts			5.85	4.37	3.69	3.53	3.24
C. Protection of property rights			4.63	4.58	5.90	5.61	5.49
D. Military interference in rule of law and politics			10.00	10.00	10.00	10.00	10.00
E. Integrity of the legal system			6.67	7.08	7.50	7.50	7.50
F. Legal enforcement of contracts				4.27	4.27	4.15	4.15
G. Regulatory restrictions on sale of real property				5.75	7.00	8.85	9.21
H. Reliability of police				4.89	5.61	5.51	5.12
I. Business costs of crime				5.57	7.44	7.42	7.34
Area 3. Sound Money	**7.42**	**2.50**	**7.49**	**9.27**	**9.39**	**9.53**	**9.55**
A. Money growth		0.00 *(110.44)*	8.97 *(5.14)*	8.05 *(9.75)*	8.59 *(7.04)*	9.32 *(3.40)*	9.31 *(3.45)*
B. Standard deviation of inflation	9.21 *(1.97)*	0.00 *(167.57)*	8.00 *(5.00)*	9.44 *(1.41)*	9.51 *(1.21)*	9.64 *(0.89)*	9.65 *(0.87)*
C. Inflation: most recent year	8.04 *(9.80)*	0.00 *(435.66)*	7.99 *(10.06)*	9.58 *(2.11)*	9.46 *(2.71)*	9.16 *(4.22)*	9.25 *(3.75)*
D. Freedom to own foreign currency bank accounts	5.00	10.00	5.00	10.00	10.00	10.00	10.00
Area 4. Freedom to Trade Internationally		**4.97**	**7.25**	**7.29**	**7.44**	**7.36**	**7.36**
A. Tariffs		6.70	7.76	8.39	8.34	8.27	8.21
(i) Revenue from trade taxes (% of trade sector)		6.00 *(6.00)*	9.20 *(1.20)*	9.59 *(0.62)*	9.63 *(0.55)*	9.66 *(0.51)*	9.63 *(0.55)*
(ii) Mean tariff rate		7.66 *(11.70)*	8.00 *(10.00)*	9.46 *(2.70)*	8.98 *(5.10)*	8.94 *(5.30)*	8.90 *(5.50)*
(iii) Standard deviation of tariff rates		6.44 *(8.90)*	6.08 *(9.80)*	6.13 *(9.67)*	6.41 *(8.98)*	6.23 *(9.43)*	6.11 *(9.74)*
B. Regulatory trade barriers			7.45	6.19	6.85	6.54	6.59
(i) Non-tariff trade barriers			6.23	5.19	5.96	5.34	5.32
(ii) Compliance cost of importing and exporting			8.66	7.18	7.74	7.74	7.87
C. Black-market exchange rates	0.00	8.20	10.00	10.00	10.00	10.00	10.00
D. Controls of the movement of capital and people	0.00	0.00	3.78	4.59	4.56	4.61	4.65
(i) Foreign ownership/investment restrictions			6.78	5.65	5.56	5.71	5.85
(ii) Capital controls	0.00	0.00	0.77	1.54	1.54	1.54	1.54
(iii) Freedom of foreigners to visit				6.58	6.58	6.58	6.58
Area 5. Regulation	**3.10**	**2.03**	**6.20**	**6.97**	**7.01**	**7.26**	**7.47**
A. Credit Market regulations	0.24	0.44	7.61	8.59	7.94	8.40	8.65
(i) Ownership of banks	0.00	0.00	5.00	8.00	8.00	8.00	8.00
(ii) Private sector credit	0.48	1.31	7.84	7.76	5.83	7.21	7.95
(iii) Interest rate controls/negative real interest rates		0.00	10.00	10.00	10.00	10.00	10.00
B. Labor Market regulations		3.62	4.20	6.56	7.42	7.67	7.67
(i) Hiring regulations and minimum wage			3.39	10.00	5.57	8.90	8.90
(ii) Hiring and firing regulations		5.67	2.72	4.78	3.78	4.11	3.98
(iii) Centralized collective bargaining	4.49	5.18	7.03	6.11	7.19	7.27	7.38
(iv) Hours regulations			4.84	6.70	8.00	8.00	8.00
(v) Mandated cost of worker dismissal				8.79	10.00	7.76	7.76
(vi) Conscription	0.00	0.00	3.00	3.00	10.00	10.00	10.00
C. Business regulations			6.78	5.75	5.66	5.71	6.08
(i) Administrative requirements			7.40	3.45	2.68	2.67	2.77
(ii) Bureaucracy costs			7.13	6.50	3.93	3.93	3.93
(iii) Starting a business			6.98	8.11	8.75	8.78	8.85
(iv) Extra payments/bribes/favoritism			5.60	5.55	5.98	6.17	5.88
(v) Licensing restrictions				5.59	5.91	5.92	8.27
(vi) Cost of tax compliance				5.31	6.68	6.79	6.79

Portugal

	1980	1990	2000	2005	2010	2011	2012
Chain-Linked	Rating (Rank)	Rating (Rank)	Rating (Rank)	Rating (Rank)	Rating (Rank)	Rating (Rank)	Rating (Rank)
Summary Rating (Rank) ➤	**5.53** (43)	**6.25** (37)	**7.55** (25)	**7.43** (36)	**7.11** (49)	**7.39** (37)	**7.46** (33)
Area 1. Size of Government	3.31 (93)	5.22 (68)	5.26 (88)	5.73 (91)	4.98 (103)	5.58 (88)	5.67 (87)
Area 2. Legal System and Property Rights	8.00 (7)	7.73 (19)	7.64 (30)	7.72 (26)	7.05 (34)	7.15 (34)	7.26 (32)
Area 3. Sound Money	5.61 (76)	6.05 (72)	9.51 (20)	9.54 (19)	9.75 (2)	9.69 (3)	9.72 (5)
Area 4. Freedom to Trade Internationally	6.57 (27)	7.66 (24)	8.95 (20)	7.89 (33)	7.99 (28)	7.93 (28)	7.80 (33)
Area 5. Regulation	4.26 (86)	4.58 (93)	6.39 (57)	6.33 (84)	5.85 (106)	6.67 (78)	6.92 (62)
Unadjusted							
Summary Rating (Rank) ➤	**5.62** (41)	**6.20** (39)	**7.55** (22)	**7.34** (46)	**7.03** (69)	**7.30** (46)	**7.37** (43)
	Rating *(Data)*	Rating *(Data)*	Rating *(Data)*	Rating *(Data)*	Rating *(Data)*	Rating *(Data)*	Rating *(Data)*
Area 1. Size of Government	**3.63**	**5.22**	**5.26**	**5.73**	**4.98**	**5.58**	**5.67**
A. Government consumption	6.83 *(16.76)*	5.95 *(19.76)*	4.18 *(25.80)*	4.61 *(24.33)*	4.52 *(24.62)*	4.94 *(23.20)*	5.38 *(21.70)*
B. Transfers and subsidies	5.69 *(16.30)*	5.91 *(15.50)*	5.88 *(15.64)*	4.81 *(19.54)*	3.89 *(22.91)*	3.90 *(22.89)*	3.80 *(23.27)*
C. Government enterprises and investment	2.00 *(42.20)*	6.00 *(29.90)*	7.00 *(23.20)*	10.00 *(13.22)*	8.00 *(18.24)*	10.00 *(14.33)*	10.00 *(10.37)*
D. Top marginal tax rate	0.00	3.00	4.00	3.50	3.50	3.50	3.50
(i) Top marginal income tax rate	0.00 *(84)*	5.00 *(40)*	6.00 *(40)*	5.00 *(42)*	5.00 *(47)*	5.00 *(47)*	5.00 *(47)*
(ii) Top marginal income and payroll tax rate		1.00 *(57)*	2.00 *(57)*	2.00 *(58)*	2.00 *(62)*	2.00 *(62)*	2.00 *(62)*
Area 2. Legal System and Property Rights	**8.00**	**7.73**	**7.64**	**7.32**	**6.69**	**6.78**	**6.89**
A. Judicial independence			7.01	7.76	4.89	4.78	5.30
B. Impartial courts			6.35	5.33	2.91	3.35	3.48
C. Protection of property rights			6.48	7.43	6.31	6.36	6.41
D. Military interference in rule of law and politics			10.00	10.00	10.00	10.00	10.00
E. Integrity of the legal system			8.33	8.33	8.33	8.33	8.33
F. Legal enforcement of contracts				5.25	5.55	5.55	5.55
G. Regulatory restrictions on sale of real property				6.04	7.58	7.58	7.58
H. Reliability of police				7.42	6.70	6.92	7.08
I. Business costs of crime				8.29	7.94	8.19	8.24
Area 3. Sound Money	**5.61**	**6.05**	**9.51**	**9.54**	**9.75**	**9.69**	**9.72**
A. Money growth	7.96 *(10.18)*	8.23 *(8.87)*	8.77 *(6.14)*	8.83 *(5.83)*	9.78 *(1.12)*	9.96 *(-0.21)*	9.77 *(-1.15)*
B. Standard deviation of inflation	8.66 *(3.34)*	8.54 *(3.66)*	9.85 *(0.39)*	9.78 *(0.55)*	9.51 *(1.23)*	9.55 *(1.13)*	9.66 *(0.86)*
C. Inflation: most recent year	5.82 *(20.90)*	7.45 *(12.77)*	9.43 *(2.85)*	9.54 *(2.29)*	9.72 *(1.39)*	9.27 *(3.66)*	9.45 *(2.77)*
D. Freedom to own foreign currency bank accounts	0.00	0.00	10.00	10.00	10.00	10.00	10.00
Area 4. Freedom to Trade Internationally	**6.73**	**7.55**	**8.95**	**7.99**	**8.09**	**8.03**	**7.90**
A. Tariffs	8.60	8.26	9.18	8.39	8.34	8.27	8.21
(i) Revenue from trade taxes (% of trade sector)	8.60 *(2.10)*	9.13 *(1.30)*	9.78 *(0.33)*	9.59 *(0.62)*	9.63 *(0.55)*	9.66 *(0.51)*	9.63 *(0.55)*
(ii) Mean tariff rate		8.52 *(7.40)*	9.52 *(2.40)*	9.46 *(2.70)*	8.98 *(5.10)*	8.94 *(5.30)*	8.90 *(5.50)*
(iii) Standard deviation of tariff rates		7.12 *(7.20)*	8.24 *(4.40)*	6.13 *(9.67)*	6.41 *(8.98)*	6.23 *(9.43)*	6.11 *(9.74)*
B. Regulatory trade barriers			8.62	7.80	7.78	7.90	7.58
(i) Non-tariff trade barriers			7.73	7.78	7.67	7.47	7.07
(ii) Compliance cost of importing and exporting			9.50	7.82	7.89	8.33	8.10
C. Black-market exchange rates	9.60	9.40	10.00	10.00	10.00	10.00	10.00
D. Controls of the movement of capital and people	2.00	5.00	7.99	5.77	6.25	5.94	5.82
(i) Foreign ownership/investment restrictions			9.05	7.67	6.03	5.87	5.49
(ii) Capital controls	2.00	5.00	6.92	3.08	6.15	5.38	5.38
(iii) Freedom of foreigners to visit				6.58	6.58	6.58	6.58
Area 5. Regulation	**4.10**	**4.45**	**6.39**	**6.10**	**5.64**	**6.43**	**6.67**
A. Credit Market regulations	4.42	5.76	7.84	6.89	6.25	8.06	7.87
(i) Ownership of banks	0.00	2.00	5.00	5.00	8.00	8.00	8.00
(ii) Private sector credit	9.27	7.29	8.51	5.66	0.75	6.18	5.62
(iii) Interest rate controls/negative real interest rates	4.00	8.00	10.00	10.00	10.00	10.00	10.00
B. Labor Market regulations	3.78	3.13	4.46	5.26	4.76	4.94	5.79
(i) Hiring regulations and minimum wage			4.05	6.70	2.23	2.23	3.90
(ii) Hiring and firing regulations		3.40	2.83	2.86	2.30	3.24	3.74
(iii) Centralized collective bargaining	5.18	5.18	4.88	5.51	5.53	5.63	6.01
(iv) Hours regulations	6.16	3.96	5.51	5.30	6.00	6.00	6.00
(v) Mandated cost of worker dismissal				1.19	2.52	2.52	5.07
(vi) Conscription	0.00	0.00	5.00	10.00	10.00	10.00	10.00
C. Business regulations			6.87	6.15	5.91	6.29	6.36
(i) Administrative requirements			7.58	3.68	2.48	2.68	2.80
(ii) Bureaucracy costs			7.20	3.57	3.46	3.46	3.46
(iii) Starting a business			5.65	9.53	9.82	9.82	9.89
(iv) Extra payments/bribes/favoritism			7.04	8.33	6.09	6.39	6.43
(v) Licensing restrictions				5.48	6.67	8.49	8.63
(vi) Cost of tax compliance				6.32	6.92	6.92	6.92

Qatar

	1980	1990	2000	2005	2010	2011	2012
Chain-Linked	Rating (Rank)	Rating (Rank)	Rating (Rank)	Rating (Rank)	Rating (Rank)	Rating (Rank)	Rating (Rank)
Summary Rating (Rank) ➤							
Area 1. Size of Government							
Area 2. Legal System and Property Rights							
Area 3. Sound Money							
Area 4. Freedom to Trade Internationally							
Area 5. Regulation							

Unadjusted							
Summary Rating (Rank) ➤					**7.45** (33)	**7.47** (34)	**7.78** (15)
	Rating *(Data)*	Rating *(Data)*	Rating *(Data)*	Rating *(Data)*	Rating *(Data)*	Rating *(Data)*	Rating *(Data)*
Area 1. Size of Government					**6.40**	**6.45**	**6.54**
A. Government consumption					0.00 *(46.40)*	0.00 *(49.00)*	0.00 *(52.16)*
B. Transfers and subsidies					9.19 *(3.49)*	9.36 *(2.85)*	9.61 *(1.92)*
C. Government enterprises and investment							
D. Top marginal tax rate					10.00	10.00	10.00
(i) Top marginal income tax rate					10.00 *(0)*	10.00 *(0)*	10.00 *(0)*
(ii) Top marginal income and payroll tax rate							
Area 2. Legal System and Property Rights					**7.53**	**7.86**	**8.01**
A. Judicial independence					8.37	8.66	8.47
B. Impartial courts					6.32	6.93	7.23
C. Protection of property rights					6.32	7.56	8.30
D. Military interference in rule of law and politics					6.67	6.67	6.67
E. Integrity of the legal system					8.33	8.33	8.33
F. Legal enforcement of contracts					4.86	4.86	4.86
G. Regulatory restrictions on sale of real property					9.66	9.66	9.66
H. Reliability of police					8.79	8.78	8.87
I. Business costs of crime					8.48	9.30	9.67
Area 3. Sound Money					**7.95**	**8.08**	**7.94**
A. Money growth					8.90 *(-5.49)*	9.02 *(-4.90)*	8.41 *(-7.93)*
B. Standard deviation of inflation					3.36 *(16.59)*	3.69 *(15.77)*	3.70 *(15.75)*
C. Inflation: most recent year					9.51 *(-2.43)*	9.62 *(1.92)*	9.63 *(1.87)*
D. Freedom to own foreign currency bank accounts					10.00	10.00	10.00
Area 4. Freedom to Trade Internationally					**7.77**	**7.78**	**7.80**
A. Tariffs					8.33	8.22	8.59
(i) Revenue from trade taxes (% of trade sector)					9.31 *(1.03)*	9.31 *(1.03)*	9.31 *(1.03)*
(ii) Mean tariff rate					9.00 *(5.00)*	8.98 *(5.10)*	9.06 *(4.70)*
(iii) Standard deviation of tariff rates					6.68 *(8.30)*	6.37 *(9.08)*	7.39 *(6.53)*
B. Regulatory trade barriers					7.76	7.96	7.66
(i) Non-tariff trade barriers					8.36	8.25	7.63
(ii) Compliance cost of importing and exporting					7.16	7.68	7.68
C. Black-market exchange rates					10.00	10.00	10.00
D. Controls of the movement of capital and people					4.97	4.94	4.94
(i) Foreign ownership/investment restrictions					6.79	6.68	6.70
(ii) Capital controls					4.62	4.62	4.62
(iii) Freedom of foreigners to visit					3.52	3.52	3.52
Area 5. Regulation					**7.59**	**7.19**	**8.63**
A. Credit Market regulations					7.45	5.95	10.00
(i) Ownership of banks							
(ii) Private sector credit					5.90	4.89	10.00
(iii) Interest rate controls/negative real interest rates					9.00	7.00	10.00
B. Labor Market regulations					7.75	7.91	8.07
(i) Hiring regulations and minimum wage					10.00	10.00	10.00
(ii) Hiring and firing regulations					5.44	6.52	7.34
(iii) Centralized collective bargaining					8.27	8.11	8.28
(iv) Hours regulations					8.00	8.00	8.00
(v) Mandated cost of worker dismissal					4.82	4.82	4.82
(vi) Conscription					10.00	10.00	10.00
C. Business regulations					7.56	7.72	7.82
(i) Administrative requirements					6.48	6.85	7.00
(ii) Bureaucracy costs					2.12	2.12	2.12
(iii) Starting a business					9.32	9.46	9.47
(iv) Extra payments/bribes/favoritism					8.08	8.48	8.86
(v) Licensing restrictions					9.78	9.91	9.90
(vi) Cost of tax compliance					9.60	9.46	9.54

Romania

	1980	1990	2000	2005	2010	2011	2012
Chain-Linked	Rating (Rank)	Rating (Rank)	Rating (Rank)	Rating (Rank)	Rating (Rank)	Rating (Rank)	Rating (Rank)
Summary Rating (Rank) ➤		**4.31** (99)	**5.27** (110)	**7.07** (54)	**7.29** (41)	**7.32** (45)	**7.41** (35)
Area 1. Size of Government	4.08 (79)	3.09 (107)	5.02 (91)	7.86 (26)	7.15 (39)	7.30 (36)	7.44 (33)
Area 2. Legal System and Property Rights		5.65 (50)	6.16 (57)	5.70 (63)	5.97 (59)	5.81 (62)	5.80 (62)
Area 3. Sound Money	6.61 (37)	7.18 (39)	2.71 (121)	8.30 (61)	9.10 (44)	9.35 (32)	9.38 (37)
Area 4. Freedom to Trade Internationally		3.16 (86)	6.70 (73)	7.35 (51)	7.53 (47)	7.35 (48)	7.30 (50)
Area 5. Regulation	3.14 (95)	2.94 (107)	5.78 (94)	6.24 (89)	6.79 (66)	6.90 (58)	7.20 (47)
Unadjusted							
Summary Rating (Rank) ➤		**5.02** (75)	**5.27** (112)	**7.22** (50)	**7.45** (33)	**7.48** (32)	**7.57** (25)
	Rating *(Data)*	Rating *(Data)*	Rating *(Data)*	Rating *(Data)*	Rating *(Data)*	Rating *(Data)*	Rating *(Data)*
Area 1. Size of Government	**7.85**	**5.94**	**5.02**	**7.86**	**7.15**	**7.30**	**7.44**
A. Government consumption	9.41 *(8.01)*	6.82 *(16.82)*	7.50 *(14.48)*	8.44 *(11.31)*	9.15 *(8.90)*	9.40 *(8.05)*	9.29 *(8.40)*
B. Transfers and subsidies	6.29 *(14.10)*	5.07 *(18.60)*	6.09 *(14.84)*	7.01 *(11.49)*	5.96 *(15.33)*	6.29 *(14.13)*	6.45 *(13.52)*
C. Government enterprises and investment			4.00 *(60.70)*	10.00 *(10.56)*	7.00 *(23.84)*	7.00 *(21.36)*	7.00 *(21.36)*
D. Top marginal tax rate			2.50	6.00	6.50	6.50	7.00
(i) Top marginal income tax rate			5.00 *(40)*	10.00 *(16)*	10.00 *(16)*	10.00 *(16)*	10.00 *(16)*
(ii) Top marginal income and payroll tax rate			0.00 *(68)*	2.00 *(54)*	3.00 *(48)*	3.00 *(46)*	4.00 *(45)*
Area 2. Legal System and Property Rights		**6.28**	**6.16**	**5.47**	**5.72**	**5.57**	**5.56**
A. Judicial independence				3.14	3.52	2.82	3.06
B. Impartial courts			5.52	3.45	3.04	2.72	2.83
C. Protection of property rights			4.10	5.12	4.89	4.75	4.90
D. Military interference in rule of law and politics			8.33	8.33	8.33	8.33	8.33
E. Integrity of the legal system			6.67	6.67	6.67	6.67	5.80
F. Legal enforcement of contracts				5.21	4.85	4.85	4.85
G. Regulatory restrictions on sale of real property				7.97	9.11	9.11	9.10
H. Reliability of police				4.44	4.54	4.06	4.41
I. Business costs of crime				4.87	6.56	6.85	6.76
Area 3. Sound Money	**6.61**	**7.18**	**2.71**	**8.30**	**9.10**	**9.35**	**9.38**
A. Money growth	7.76 *(11.20)*	8.57 *(7.13)*	9.98 *(-0.12)*	8.92 *(-5.39)*	8.65 *(6.77)*	9.54 *(-2.30)*	9.19 *(-4.03)*
B. Standard deviation of inflation	8.78 *(3.05)*	7.87 *(5.32)*	0.00 *(44.43)*	6.07 *(9.82)*	8.98 *(2.56)*	9.00 *(2.50)*	8.99 *(2.53)*
C. Inflation: most recent year	9.88 *(0.59)*	7.26 *(13.72)*	0.87 *(45.67)*	8.20 *(8.99)*	8.78 *(6.09)*	8.84 *(5.79)*	9.33 *(3.33)*
D. Freedom to own foreign currency bank accounts	0.00	5.00	0.00	10.00	10.00	10.00	10.00
Area 4. Freedom to Trade Internationally		**3.24**	**6.70**	**7.80**	**8.00**	**7.81**	**7.75**
A. Tariffs		9.73	6.76	7.75	8.34	8.27	8.21
(i) Revenue from trade taxes (% of trade sector)		9.73 *(0.40)*	8.95 *(1.58)*	9.59 *(0.62)*	9.63 *(0.55)*	9.66 *(0.51)*	9.63 *(0.55)*
(ii) Mean tariff rate			6.96 *(15.20)*	8.68 *(6.60)*	8.98 *(5.10)*	8.94 *(5.30)*	8.90 *(5.50)*
(iii) Standard deviation of tariff rates			4.36 *(14.10)*	4.98 *(12.56)*	6.41 *(8.98)*	6.23 *(9.43)*	6.11 *(9.74)*
B. Regulatory trade barriers			5.48	6.89	7.06	6.56	6.42
(i) Non-tariff trade barriers			5.48	5.43	5.78	4.76	4.59
(ii) Compliance cost of importing and exporting				8.35	8.35	8.35	8.26
C. Black-market exchange rates	0.00	0.00	10.00	10.00	10.00	10.00	10.00
D. Controls of the movement of capital and people	0.00	0.00	4.54	6.58	6.60	6.39	6.38
(i) Foreign ownership/investment restrictions			7.55	6.23	5.54	4.91	4.86
(ii) Capital controls	0.00	0.00	1.54	6.92	7.69	7.69	7.69
(iii) Freedom of foreigners to visit				6.58	6.58	6.58	6.58
Area 5. Regulation	**2.64**	**2.47**	**5.78**	**6.69**	**7.28**	**7.39**	**7.71**
A. Credit Market regulations	0.00	0.00	5.34	7.79	8.90	9.14	9.62
(i) Ownership of banks	0.00	0.00	0.00	5.00	10.00	10.00	10.00
(ii) Private sector credit	0.00	0.00	6.02	9.37	6.69	7.43	8.87
(iii) Interest rate controls/negative real interest rates		0.00	10.00	9.00	10.00	10.00	10.00
B. Labor Market regulations			6.28	5.63	6.87	6.99	7.43
(i) Hiring regulations and minimum wage			4.66	3.30	3.33	3.33	5.00
(ii) Hiring and firing regulations			8.80	4.15	4.29	4.31	4.77
(iii) Centralized collective bargaining			8.67	7.87	6.37	6.32	6.82
(iv) Hours regulations				6.00	8.00	8.00	8.00
(v) Mandated cost of worker dismissal				9.44	9.25	10.00	10.00
(vi) Conscription	1.00	0.00	3.00	3.00	10.00	10.00	10.00
C. Business regulations			5.73	6.64	6.06	6.04	6.08
(i) Administrative requirements			6.63	3.50	3.08	3.00	3.00
(ii) Bureaucracy costs			7.50	7.04	5.67	5.67	5.67
(iii) Starting a business			3.60	9.60	9.52	9.65	9.70
(iv) Extra payments/bribes/favoritism			5.18	5.18	4.49	4.23	4.27
(v) Licensing restrictions				6.72	6.11	6.09	6.11
(vi) Cost of tax compliance				7.84	7.51	7.58	7.76

Russia

	1980	1990	2000	2005	2010	2011	2012
Chain-Linked	Rating (Rank)	Rating (Rank)	Rating (Rank)	Rating (Rank)	Rating (Rank)	Rating (Rank)	Rating (Rank)
Summary Rating (Rank) ➤			**5.15** (113)	**6.08** (94)	**6.35** (93)	**6.38** (90)	**6.45** (87)
Area 1. Size of Government	1.14 (108)	1.13 (114)	6.77 (44)	7.24 (40)	6.90 (46)	6.78 (55)	6.50 (62)
Area 2. Legal System and Property Rights			4.45 (93)	4.51 (87)	4.43 (92)	4.50 (91)	4.43 (91)
Area 3. Sound Money	6.38 (46)	5.95 (74)	3.66 (115)	6.69 (96)	8.47 (62)	8.55 (60)	8.63 (61)
Area 4. Freedom to Trade Internationally			6.23 (81)	5.99 (91)	6.03 (95)	6.11 (92)	6.28 (89)
Area 5. Regulation	1.08 (101)	1.08 (115)	4.64 (112)	6.13 (91)	6.13 (97)	6.15 (98)	6.62 (87)
Unadjusted							
Summary Rating (Rank) ➤			**5.15** (113)	**6.24** (100)	**6.55** (100)	**6.58** (99)	**6.65** (98)
	Rating *(Data)*	Rating *(Data)*	Rating *(Data)*	Rating *(Data)*	Rating *(Data)*	Rating *(Data)*	Rating *(Data)*
Area 1. Size of Government	**1.66**	**1.24**	**6.77**	**7.24**	**6.90**	**6.78**	**6.50**
A. Government consumption	3.03 *(29.70)*	2.99 *(29.84)*	5.01 *(22.96)*	4.40 *(25.06)*	4.03 *(26.30)*	4.03 *(26.30)*	3.68 *(27.50)*
B. Transfers and subsidies	1.96 *(30.00)*	1.96 *(30.00)*	6.56 *(13.11)*	7.05 *(11.33)*	5.07 *(18.61)*	5.58 *(16.72)*	5.34 *(17.60)*
C. Government enterprises and investment		0.00 *(90.00)*	10.00 *(10.30)*	10.00 *(14.50)*	10.00 *(12.81)*	10.00 *(12.60)*	10.00 *(11.59)*
D. Top marginal tax rate	0.00	0.00	5.50	7.50	8.50	7.50	7.00
(i) Top marginal income tax rate	0.00 *(100)*	0.00 *(80)*	8.00 *(30)*	10.00 *(13)*	10.00 *(13)*	10.00 *(13)*	10.00 *(13)*
(ii) Top marginal income and payroll tax rate			3.00 *(50)*	5.00 *(39)*	7.00 *(35)*	5.00 *(39)*	4.00 *(41)*
Area 2. Legal System and Property Rights			**4.45**	**5.21**	**5.27**	**5.35**	**5.27**
A. Judicial independence			3.51	2.14	2.66	2.59	2.80
B. Impartial courts			5.18	2.78	2.88	2.87	3.16
C. Protection of property rights			1.88	3.63	3.02	2.99	3.39
D. Military interference in rule of law and politics			6.67	7.50	7.50	7.50	6.70
E. Integrity of the legal system			5.00	6.67	6.67	6.67	5.00
F. Legal enforcement of contracts				7.53	7.53	7.62	7.62
G. Regulatory restrictions on sale of real property				8.92	9.12	9.10	9.55
H. Reliability of police				3.28	2.72	3.04	3.41
I. Business costs of crime				4.49	5.31	5.82	5.84
Area 3. Sound Money	**5.72**	**5.95**	**3.66**	**6.69**	**8.47**	**8.55**	**8.63**
A. Money growth	7.88 *(10.60)*	8.06 *(9.70)*	2.19 *(39.06)*	5.31 *(23.43)*	7.77 *(11.14)*	8.40 *(7.98)*	8.13 *(9.35)*
B. Standard deviation of inflation	9.28 *(1.80)*	8.92 *(2.70)*	1.61 *(20.98)*	8.97 *(2.57)*	7.47 *(6.33)*	7.48 *(6.30)*	7.40 *(6.49)*
C. Inflation: most recent year		6.82 *(15.90)*	5.84 *(20.78)*	7.46 *(12.68)*	8.63 *(6.86)*	8.31 *(8.44)*	8.99 *(5.07)*
D. Freedom to own foreign currency bank accounts	0.00	0.00	5.00	5.00	10.00	10.00	10.00
Area 4. Freedom to Trade Internationally			**6.23**	**5.76**	**5.81**	**5.89**	**6.05**
A. Tariffs			7.00	5.08	4.91	4.62	4.48
(i) Revenue from trade taxes (% of trade sector)			6.92 *(4.62)*	1.17 *(13.24)*	0.95 *(13.57)*	0.00 *(15.76)*	0.00 *(15.59)*
(ii) Mean tariff rate			7.48 *(12.60)*	8.08 *(9.60)*	8.10 *(9.50)*	8.12 *(9.40)*	8.00 *(10.00)*
(iii) Standard deviation of tariff rates			6.60 *(8.50)*	5.99 *(10.03)*	5.67 *(10.83)*	5.75 *(10.62)*	5.44 *(11.40)*
B. Regulatory trade barriers			5.06	4.83	4.51	5.16	5.82
(i) Non-tariff trade barriers			3.78	4.76	4.12	4.17	4.63
(ii) Compliance cost of importing and exporting			6.33	4.90	4.90	6.16	7.01
C. Black-market exchange rates	0.00	0.00	10.00	10.00	10.00	10.00	10.00
D. Controls of the movement of capital and people	0.00	0.00	2.86	3.14	3.81	3.76	3.89
(i) Foreign ownership/investment restrictions			5.71	4.22	4.23	4.08	4.16
(ii) Capital controls	0.00	0.00	0.00	3.85	5.83	5.83	6.15
(iii) Freedom of foreigners to visit				1.36	1.36	1.36	1.36
Area 5. Regulation	**2.47**	**1.00**	**4.64**	**6.31**	**6.30**	**6.33**	**6.80**
A. Credit Market regulations	0.00	0.17	4.29	8.00	7.67	7.33	8.33
(i) Ownership of banks	0.00	0.00	2.00	5.00	5.00	5.00	5.00
(ii) Private sector credit		0.50	5.88	10.00	9.02	10.00	10.00
(iii) Interest rate controls/negative real interest rates	0.00	0.00	5.00	9.00	9.00	7.00	10.00
B. Labor Market regulations		1.84	4.50	5.98	5.94	5.95	6.11
(i) Hiring regulations and minimum wage			2.58	6.70	5.00	5.00	5.00
(ii) Hiring and firing regulations		1.03	6.08	6.75	4.55	4.47	4.91
(iii) Centralized collective bargaining		4.49	8.30	8.02	6.57	6.75	7.24
(iv) Hours regulations			5.51	6.00	8.00	8.00	8.00
(v) Mandated cost of worker dismissal				8.42	8.50	8.50	8.50
(vi) Conscription	0.00	0.00	0.00	0.00	3.00	3.00	3.00
C. Business regulations			5.14	4.94	5.29	5.70	5.97
(i) Administrative requirements			6.22	2.06	2.36	2.68	3.10
(ii) Bureaucracy costs			5.00	3.60	5.70	5.70	5.70
(iii) Starting a business			4.00	8.97	9.01	9.40	9.50
(iv) Extra payments/bribes/favoritism			5.36	5.59	3.23	3.31	3.57
(v) Licensing restrictions				4.43	4.67	5.07	5.91
(vi) Cost of tax compliance				4.98	6.75	8.02	8.02

Rwanda

	1980	1990	2000	2005	2010	2011	2012
Chain-Linked	Rating (Rank)	Rating (Rank)	Rating (Rank)	Rating (Rank)	Rating (Rank)	Rating (Rank)	Rating (Rank)
Summary Rating (Rank) ➤		**5.02** (80)	**5.40** (107)	**5.98** (97)	**7.42** (36)	**7.42** (35)	**7.49** (29)
Area 1. Size of Government	4.94 (57)	6.59 (27)	7.39 (23)	6.50 (67)	6.32 (65)	6.35 (67)	6.41 (64)
Area 2. Legal System and Property Rights			1.16 (123)	1.84 (121)	3.58 (108)	3.61 (107)	3.71 (104)
Area 3. Sound Money	6.45 (42)	6.06 (71)	7.44 (70)	7.75 (74)	9.05 (45)	8.88 (56)	8.82 (58)
Area 4. Freedom to Trade Internationally							
Area 5. Regulation	5.62 (47)	5.65 (60)	5.62 (96)	7.47 (25)	8.69 (2)	8.70 (3)	8.79 (3)
Unadjusted							
Summary Rating (Rank) ➤	**4.60** (71)	**4.99** (79)	**5.40** (102)	**5.92** (115)	**7.46** (31)	**7.46** (35)	**7.53** (29)
	Rating *(Data)*	Rating *(Data)*	Rating *(Data)*	Rating *(Data)*	Rating *(Data)*	Rating *(Data)*	Rating *(Data)*
Area 1. Size of Government	**5.95**	**6.59**	**7.39**	**6.50**	**6.32**	**6.39**	**6.45**
A. Government consumption	7.93 *(13.04)*	8.59 *(10.81)*	8.63 *(10.66)*	7.96 *(12.94)*	8.97 *(9.50)*	9.06 *(9.20)*	9.29 *(8.40)*
B. Transfers and subsidies	9.92 *(0.80)*	9.18 *(3.50)*	9.54 *(2.20)*	9.54 *(2.20)*	10.00 *(0.00)*	10.00 *(0.00)*	10.00 *(0.00)*
C. Government enterprises and investment	0.00 *(100.00)*	2.00 *(40.46)*	4.00 *(33.90)*	2.00 *(42.15)*	0.00 *(55.15)*	0.00 *(52.04)*	0.00 *(55.67)*
D. Top marginal tax rate						6.50	6.50
(i) Top marginal income tax rate						8.00 *(30)*	8.00 *(30)*
(ii) Top marginal income and payroll tax rate						5.00 *(36)*	5.00 *(36)*
Area 2. Legal System and Property Rights			**1.16**	**3.02**	**6.72**	**6.79**	**6.98**
A. Judicial independence					7.02	7.19	6.74
B. Impartial courts			3.48	3.80	6.11	6.53	6.36
C. Protection of property rights					6.82	6.99	7.07
D. Military interference in rule of law and politics			0.00	3.10	6.00	6.00	5.70
E. Integrity of the legal system			0.00				
F. Legal enforcement of contracts				3.35	3.95	3.95	3.95
G. Regulatory restrictions on sale of real property				1.84	7.46	7.69	9.71
H. Reliability of police					8.15	8.24	8.06
I. Business costs of crime					8.24	7.70	8.24
Area 3. Sound Money	**6.45**	**6.06**	**7.44**	**7.75**	**9.05**	**8.88**	**8.82**
A. Money growth	8.44 *(7.78)*	9.59 *(-2.07)*	8.62 *(6.88)*	9.94 *(0.31)*	8.86 *(5.71)*	8.86 *(5.71)*	8.86 *(5.71)*
B. Standard deviation of inflation	7.99 *(5.03)*	7.34 *(6.65)*	6.98 *(7.56)*	7.86 *(5.35)*	7.81 *(5.48)*	7.78 *(5.55)*	7.69 *(5.78)*
C. Inflation: most recent year	9.39 *(3.06)*	7.31 *(13.46)*	9.14 *(4.29)*	8.20 *(9.01)*	9.54 *(2.31)*	8.87 *(5.67)*	8.75 *(6.27)*
D. Freedom to own foreign currency bank accounts	0.00	0.00	5.00	5.00	10.00	10.00	10.00
Area 4. Freedom to Trade Internationally	**0.38**	**1.64**		**4.79**	**7.02**	**7.10**	**7.15**
A. Tariffs	1.13	0.53		6.30	7.03	7.06	7.02
(i) Revenue from trade taxes (% of trade sector)	1.13 *(13.30)*	0.53 *(14.20)*			8.30 *(2.55)*	8.39 *(2.41)*	8.39 *(2.41)*
(ii) Mean tariff rate				6.56 *(17.20)*	7.50 *(12.50)*	7.50 *(12.50)*	7.44 *(12.80)*
(iii) Standard deviation of tariff rates				6.04 *(9.91)*	5.30 *(11.75)*	5.30 *(11.75)*	5.24 *(11.90)*
B. Regulatory trade barriers				0.13	5.48	5.79	5.95
(i) Non-tariff trade barriers					5.16	5.78	5.78
(ii) Compliance cost of importing and exporting				0.13	5.80	5.80	6.11
C. Black-market exchange rates	0.00	4.40	10.00	10.00	10.00	10.00	10.00
D. Controls of the movement of capital and people	0.00	0.00	1.54	2.72	5.57	5.56	5.61
(i) Foreign ownership/investment restrictions					6.67	6.62	6.79
(ii) Capital controls	0.00	0.00	1.54	3.85	8.46	8.46	8.46
(iii) Freedom of foreigners to visit				1.59	1.59	1.59	1.59
Area 5. Regulation	**5.62**	**5.65**	**5.62**	**7.56**	**8.17**	**8.17**	**8.26**
A. Credit Market regulations	5.01	5.08	5.01	8.55	8.69	8.68	8.87
(i) Ownership of banks	0.00	0.00	0.00	8.00	8.00	8.00	8.00
(ii) Private sector credit	9.03	5.24	5.04	8.65	9.08	9.05	8.60
(iii) Interest rate controls/negative real interest rates	6.00	10.00	10.00	9.00	9.00	9.00	10.00
B. Labor Market regulations				7.30	8.44	8.32	8.36
(i) Hiring regulations and minimum wage				5.60	10.00	10.00	10.00
(ii) Hiring and firing regulations					5.48	5.14	5.38
(iii) Centralized collective bargaining					7.42	6.99	7.05
(iv) Hours regulations				6.00	10.00	10.00	10.00
(v) Mandated cost of worker dismissal				7.59	7.76	7.76	7.76
(vi) Conscription	10.00	10.00	10.00	10.00	10.00	10.00	10.00
C. Business regulations				6.83	7.37	7.51	7.54
(i) Administrative requirements					6.97	7.16	6.63
(ii) Bureaucracy costs					3.97	3.97	3.97
(iii) Starting a business				7.51	9.85	9.86	9.89
(iv) Extra payments/bribes/favoritism					7.39	7.85	7.45
(v) Licensing restrictions				4.86	7.68	7.74	8.54
(vi) Cost of tax compliance				8.12	8.34	8.50	8.73

Saudi Arabia

	1980	1990	2000	2005	2010	2011	2012
Chain-Linked	Rating (Rank)	Rating (Rank)	Rating (Rank)	Rating (Rank)	Rating (Rank)	Rating (Rank)	Rating (Rank)
Summary Rating (Rank) ➤							
Area 1. Size of Government							
Area 2. Legal System and Property Rights							
Area 3. Sound Money							
Area 4. Freedom to Trade Internationally							
Area 5. Regulation							

Unadjusted							
Summary Rating (Rank) ➤					**7.13** (65)	**7.09** (67)	**6.84** (87)
	Rating *(Data)*	Rating *(Data)*	Rating *(Data)*	Rating *(Data)*	Rating *(Data)*	Rating *(Data)*	Rating *(Data)*
Area 1. Size of Government					**5.04**	**5.06**	**5.00**
A. Government consumption					0.07 *(39.76)*	0.12 *(39.60)*	0.00 *(42.00)*
B. Transfers and subsidies							
C. Government enterprises and investment							
D. Top marginal tax rate					10.00	10.00	10.00
(i) Top marginal income tax rate					10.00 *(0)*	10.00 *(0)*	10.00 *(0)*
(ii) Top marginal income and payroll tax rate					10.00 *(18)*	10.00 *(18)*	10.00 *(18)*
Area 2. Legal System and Property Rights					**7.66**	**7.55**	**7.35**
A. Judicial independence					7.63	7.17	7.14
B. Impartial courts					6.17	5.96	5.69
C. Protection of property rights					7.65	7.62	7.23
D. Military interference in rule of law and politics					8.33	8.33	8.33
E. Integrity of the legal system					8.33	8.33	8.33
F. Legal enforcement of contracts					4.01	4.01	4.01
G. Regulatory restrictions on sale of real property					9.96	9.85	9.85
H. Reliability of police					7.78	7.73	7.41
I. Business costs of crime					9.10	8.90	8.13
Area 3. Sound Money					**7.84**	**7.76**	**7.70**
A. Money growth					8.83 *(5.84)*	8.95 *(5.24)*	8.40 *(8.02)*
B. Standard deviation of inflation					3.61 *(15.98)*	3.09 *(17.27)*	3.00 *(17.51)*
C. Inflation: most recent year					8.93 *(5.34)*	9.00 *(5.01)*	9.42 *(2.89)*
D. Freedom to own foreign currency bank accounts					10.00	10.00	10.00
Area 4. Freedom to Trade Internationally					**7.24**	**7.26**	**6.11**
A. Tariffs					8.20	8.70	4.76
(i) Revenue from trade taxes (% of trade sector)							
(ii) Mean tariff rate					9.04 *(4.80)*	9.02 *(4.90)*	7.74 *(11.30)*
(iii) Standard deviation of tariff rates					7.35 *(6.62)*	8.37 *(4.07)*	1.77 *(20.57)*
B. Regulatory trade barriers					7.71	7.48	7.10
(i) Non-tariff trade barriers					7.41	6.95	6.19
(ii) Compliance cost of importing and exporting					8.01	8.01	8.01
C. Black-market exchange rates					10.00	10.00	10.00
D. Controls of the movement of capital and people					3.04	2.86	2.58
(i) Foreign ownership/investment restrictions					7.00	6.48	5.62
(ii) Capital controls					1.54	1.54	1.54
(iii) Freedom of foreigners to visit					0.57	0.57	0.57
Area 5. Regulation					**7.89**	**7.83**	**8.05**
A. Credit Market regulations					7.92	8.14	9.00
(i) Ownership of banks					8.00	8.00	8.00
(ii) Private sector credit					7.84	8.29	10.00
(iii) Interest rate controls/negative real interest rates							
B. Labor Market regulations					8.20	8.09	8.00
(i) Hiring regulations and minimum wage					10.00	10.00	10.00
(ii) Hiring and firing regulations					6.83	6.17	5.53
(iii) Centralized collective bargaining					7.98	7.98	8.09
(iv) Hours regulations					10.00	10.00	10.00
(v) Mandated cost of worker dismissal					4.39	4.39	4.39
(vi) Conscription					10.00	10.00	10.00
C. Business regulations					7.56	7.26	7.15
(i) Administrative requirements					5.64	5.12	4.70
(ii) Bureaucracy costs					3.28	3.28	3.28
(iii) Starting a business					9.78	9.28	9.29
(iv) Extra payments/bribes/favoritism					7.87	7.47	7.23
(v) Licensing restrictions					9.66	9.19	9.21
(vi) Cost of tax compliance					9.11	9.19	9.19

Senegal

	1980	1990	2000	2005	2010	2011	2012
Chain-Linked	Rating (Rank)	Rating (Rank)	Rating (Rank)	Rating (Rank)	Rating (Rank)	Rating (Rank)	Rating (Rank)
Summary Rating (Rank) ➤	**4.43** (78)	**5.31** (68)	**5.88** (92)	**5.70** (108)	**5.76** (111)	**5.71** (114)	**5.75** (109)
Area 1. Size of Government	4.15 (74)	6.96 (20)	7.08 (31)	6.05 (83)	5.77 (79)	5.66 (85)	5.58 (90)
Area 2. Legal System and Property Rights	3.41 (62)	3.99 (76)	4.55 (89)	4.30 (93)	4.20 (97)	4.20 (97)	4.25 (96)
Area 3. Sound Money	6.36 (47)	6.93 (51)	7.28 (72)	7.11 (85)	7.03 (92)	7.01 (95)	7.03 (91)
Area 4. Freedom to Trade Internationally	3.68 (59)	3.92 (79)	6.11 (84)	5.49 (106)	5.90 (99)	5.87 (99)	5.96 (95)
Area 5. Regulation	4.84 (76)	4.87 (84)	4.38 (117)	5.48 (105)	5.70 (108)	5.61 (108)	5.73 (108)
Unadjusted							
Summary Rating (Rank) ➤	**5.01** (59)	**5.16** (69)	**5.88** (91)	**5.82** (123)	**6.03** (129)	**5.98** (131)	**6.02** (130)
	Rating *(Data)*	Rating *(Data)*	Rating *(Data)*	Rating *(Data)*	Rating *(Data)*	Rating *(Data)*	Rating *(Data)*
Area 1. Size of Government	**6.36**	**6.01**	**7.08**	**6.05**	**5.77**	**5.66**	**5.58**
A. Government consumption	6.08 *(19.34)*	7.02 *(16.13)*	8.32 *(11.70)*	8.48 *(11.18)*	7.08 *(15.94)*	6.65 *(17.40)*	6.32 *(18.50)*
B. Transfers and subsidies	8.99 *(4.20)*		10.00 *(0.43)*	8.71 *(5.24)*	10.00 *(0.00)*	10.00 *(0.00)*	10.00 *(0.00)*
C. Government enterprises and investment	4.00 *(32.20)*	7.00 *(22.60)*	7.00 *(20.10)*	4.00 *(33.56)*	6.00 *(29.39)*	6.00 *(28.68)*	6.00 *(29.60)*
D. Top marginal tax rate		4.00	3.00	3.00	0.00	0.00	0.00
(i) Top marginal income tax rate		4.00 *(48)*	3.00 *(50)*	3.00 *(50)*	0.00 *(61)*	0.00 *(61)*	0.00 *(61)*
(ii) Top marginal income and payroll tax rate		4.00 *(48)*	3.00 *(50)*	3.00 *(50)*	0.00 *(61)*	0.00 *(61)*	0.00 *(61)*
Area 2. Legal System and Property Rights	**3.41**	**3.99**	**4.55**	**3.82**	**4.39**	**4.39**	**4.44**
A. Judicial independence					2.92	2.70	3.44
B. Impartial courts			5.33	5.10	3.76	4.25	4.61
C. Protection of property rights					5.17	5.12	5.01
D. Military interference in rule of law and politics			3.33	3.33	3.33	3.33	4.20
E. Integrity of the legal system			5.00	5.00	5.00	5.00	5.00
F. Legal enforcement of contracts				3.39	3.39	3.39	2.79
G. Regulatory restrictions on sale of real property				2.26	2.69	2.69	2.70
H. Reliability of police					5.12	5.61	5.89
I. Business costs of crime					8.10	7.37	6.32
Area 3. Sound Money	**6.36**	**6.93**	**7.28**	**7.11**	**7.03**	**7.01**	**7.03**
A. Money growth	8.79 *(6.05)*	8.94 *(-5.32)*	9.45 *(2.74)*	9.42 *(2.89)*	9.43 *(2.85)*	9.80 *(1.00)*	9.36 *(3.18)*
B. Standard deviation of inflation	8.95 *(2.63)*	9.01 *(2.47)*	9.82 *(0.44)*	9.34 *(1.64)*	8.93 *(2.68)*	8.93 *(2.68)*	9.03 *(2.43)*
C. Inflation: most recent year	7.69 *(11.53)*	9.76 *(1.19)*	9.85 *(0.73)*	9.66 *(1.70)*	9.75 *(1.25)*	9.32 *(3.38)*	9.72 *(1.42)*
D. Freedom to own foreign currency bank accounts	0.00	0.00	0.00	0.00	0.00	0.00	0.00
Area 4. Freedom to Trade Internationally	**4.00**	**3.92**	**6.11**	**6.40**	**6.99**	**6.96**	**7.06**
A. Tariffs	2.40	2.57	6.02	6.10	7.33	7.31	7.39
(i) Revenue from trade taxes (% of trade sector)	2.40 *(11.40)*	2.13 *(11.80)*	4.44 *(8.34)*	3.83 *(9.25)*	7.09 *(4.36)*	7.02 *(4.47)*	7.27 *(4.09)*
(ii) Mean tariff rate		3.00 *(35.00)*	7.60 *(12.00)*	7.20 *(14.00)*	7.62 *(11.90)*	7.62 *(11.90)*	7.62 *(11.90)*
(iii) Standard deviation of tariff rates				7.26 *(6.84)*	7.29 *(6.78)*	7.29 *(6.78)*	7.29 *(6.78)*
B. Regulatory trade barriers				6.86	6.78	6.55	6.86
(i) Non-tariff trade barriers					5.20	4.74	5.44
(ii) Compliance cost of importing and exporting				6.86	8.37	8.37	8.28
C. Black-market exchange rates	9.60	9.20	10.00	10.00	10.00	10.00	10.00
D. Controls of the movement of capital and people	0.00	0.00	2.31	2.65	3.86	3.96	3.97
(i) Foreign ownership/investment restrictions					6.26	6.57	6.60
(ii) Capital controls	0.00	0.00	2.31	0.77	0.77	0.77	0.77
(iii) Freedom of foreigners to visit				4.54	4.54	4.54	4.54
Area 5. Regulation	**4.91**	**4.94**	**4.38**	**5.72**	**5.98**	**5.89**	**6.01**
A. Credit Market regulations	6.46	6.53	5.68	8.84	8.16	8.15	8.40
(i) Ownership of banks	2.00	2.00	2.00	10.00	10.00	10.00	10.00
(ii) Private sector credit	9.37	9.60	9.37	8.52	6.49	6.46	7.21
(iii) Interest rate controls/negative real interest rates	8.00	8.00		8.00	8.00	8.00	8.00
B. Labor Market regulations				3.49	4.60	4.38	4.37
(i) Hiring regulations and minimum wage				2.80	3.90	2.23	2.23
(ii) Hiring and firing regulations					4.83	4.84	4.93
(iii) Centralized collective bargaining					5.69	6.04	5.88
(iv) Hours regulations				4.70	6.00	6.00	6.00
(v) Mandated cost of worker dismissal				6.48	7.19	7.19	7.19
(vi) Conscription	0.00	0.00	0.00	0.00	0.00	0.00	0.00
C. Business regulations				4.84	5.17	5.12	5.24
(i) Administrative requirements					3.71	3.50	4.47
(ii) Bureaucracy costs					5.57	5.57	5.57
(iii) Starting a business				6.08	8.46	8.53	8.50
(iv) Extra payments/bribes/favoritism					4.04	4.04	4.15
(v) Licensing restrictions				6.24	6.71	6.54	5.96
(vi) Cost of tax compliance				2.20	2.53	2.53	2.78

Serbia

	1980	1990	2000	2005	2010	2011	2012
Chain-Linked	Rating (Rank)	Rating (Rank)	Rating (Rank)	Rating (Rank)	Rating (Rank)	Rating (Rank)	Rating (Rank)
Summary Rating (Rank) ➤							
Area 1. Size of Government							
Area 2. Legal System and Property Rights							
Area 3. Sound Money							
Area 4. Freedom to Trade Internationally							
Area 5. Regulation							
Unadjusted							
Summary Rating (Rank) ➤				**5.96** (112)	**6.46** (108)	**6.55** (103)	**6.37** (117)
	Rating *(Data)*	Rating *(Data)*	Rating *(Data)*	Rating *(Data)*	Rating *(Data)*	Rating *(Data)*	Rating *(Data)*
Area 1. Size of Government				**6.47**	**5.78**	**5.88**	**5.64**
A. Government consumption				5.60 *(20.95)*	5.74 *(20.50)*	5.94 *(19.80)*	4.36 *(25.18)*
B. Transfers and subsidies				4.26 *(21.56)*	3.88 *(22.96)*	4.06 *(22.28)*	3.69 *(23.66)*
C. Government enterprises and investment				10.00 *(14.06)*	6.00 *(15.46)*	6.00 *(13.18)*	7.00 *(13.18)*
D. Top marginal tax rate				6.00	7.50	7.50	7.50
(i) Top marginal income tax rate				10.00 *(15)*	10.00 *(15)*	10.00 *(15)*	10.00 *(15)*
(ii) Top marginal income and payroll tax rate				2.00 *(53)*	5.00 *(37)*	5.00 *(37)*	5.00 *(37)*
Area 2. Legal System and Property Rights				**4.78**	**4.92**	**4.95**	**4.91**
A. Judicial independence				2.45	2.38	2.40	2.60
B. Impartial courts				2.94	2.59	2.52	2.52
C. Protection of property rights				4.62	3.54	3.52	3.64
D. Military interference in rule of law and politics				6.67	6.67	6.67	6.67
E. Integrity of the legal system				5.83	5.83	5.83	5.83
F. Legal enforcement of contracts				3.95	3.78	3.78	3.61
G. Regulatory restrictions on sale of real property				6.13	8.87	8.87	8.87
H. Reliability of police				4.49	4.78	5.06	5.01
I. Business costs of crime				5.96	5.85	5.93	5.45
Area 3. Sound Money				**4.55**	**7.94**	**7.87**	**7.87**
A. Money growth				6.40 *(17.99)*	9.37 *(3.17)*	9.55 *(2.27)*	8.98 *(5.10)*
B. Standard deviation of inflation				0.00 *(32.54)*	8.63 *(3.42)*	9.14 *(2.14)*	8.96 *(2.60)*
C. Inflation: most recent year				6.78 *(16.10)*	8.77 *(6.14)*	7.77 *(11.14)*	8.53 *(7.33)*
D. Freedom to own foreign currency bank accounts				5.00	5.00	5.00	5.00
Area 4. Freedom to Trade Internationally				**7.18**	**7.21**	**7.16**	**7.17**
A. Tariffs				7.75	8.17	8.27	8.27
(i) Revenue from trade taxes (% of trade sector)				7.47 *(3.80)*	8.85 *(1.72)*	9.12 *(1.32)*	9.12 *(1.32)*
(ii) Mean tariff rate				8.36 *(8.20)*	8.52 *(7.40)*	8.52 *(7.40)*	8.54 *(7.30)*
(iii) Standard deviation of tariff rates				7.43 *(6.42)*	7.13 *(7.18)*	7.16 *(7.10)*	7.16 *(7.10)*
B. Regulatory trade barriers				6.83	6.82	6.51	6.58
(i) Non-tariff trade barriers				5.37	5.35	4.73	4.95
(ii) Compliance cost of importing and exporting				8.28	8.28	8.28	8.22
C. Black-market exchange rates				10.00	10.00	10.00	10.00
D. Controls of the movement of capital and people				4.13	3.86	3.86	3.81
(i) Foreign ownership/investment restrictions				5.37	4.57	4.58	4.44
(ii) Capital controls				0.77	0.77	0.77	0.77
(iii) Freedom of foreigners to visit				6.24	6.24	6.24	6.24
Area 5. Regulation				**6.83**	**6.47**	**6.87**	**6.25**
A. Credit Market regulations				9.39	8.44	8.31	6.44
(i) Ownership of banks				10.00	8.00	8.00	8.00
(ii) Private sector credit				9.16	7.33	6.94	1.31
(iii) Interest rate controls/negative real interest rates				9.00	10.00	10.00	10.00
B. Labor Market regulations				5.90	5.68	6.88	6.89
(i) Hiring regulations and minimum wage				3.30	2.23	2.23	2.23
(ii) Hiring and firing regulations				5.00	4.38	4.30	4.19
(iii) Centralized collective bargaining				7.12	6.95	7.27	7.40
(iv) Hours regulations				9.30	10.00	10.00	10.00
(v) Mandated cost of worker dismissal				7.68	7.51	7.51	7.51
(vi) Conscription				3.00	3.00	10.00	10.00
C. Business regulations				5.19	5.28	5.42	5.43
(i) Administrative requirements				1.72	2.23	2.28	2.18
(ii) Bureaucracy costs				5.14	5.83	5.83	5.83
(iii) Starting a business				9.13	9.48	9.53	9.56
(iv) Extra payments/bribes/favoritism				5.68	3.83	4.06	4.23
(v) Licensing restrictions				2.59	3.47	3.95	3.94
(vi) Cost of tax compliance				6.87	6.87	6.87	6.87

Sierra Leone

	1980	1990	2000	2005	2010	2011	2012
Chain-Linked	Rating (Rank)	Rating (Rank)	Rating (Rank)	Rating (Rank)	Rating (Rank)	Rating (Rank)	Rating (Rank)
Summary Rating (Rank) ➤	**4.97** (62)	**3.86** (103)	**5.23** (112)	**6.12** (91)	**6.86** (66)	**6.89** (66)	**7.15** (57)
Area 1. Size of Government	7.79 (8)	6.67 (26)	5.83 (75)	6.61 (64)	8.15 (13)	8.19 (15)	8.25 (13)
Area 2. Legal System and Property Rights		5.30 (55)	3.30 (114)	4.57 (85)	5.81 (65)	5.96 (59)	6.08 (56)
Area 3. Sound Money	6.02 (67)	0.06 (117)	6.47 (99)	6.32 (106)	6.95 (94)	6.86 (97)	7.14 (87)
Area 4. Freedom to Trade Internationally	0.60 (89)	2.46 (94)	4.33 (118)	6.06 (90)	6.33 (88)	6.42 (86)	6.58 (82)
Area 5. Regulation	5.49 (50)	4.84 (86)	6.25 (63)	6.96 (51)	7.09 (42)	7.12 (45)	7.87 (12)
Unadjusted							
Summary Rating (Rank) ➤	**4.79** (67)	**3.86** (103)	**5.23** (110)	**5.62** (127)	**6.30** (116)	**6.33** (116)	**6.57** (105)
	Rating *(Data)*	Rating *(Data)*	Rating *(Data)*	Rating *(Data)*	Rating *(Data)*	Rating *(Data)*	Rating *(Data)*
Area 1. Size of Government	**6.65**	**6.67**	**5.83**	**6.61**	**8.15**	**8.14**	**8.20**
A. Government consumption	9.29 *(8.40)*	8.30 *(11.78)*	7.79 *(13.50)*	7.83 *(13.37)*	8.44 *(11.30)*	8.65 *(10.60)*	8.80 *(10.07)*
B. Transfers and subsidies		9.70 *(1.60)*	9.71 *(1.57)*	10.00 *(0.00)*	10.00 *(0.00)*	9.93 *(0.75)*	10.00 *(0.00)*
C. Government enterprises and investment	4.00 *(35.80)*	2.00 *(40.40)*	0.00 *(75.30)*	2.00 *(43.20)*	6.00 *(28.09)*	6.00 *(26.27)*	6.00 *(26.27)*
D. Top marginal tax rate						8.00	8.00
(i) Top marginal income tax rate						8.00 *(30)*	8.00 *(30)*
(ii) Top marginal income and payroll tax rate							
Area 2. Legal System and Property Rights		**5.30**	**3.30**	**3.15**	**4.00**	**4.23**	**4.32**
A. Judicial independence						3.04	3.43
B. Impartial courts			4.89	3.60	3.90	3.99	3.71
C. Protection of property rights						4.27	4.53
D. Military interference in rule of law and politics			0.00	4.17	4.17	4.17	4.17
E. Integrity of the legal system			5.00	5.83	5.83	5.83	5.83
F. Legal enforcement of contracts				1.58	1.58	1.58	1.58
G. Regulatory restrictions on sale of real property				0.56	4.50	4.92	5.15
H. Reliability of police						4.28	4.73
I. Business costs of crime						6.00	5.77
Area 3. Sound Money	**6.02**	**0.06**	**6.47**	**6.32**	**6.95**	**6.86**	**7.14**
A. Money growth	7.16 *(14.22)*	0.24 *(48.82)*	4.37 *(28.16)*	5.91 *(20.44)*	7.73 *(11.34)*	7.60 *(12.00)*	7.99 *(10.07)*
B. Standard deviation of inflation	8.90 *(2.76)*	0.00 *(29.16)*	6.67 *(8.33)*	6.78 *(8.04)*	8.39 *(4.02)*	8.08 *(4.79)*	8.14 *(4.66)*
C. Inflation: most recent year	8.02 *(9.90)*	0.00 *(89.15)*	9.83 *(-0.84)*	7.59 *(12.05)*	6.67 *(16.64)*	6.76 *(16.19)*	7.43 *(12.87)*
D. Freedom to own foreign currency bank accounts	0.00	0.00	5.00	5.00	5.00	5.00	5.00
Area 4. Freedom to Trade Internationally	**1.00**	**2.46**	**4.33**	**6.05**	**6.32**	**6.65**	**6.81**
A. Tariffs	2.99	7.37	3.37	6.08	6.82	7.16	7.55
(i) Revenue from trade taxes (% of trade sector)	1.13 *(13.30)*	7.37 *(3.95)*	3.37 *(9.95)*	4.65 *(8.02)*	6.88 *(4.68)*	7.89 *(3.16)*	7.89 *(3.16)*
(ii) Mean tariff rate	4.84 *(25.80)*			7.28 *(13.60)*	7.28 *(13.60)*	7.28 *(13.60)*	7.62 *(11.90)*
(iii) Standard deviation of tariff rates				6.30 *(9.25)*	6.30 *(9.25)*	6.30 *(9.25)*	7.14 *(7.14)*
B. Regulatory trade barriers				5.44	6.47	6.00	6.11
(i) Non-tariff trade barriers						5.54	6.03
(ii) Compliance cost of importing and exporting				5.44	6.47	6.47	6.20
C. Black-market exchange rates	0.00	0.00	5.00	10.00	10.00	10.00	10.00
D. Controls of the movement of capital and people	0.00	0.00	4.61	2.66	1.99	3.43	3.59
(i) Foreign ownership/investment restrictions						6.31	6.23
(ii) Capital controls	0.00	0.00	4.61	3.85	2.50	2.50	3.08
(iii) Freedom of foreigners to visit				1.47	1.47	1.47	1.47
Area 5. Regulation	**5.49**	**4.84**	**6.25**	**5.97**	**6.08**	**5.76**	**6.37**
A. Credit Market regulations	4.67	2.94	6.67	6.45	5.51	5.52	7.33
(i) Ownership of banks	2.00	2.00	2.00	2.00	2.00	2.00	2.00
(ii) Private sector credit	6.02	6.82	10.00	8.34	5.53	5.56	10.00
(iii) Interest rate controls/negative real interest rates	6.00	0.00	8.00	9.00	9.00	9.00	10.00
B. Labor Market regulations				5.68	5.67	5.85	5.85
(i) Hiring regulations and minimum wage				6.70	6.67	6.67	6.67
(ii) Hiring and firing regulations						6.11	5.89
(iii) Centralized collective bargaining						6.33	6.56
(iv) Hours regulations				6.00	6.00	6.00	6.00
(v) Mandated cost of worker dismissal				0.00	0.00	0.00	0.00
(vi) Conscription	10.00	10.00	10.00	10.00	10.00	10.00	10.00
C. Business regulations				5.79	7.06	5.92	5.93
(i) Administrative requirements						4.82	4.86
(ii) Bureaucracy costs							
(iii) Starting a business				5.83	8.64	8.77	9.15
(iv) Extra payments/bribes/favoritism						3.46	3.22
(v) Licensing restrictions				6.00	6.54	6.56	6.38
(vi) Cost of tax compliance				5.53	6.00	6.00	6.04

Singapore

	1980	1990	2000	2005	2010	2011	2012
Chain-Linked	Rating (Rank)	Rating (Rank)	Rating (Rank)	Rating (Rank)	Rating (Rank)	Rating (Rank)	Rating (Rank)
Summary Rating (Rank) ➤	**7.76** (4)	**8.59** (2)	**8.61** (4)	**8.73** (2)	**8.53** (2)	**8.53** (2)	**8.41** (2)
Area 1. Size of Government	6.98 (12)	8.22 (5)	7.97 (14)	8.00 (23)	8.06 (17)	8.16 (16)	7.92 (21)
Area 2. Legal System and Property Rights	8.13 (3)	7.25 (22)	8.53 (17)	8.21 (19)	8.11 (20)	8.10 (19)	8.07 (19)
Area 3. Sound Money	6.51 (39)	9.34 (15)	9.46 (22)	9.71 (2)	8.91 (51)	8.88 (54)	9.03 (49)
Area 4. Freedom to Trade Internationally	8.97 (6)	9.64 (2)	9.15 (12)	9.17 (2)	9.19 (2)	9.14 (2)	8.67 (3)
Area 5. Regulation	8.34 (2)	8.49 (3)	7.92 (6)	8.51 (5)	8.35 (3)	8.33 (4)	8.31 (6)
Unadjusted							
Summary Rating (Rank) ➤	**7.42** (6)	**8.49** (2)	**8.61** (4)	**8.86** (2)	**8.66** (2)	**8.66** (2)	**8.54** (2)
	Rating *(Data)*	Rating *(Data)*	Rating *(Data)*	Rating *(Data)*	Rating *(Data)*	Rating *(Data)*	Rating *(Data)*
Area 1. Size of Government	**6.98**	**8.22**	**7.97**	**8.00**	**8.06**	**8.16**	**7.92**
A. Government consumption	7.08 *(15.93)*	6.45 *(18.06)*	5.65 *(20.80)*	5.81 *(20.24)*	5.24 *(22.20)*	5.65 *(20.80)*	5.94 *(19.80)*
B. Transfers and subsidies	9.84 *(1.10)*	9.43 *(2.60)*	9.23 *(3.32)*	9.17 *(3.54)*	10.00 *(0.04)*	10.00 *(0.03)*	8.75 *(5.08)*
C. Government enterprises and investment	7.00 *(24.20)*	8.00 *(18.60)*	8.00 *(18.60)*	7.00 *(21.30)*	7.00	7.00	7.00
D. Top marginal tax rate	4.00	9.00	9.00	10.00	10.00	10.00	10.00
(i) Top marginal income tax rate	4.00 *(55)*	9.00 *(33)*	9.00 *(28)*	10.00 *(21)*	10.00 *(20)*	10.00 *(20)*	10.00 *(20)*
(ii) Top marginal income and payroll tax rate		9.00 *(33)*	9.00 *(28)*	10.00 *(21)*	10.00 *(20)*	10.00 *(20)*	10.00 *(20)*
Area 2. Legal System and Property Rights	**8.13**	**7.25**	**8.53**	**8.49**	**8.38**	**8.38**	**8.35**
A. Judicial independence			7.35	7.01	7.73	7.82	7.79
B. Impartial courts			7.68	7.97	7.99	8.08	7.54
C. Protection of property rights			7.62	8.90	8.97	8.96	8.89
D. Military interference in rule of law and politics			10.00	8.33	8.33	8.33	8.33
E. Integrity of the legal system			10.00	8.33	8.33	8.33	8.33
F. Legal enforcement of contracts				8.48	7.77	7.77	7.77
G. Regulatory restrictions on sale of real property				8.91	8.99	8.65	8.94
H. Reliability of police				9.17	9.03	8.93	8.76
I. Business costs of crime				9.29	8.30	8.51	8.75
Area 3. Sound Money	**6.51**	**9.34**	**9.46**	**9.71**	**8.91**	**8.88**	**9.03**
A. Money growth	9.76 *(1.21)*	9.42 *(2.90)*	9.42 *(-2.88)*	9.83 *(0.85)*	7.65 *(11.77)*	8.00 *(10.02)*	8.43 *(7.84)*
B. Standard deviation of inflation	8.57 *(3.57)*	8.91 *(2.73)*	8.70 *(3.24)*	9.11 *(2.21)*	8.56 *(3.59)*	8.58 *(3.54)*	8.61 *(3.49)*
C. Inflation: most recent year	7.71 *(11.47)*	9.02 *(4.92)*	9.73 *(1.36)*	9.91 *(0.43)*	9.44 *(2.80)*	8.95 *(5.25)*	9.09 *(4.53)*
D. Freedom to own foreign currency bank accounts	0.00	10.00	10.00	10.00	10.00	10.00	10.00
Area 4. Freedom to Trade Internationally	**9.28**	**9.90**	**9.15**	**9.37**	**9.39**	**9.34**	**8.86**
A. Tariffs	9.84	9.70	9.95	9.99	10.00	10.00	8.42
(i) Revenue from trade taxes (% of trade sector)	9.73 *(0.40)*	9.91 *(0.14)*	9.93 *(0.11)*	10.00 *(0.00)*	10.00 *(0.00)*	10.00 *(0.00)*	10.00 *(0.00)*
(ii) Mean tariff rate	9.94 *(0.30)*	9.92 *(0.40)*	9.92 *(0.40)*	9.98 *(0.10)*	10.00 *(0.00)*	10.00 *(0.00)*	9.96 *(0.20)*
(iii) Standard deviation of tariff rates		9.28 *(1.80)*	10.00 *(0.00)*	10.00 *(0.00)*	10.00 *(0.00)*	10.00 *(0.00)*	5.31 *(11.73)*
B. Regulatory trade barriers			9.39	9.08	9.00	8.83	8.51
(i) Non-tariff trade barriers			8.79	8.60	8.50	8.17	7.61
(ii) Compliance cost of importing and exporting			10.00	9.56	9.50	9.50	9.41
C. Black-market exchange rates	10.00	10.00	10.00	10.00	10.00	10.00	10.00
D. Controls of the movement of capital and people	8.00	10.00	7.25	8.40	8.58	8.52	8.52
(i) Foreign ownership/investment restrictions			9.12	9.06	8.82	8.63	8.63
(ii) Capital controls	8.00	10.00	5.38	6.15	6.92	6.92	6.92
(iii) Freedom of foreigners to visit				10.00	10.00	10.00	10.00
Area 5. Regulation	**6.18**	**7.74**	**7.92**	**8.73**	**8.56**	**8.55**	**8.52**
A. Credit Market regulations	9.64	10.00	10.00	10.00	10.00	10.00	10.00
(i) Ownership of banks	10.00	10.00	10.00	10.00	10.00	10.00	10.00
(ii) Private sector credit	8.91	10.00	10.00	10.00	10.00	10.00	10.00
(iii) Interest rate controls/negative real interest rates	10.00	10.00	10.00	10.00	10.00	10.00	10.00
B. Labor Market regulations		5.48	5.52	7.65	7.72	7.70	7.66
(i) Hiring regulations and minimum wage			4.56	10.00	10.00	10.00	10.00
(ii) Hiring and firing regulations		8.50	7.17	8.15	8.03	7.83	7.63
(iii) Centralized collective bargaining	7.93	7.93	8.37	8.15	8.30	8.34	8.32
(iv) Hours regulations			7.52	10.00	10.00	10.00	10.00
(v) Mandated cost of worker dismissal				9.63	10.00	10.00	10.00
(vi) Conscription	0.00	0.00	0.00	0.00	0.00	0.00	0.00
C. Business regulations			8.22	8.54	7.96	7.95	7.90
(i) Administrative requirements			7.68	6.79	7.60	7.61	7.37
(ii) Bureaucracy costs			8.05	6.42	2.15	2.15	2.15
(iii) Starting a business			8.02	9.80	9.90	9.90	9.91
(iv) Extra payments/bribes/favoritism			9.15	9.58	9.09	8.98	8.92
(v) Licensing restrictions				9.22	9.97	9.97	9.97
(vi) Cost of tax compliance				9.45	9.06	9.08	9.08

Slovak Republic

	1980	1990	2000	2005	2010	2011	2012
Chain-Linked	Rating (Rank)	Rating (Rank)	Rating (Rank)	Rating (Rank)	Rating (Rank)	Rating (Rank)	Rating (Rank)
Summary Rating (Rank) ➤			**6.20** (78)	**7.64** (25)	**7.36** (39)	**7.42** (36)	**7.35** (40)
Area 1. Size of Government			2.98 (120)	6.48 (70)	6.29 (68)	6.43 (64)	6.42 (63)
Area 2. Legal System and Property Rights			6.30 (56)	6.51 (53)	5.67 (69)	5.70 (63)	5.52 (70)
Area 3. Sound Money		8.16 (29)	7.90 (60)	9.15 (40)	9.71 (4)	9.58 (15)	9.51 (22)
Area 4. Freedom to Trade Internationally			7.92 (41)	8.49 (14)	8.39 (17)	8.33 (16)	8.19 (19)
Area 5. Regulation			5.91 (87)	7.58 (19)	6.76 (68)	7.06 (49)	7.10 (49)
Unadjusted							
Summary Rating (Rank) ➤			**6.20** (75)	**7.63** (21)	**7.35** (39)	**7.41** (40)	**7.34** (45)
	Rating *(Data)*	Rating *(Data)*	Rating *(Data)*	Rating *(Data)*	Rating *(Data)*	Rating *(Data)*	Rating *(Data)*
Area 1. Size of Government			**2.98**	**6.48**	**6.29**	**6.43**	**6.42**
A. Government consumption		3.27 *(28.89)*	4.04 *(26.26)*	4.59 *(24.38)*	4.38 *(25.11)*	4.74 *(23.90)*	4.89 *(23.36)*
B. Transfers and subsidies			3.88 *(22.95)*	4.82 *(19.50)*	4.29 *(21.46)*	4.49 *(20.74)*	4.30 *(21.41)*
C. Government enterprises and investment			0.00 *(75.10)*	10.00 *(7.86)*	10.00 *(12.29)*	10.00 *(9.93)*	10.00 *(9.55)*
D. Top marginal tax rate			4.00	6.50	6.50	6.50	6.50
(i) Top marginal income tax rate			4.00 *(42)*	10.00 *(19)*	10.00 *(19)*	10.00 *(19)*	10.00 *(19)*
(ii) Top marginal income and payroll tax rate			4.00 *(44)*	3.00 *(48)*	3.00 *(48)*	3.00 *(50)*	3.00 *(50)*
Area 2. Legal System and Property Rights			**6.30**	**6.63**	**5.78**	**5.81**	**5.63**
A. Judicial independence			5.01	4.30	2.77	2.78	2.23
B. Impartial courts			5.18	4.37	2.13	2.29	2.21
C. Protection of property rights			4.67	6.67	5.09	5.14	4.89
D. Military interference in rule of law and politics			10.00	10.00	10.00	10.00	10.00
E. Integrity of the legal system			6.67	6.67	6.67	6.67	6.67
F. Legal enforcement of contracts				4.64	4.38	4.53	4.53
G. Regulatory restrictions on sale of real property				9.65	9.68	9.68	9.69
H. Reliability of police				5.77	4.67	4.80	4.35
I. Business costs of crime				7.62	6.64	6.42	6.10
Area 3. Sound Money		**8.81**	**7.90**	**9.15**	**9.71**	**9.58**	**9.51**
A. Money growth			9.81 *(-0.94)*	7.67 *(11.66)*	9.56 *(2.20)*	9.56 *(2.20)*	9.56 *(2.20)*
B. Standard deviation of inflation		8.99 *(2.52)*	9.20 *(2.01)*	9.46 *(1.34)*	9.48 *(1.29)*	9.56 *(1.10)*	9.56 *(1.09)*
C. Inflation: most recent year		8.63 *(6.86)*	7.59 *(12.04)*	9.46 *(2.71)*	9.81 *(0.96)*	9.22 *(3.92)*	8.92 *(5.41)*
D. Freedom to own foreign currency bank accounts			5.00	10.00	10.00	10.00	10.00
Area 4. Freedom to Trade Internationally			**7.92**	**8.16**	**8.07**	**8.01**	**7.88**
A. Tariffs			9.07	8.39	8.34	8.27	8.21
(i) Revenue from trade taxes (% of trade sector)			9.34 *(0.99)*	9.59 *(0.62)*	9.63 *(0.55)*	9.66 *(0.51)*	9.63 *(0.55)*
(ii) Mean tariff rate			8.80 *(6.00)*	9.46 *(2.70)*	8.98 *(5.10)*	8.94 *(5.30)*	8.90 *(5.50)*
(iii) Standard deviation of tariff rates				6.13 *(9.67)*	6.41 *(8.98)*	6.23 *(9.43)*	6.11 *(9.74)*
B. Regulatory trade barriers			7.17	7.35	7.34	7.11	6.87
(i) Non-tariff trade barriers			6.67	7.94	7.01	6.53	6.00
(ii) Compliance cost of importing and exporting			7.66	6.76	7.68	7.68	7.74
C. Black-market exchange rates			10.00	10.00	10.00	10.00	10.00
D. Controls of the movement of capital and people			5.46	6.91	6.61	6.66	6.44
(i) Foreign ownership/investment restrictions			7.83	8.77	7.86	8.03	7.36
(ii) Capital controls			3.08	5.38	5.38	5.38	5.38
(iii) Freedom of foreigners to visit				6.58	6.58	6.58	6.58
Area 5. Regulation			**5.91**	**7.75**	**6.91**	**7.21**	**7.26**
A. Credit Market regulations			7.70	9.55	8.10	8.57	9.25
(i) Ownership of banks			5.00	10.00	10.00	10.00	10.00
(ii) Private sector credit			8.10	8.66	4.30	6.70	7.76
(iii) Interest rate controls/negative real interest rates			10.00	10.00	10.00	9.00	10.00
B. Labor Market regulations			4.54	7.53	7.15	7.61	7.15
(i) Hiring regulations and minimum wage			4.17	8.30	6.67	6.67	6.67
(ii) Hiring and firing regulations		4.92	3.00	6.83	3.71	4.18	3.70
(iii) Centralized collective bargaining			7.67	8.28	6.79	6.81	6.79
(iv) Hours regulations			4.84	8.00	8.00	8.00	8.00
(v) Mandated cost of worker dismissal				8.79	7.76	10.00	7.76
(vi) Conscription			3.00	5.00	10.00	10.00	10.00
C. Business regulations			5.49	6.15	5.47	5.46	5.37
(i) Administrative requirements			8.00	3.49	2.76	2.67	2.44
(ii) Bureaucracy costs			4.50	5.21	2.87	2.87	2.87
(iii) Starting a business			3.00	9.02	9.34	9.40	9.33
(iv) Extra payments/bribes/favoritism			6.47	6.61	4.22	3.93	3.64
(v) Licensing restrictions				6.21	6.24	6.24	6.24
(vi) Cost of tax compliance				6.36	7.41	7.68	7.68

Slovenia

	1980	1990	2000	2005	2010	2011	2012
Chain-Linked	Rating (Rank)	Rating (Rank)	Rating (Rank)	Rating (Rank)	Rating (Rank)	Rating (Rank)	Rating (Rank)
Summary Rating (Rank) ➤			**6.72** (57)	**6.95** (60)	**6.55** (80)	**6.55** (83)	**6.56** (83)
Area 1. Size of Government			4.92 (94)	4.91 (104)	4.29 (112)	4.49 (112)	4.61 (110)
Area 2. Legal System and Property Rights			7.29 (36)	6.76 (45)	6.88 (40)	6.89 (39)	6.79 (39)
Area 3. Sound Money			7.49 (68)	8.79 (51)	8.30 (68)	8.29 (69)	8.25 (70)
Area 4. Freedom to Trade Internationally			7.69 (49)	7.62 (46)	7.33 (51)	7.19 (54)	7.09 (60)
Area 5. Regulation			6.18 (71)	6.72 (69)	6.05 (101)	6.04 (102)	6.17 (101)
Unadjusted							
Summary Rating (Rank) ➤			**6.72** (62)	**6.96** (67)	**6.56** (99)	**6.56** (102)	**6.57** (105)
	Rating *(Data)*	Rating *(Data)*	Rating *(Data)*	Rating *(Data)*	Rating *(Data)*	Rating *(Data)*	Rating *(Data)*
Area 1. Size of Government			**4.92**	**4.91**	**4.29**	**4.49**	**4.61**
A. Government consumption		4.15 *(25.90)*	3.67 *(27.51)*	4.04 *(26.27)*	3.81 *(27.06)*	3.94 *(26.60)*	3.90 *(26.73)*
B. Transfers and subsidies			4.02 *(22.44)*	4.08 *(22.22)*	3.85 *(23.08)*	3.53 *(24.23)*	4.03 *(22.41)*
C. Government enterprises and investment			10.00 *(4.60)*	10.00 *(8.70)*	7.00 *(22.05)*	8.00 *(19.36)*	8.00 *(18.06)*
D. Top marginal tax rate			2.00	1.50	2.50	2.50	2.50
(i) Top marginal income tax rate			4.00 *(50)*	3.00 *(50)*	4.00 *(41)*	4.00 *(41)*	4.00 *(41)*
(ii) Top marginal income and payroll tax rate			0.00 *(70)*	0.00 *(70)*	1.00 *(60)*	1.00 *(60)*	1.00 *(60)*
Area 2. Legal System and Property Rights			**7.29**	**6.09**	**6.20**	**6.22**	**6.12**
A. Judicial independence				5.87	4.63	4.60	4.28
B. Impartial courts			7.14	5.27	3.30	3.06	2.62
C. Protection of property rights			5.37	6.48	5.68	5.68	5.42
D. Military interference in rule of law and politics			8.33	8.33	9.17	9.17	9.17
E. Integrity of the legal system			8.33	7.50	7.50	7.50	7.50
F. Legal enforcement of contracts				3.87	4.23	4.23	4.23
G. Regulatory restrictions on sale of real property				4.34	7.26	7.26	7.27
H. Reliability of police				5.74	5.64	6.18	6.60
I. Business costs of crime				7.42	8.43	8.26	7.97
Area 3. Sound Money			**7.49**	**8.79**	**8.30**	**8.29**	**8.25**
A. Money growth			7.62 *(11.91)*	6.88 *(15.58)*	9.41 *(2.96)*	9.40 *(2.99)*	9.28 *(3.60)*
B. Standard deviation of inflation			9.12 *(2.19)*	8.78 *(3.04)*	9.16 *(2.11)*	9.12 *(2.20)*	9.23 *(1.92)*
C. Inflation: most recent year			8.22 *(8.88)*	9.50 *(2.48)*	9.63 *(1.84)*	9.64 *(1.81)*	9.48 *(2.60)*
D. Freedom to own foreign currency bank accounts		5.00	5.00	10.00	5.00	5.00	5.00
Area 4. Freedom to Trade Internationally			**7.69**	**7.93**	**7.63**	**7.48**	**7.38**
A. Tariffs			8.05	8.48	8.34	8.27	8.21
(i) Revenue from trade taxes (% of trade sector)			9.48 *(0.78)*	9.84 *(0.24)*	9.63 *(0.55)*	9.66 *(0.51)*	9.63 *(0.55)*
(ii) Mean tariff rate			7.64 *(11.80)*	9.46 *(2.70)*	8.98 *(5.10)*	8.94 *(5.30)*	8.90 *(5.50)*
(iii) Standard deviation of tariff rates			7.04 *(7.40)*	6.13 *(9.67)*	6.41 *(8.98)*	6.23 *(9.43)*	6.11 *(9.74)*
B. Regulatory trade barriers			7.38	7.23	7.29	7.13	6.93
(i) Non-tariff trade barriers			7.38	7.29	6.69	6.31	5.91
(ii) Compliance cost of importing and exporting				7.18	7.89	7.95	7.95
C. Black-market exchange rates		0.00	10.00	10.00	10.00	10.00	10.00
D. Controls of the movement of capital and people	0.00	0.00	5.30	6.01	4.90	4.52	4.37
(i) Foreign ownership/investment restrictions			6.76	5.30	4.27	3.91	3.45
(ii) Capital controls	0.00	0.00	3.85	6.15	3.85	3.08	3.08
(iii) Freedom of foreigners to visit				6.58	6.58	6.58	6.58
Area 5. Regulation			**6.18**	**7.06**	**6.35**	**6.34**	**6.48**
A. Credit Market regulations			8.18	9.14	7.47	7.41	7.78
(i) Ownership of banks			5.00	8.00	5.00	5.00	5.00
(ii) Private sector credit			9.55	9.42	7.42	7.24	8.35
(iii) Interest rate controls/negative real interest rates			10.00	10.00	10.00	10.00	10.00
B. Labor Market regulations			3.60	5.56	5.55	5.60	5.66
(i) Hiring regulations and minimum wage			4.02	3.90	2.23	2.23	2.23
(ii) Hiring and firing regulations			2.32	2.92	2.21	2.15	2.28
(iii) Centralized collective bargaining			5.05	5.55	4.74	5.06	5.30
(iv) Hours regulations				4.70	6.00	6.00	6.00
(v) Mandated cost of worker dismissal				6.29	8.13	8.13	8.13
(vi) Conscription			3.00	10.00	10.00	10.00	10.00
C. Business regulations			6.77	6.47	6.03	6.01	5.99
(i) Administrative requirements			6.95	3.18	3.33	2.89	2.72
(ii) Bureaucracy costs			7.80	5.38	2.86	2.86	2.86
(iii) Starting a business			5.73	7.80	9.66	9.66	9.66
(iv) Extra payments/bribes/favoritism			6.58	8.27	5.72	5.98	5.81
(v) Licensing restrictions				7.12	7.56	7.59	7.83
(vi) Cost of tax compliance				7.09	7.09	7.09	7.09

South Africa

	1980	1990	2000	2005	2010	2011	2012
Chain-Linked	Rating (Rank)	Rating (Rank)	Rating (Rank)	Rating (Rank)	Rating (Rank)	Rating (Rank)	Rating (Rank)
Summary Rating (Rank) ➤	**5.85** (31)	**5.50** (57)	**7.08** (41)	**7.00** (56)	**6.83** (68)	**6.90** (65)	**6.86** (70)
Area 1. Size of Government	5.97 (26)	6.32 (36)	6.45 (53)	5.99 (87)	5.52 (86)	5.45 (92)	5.38 (96)
Area 2. Legal System and Property Rights	6.18 (31)	2.93 (93)	6.54 (50)	7.19 (36)	6.98 (37)	7.19 (33)	7.25 (33)
Area 3. Sound Money	5.29 (84)	5.81 (78)	7.85 (64)	7.98 (70)	8.18 (72)	8.26 (70)	8.10 (74)
Area 4. Freedom to Trade Internationally	7.09 (19)	7.13 (29)	7.35 (58)	6.69 (76)	6.63 (80)	6.82 (77)	6.85 (73)
Area 5. Regulation	4.98 (71)	5.55 (65)	7.19 (29)	7.21 (40)	6.88 (53)	6.83 (68)	6.80 (76)
Unadjusted							
Summary Rating (Rank) ➤	**5.84** (32)	**5.56** (55)	**7.08** (41)	**6.87** (71)	**6.70** (94)	**6.77** (89)	**6.73** (93)
	Rating *(Data)*	Rating *(Data)*	Rating *(Data)*	Rating *(Data)*	Rating *(Data)*	Rating *(Data)*	Rating *(Data)*
Area 1. Size of Government	**5.97**	**6.32**	**6.45**	**5.99**	**5.52**	**5.45**	**5.38**
A. Government consumption	5.61 *(20.94)*	4.46 *(24.83)*	5.17 *(22.42)*	4.76 *(23.83)*	3.96 *(26.53)*	3.88 *(26.80)*	3.82 *(27.00)*
B. Transfers and subsidies	9.26 *(3.20)*	8.83 *(4.80)*	8.62 *(5.55)*	8.69 *(5.31)*	8.62 *(5.57)*	8.43 *(6.26)*	8.21 *(7.09)*
C. Government enterprises and investment	7.00 *(24.60)*	7.00 *(20.30)*	8.00 *(17.80)*	6.00 *(25.60)*	4.00 *(39.20)*	4.00 *(37.70)*	4.00 *(38.87)*
D. Top marginal tax rate	2.00	5.00	4.00	4.50	5.50	5.50	5.50
(i) Top marginal income tax rate	2.00 *(60)*	5.00 *(45)*	4.00 *(45)*	5.00 *(40)*	6.00 *(40)*	6.00 *(40)*	6.00 *(40)*
(ii) Top marginal income and payroll tax rate		5.00 *(45)*	4.00 *(45)*	4.00 *(41)*	5.00 *(41)*	5.00 *(41)*	5.00 *(41)*
Area 2. Legal System and Property Rights	**6.18**	**2.93**	**6.54**	**5.87**	**5.70**	**5.88**	**5.92**
A. Judicial independence			7.18	7.63	6.62	7.14	7.47
B. Impartial courts			8.02	7.62	6.46	6.52	6.82
C. Protection of property rights			5.82	7.97	7.15	7.34	7.71
D. Military interference in rule of law and politics			8.33	8.33	8.33	8.33	8.33
E. Integrity of the legal system			3.33	4.17	4.17	4.17	4.17
F. Legal enforcement of contracts				3.93	3.93	3.93	3.93
G. Regulatory restrictions on sale of real property				6.64	7.72	7.63	7.56
H. Reliability of police				3.88	4.38	4.68	4.59
I. Business costs of crime				2.70	2.52	3.16	2.75
Area 3. Sound Money	**5.29**	**5.81**	**7.85**	**7.98**	**8.18**	**8.26**	**8.10**
A. Money growth	7.86 *(10.69)*	6.75 *(16.24)*	7.87 *(10.66)*	8.60 *(6.98)*	9.22 *(3.90)*	9.58 *(2.09)*	9.26 *(3.69)*
B. Standard deviation of inflation	8.12 *(4.71)*	9.49 *(1.27)*	9.60 *(0.99)*	9.01 *(2.48)*	9.37 *(1.57)*	9.46 *(1.35)*	9.23 *(1.94)*
C. Inflation: most recent year	5.18 *(24.12)*	6.98 *(15.09)*	8.93 *(5.34)*	9.32 *(3.40)*	9.15 *(4.27)*	9.00 *(5.00)*	8.92 *(5.41)*
D. Freedom to own foreign currency bank accounts	0.00	0.00	5.00	5.00	5.00	5.00	5.00
Area 4. Freedom to Trade Internationally	**6.49**	**6.22**	**7.35**	**7.05**	**6.99**	**7.19**	**7.22**
A. Tariffs	8.66	7.27	7.74	6.84	6.84	6.79	6.93
(i) Revenue from trade taxes (% of trade sector)	9.20 *(1.20)*	8.53 *(2.20)*	9.01 *(1.48)*	8.59 *(2.11)*	8.79 *(1.82)*	8.70 *(1.95)*	8.66 *(2.01)*
(ii) Mean tariff rate	8.12 *(9.40)*	7.80 *(11.00)*	8.30 *(8.50)*	8.30 *(8.50)*	8.46 *(7.70)*	8.46 *(7.70)*	8.48 *(7.60)*
(iii) Standard deviation of tariff rates		5.48 *(11.30)*	5.92 *(10.20)*	3.63 *(15.92)*	3.29 *(16.79)*	3.22 *(16.94)*	3.65 *(15.88)*
B. Regulatory trade barriers			7.56	6.07	5.89	6.74	6.83
(i) Non-tariff trade barriers			6.62	6.67	6.13	6.10	6.16
(ii) Compliance cost of importing and exporting			8.50	5.46	5.65	7.39	7.51
C. Black-market exchange rates	8.80	9.40	10.00	10.00	10.00	10.00	10.00
D. Controls of the movement of capital and people	2.00	2.00	4.12	5.30	5.22	5.21	5.12
(i) Foreign ownership/investment restrictions			7.46	6.97	6.73	6.69	6.42
(ii) Capital controls	2.00	2.00	0.77	0.77	0.77	0.77	0.77
(iii) Freedom of foreigners to visit				8.16	8.16	8.16	8.16
Area 5. Regulation	**5.30**	**6.50**	**7.19**	**7.47**	**7.12**	**7.07**	**7.04**
A. Credit Market regulations	7.48	9.07	9.59	9.96	9.03	9.02	8.83
(i) Ownership of banks	10.00	10.00	10.00	10.00	10.00	10.00	10.00
(ii) Private sector credit	8.43	9.22	8.76	9.87	7.08	7.07	6.48
(iii) Interest rate controls/negative real interest rates	4.00	8.00	10.00	10.00	10.00	10.00	10.00
B. Labor Market regulations		3.92	5.47	6.06	6.09	5.95	5.85
(i) Hiring regulations and minimum wage			4.61	4.40	4.43	4.43	4.43
(ii) Hiring and firing regulations		5.55	2.05	2.36	2.46	1.92	1.55
(iii) Centralized collective bargaining		6.21	4.52	3.84	3.39	3.08	2.84
(iv) Hours regulations			6.18	8.00	8.00	8.00	8.00
(v) Mandated cost of worker dismissal				7.78	8.27	8.27	8.27
(vi) Conscription	0.00	0.00	10.00	10.00	10.00	10.00	10.00
C. Business regulations			6.53	6.38	6.23	6.24	6.43
(i) Administrative requirements			6.92	3.29	2.88	2.91	3.20
(ii) Bureaucracy costs			6.53	4.55	3.11	3.11	3.11
(iii) Starting a business			5.88	8.81	9.39	9.39	9.39
(iv) Extra payments/bribes/favoritism			6.77	7.54	5.46	5.51	5.48
(v) Licensing restrictions				8.02	8.81	8.79	9.63
(vi) Cost of tax compliance				6.08	7.76	7.76	7.76

Spain

	1980	1990	2000	2005	2010	2011	2012
Chain-Linked	Rating (Rank)	Rating (Rank)	Rating (Rank)	Rating (Rank)	Rating (Rank)	Rating (Rank)	Rating (Rank)
Summary Rating (Rank) ➤	**6.10** (24)	**6.57** (30)	**7.54** (28)	**7.60** (28)	**7.29** (42)	**7.47** (30)	**7.26** (52)
Area 1. Size of Government	5.18 (47)	4.67 (86)	4.75 (97)	6.57 (66)	5.65 (82)	6.15 (73)	5.68 (86)
Area 2. Legal System and Property Rights	6.35 (28)	7.16 (26)	7.54 (32)	6.75 (46)	6.79 (44)	6.87 (41)	6.73 (41)
Area 3. Sound Money	6.07 (62)	6.36 (67)	9.44 (24)	9.58 (15)	9.67 (7)	9.68 (4)	9.74 (3)
Area 4. Freedom to Trade Internationally	7.60 (14)	8.63 (13)	8.98 (18)	7.85 (35)	7.77 (41)	7.71 (40)	7.62 (42)
Area 5. Regulation	5.31 (56)	6.00 (44)	7.00 (38)	7.32 (32)	6.67 (76)	7.02 (52)	6.61 (89)
Unadjusted							
Summary Rating (Rank) ➤	**6.16** (26)	**6.56** (32)	**7.54** (24)	**7.63** (21)	**7.32** (42)	**7.50** (28)	**7.29** (51)
	Rating *(Data)*	Rating *(Data)*	Rating *(Data)*	Rating *(Data)*	Rating *(Data)*	Rating *(Data)*	Rating *(Data)*
Area 1. Size of Government	**5.18**	**4.67**	**4.75**	**6.57**	**5.65**	**6.15**	**5.68**
A. Government consumption	6.93 *(16.45)*	5.89 *(19.98)*	5.22 *(22.25)*	4.79 *(23.73)*	4.05 *(26.24)*	4.00 *(26.40)*	4.29 *(25.40)*
B. Transfers and subsidies	6.78 *(12.30)*	5.78 *(16.00)*	5.76 *(16.05)*	6.00 *(15.18)*	4.56 *(20.46)*	4.61 *(20.29)*	4.42 *(20.96)*
C. Government enterprises and investment	6.00 *(27.10)*	4.00 *(33.50)*	4.00 *(33.50)*	10.00 *(12.08)*	8.00 *(17.85)*	10.00 *(13.70)*	10.00 *(8.98)*
D. Top marginal tax rate	1.00	3.00	4.00	5.50	6.00	6.00	4.00
(i) Top marginal income tax rate	1.00 *(66)*	3.00 *(56)*	4.00 *(48)*	6.00 *(35-45)*	6.00 *(35-43)*	6.00 *(45)*	4.00 *(52)*
(ii) Top marginal income and payroll tax rate		3.00 *(56)*	4.00 *(48)*	5.00 *(45)*	6.00 *(35-43)*	6.00 *(45)*	4.00 *(52)*
Area 2. Legal System and Property Rights	**6.35**	**7.16**	**7.54**	**6.73**	**6.76**	**6.85**	**6.70**
A. Judicial independence			7.52	4.49	4.86	5.01	4.46
B. Impartial courts			8.02	5.26	4.43	4.60	4.33
C. Protection of property rights			7.15	7.69	6.49	6.41	6.18
D. Military interference in rule of law and politics			8.33	8.33	8.33	8.33	8.33
E. Integrity of the legal system			6.67	8.33	8.33	8.33	8.33
F. Legal enforcement of contracts				5.54	5.54	5.58	5.50
G. Regulatory restrictions on sale of real property				7.31	7.42	7.42	7.43
H. Reliability of police				7.47	8.06	8.36	8.25
I. Business costs of crime				6.11	7.41	7.57	7.48
Area 3. Sound Money	**6.07**	**6.36**	**9.44**	**9.58**	**9.67**	**9.68**	**9.74**
A. Money growth	8.36 *(8.21)*	7.70 *(11.50)*	8.66 *(6.70)*	9.02 *(4.88)*	9.65 *(1.73)*	9.89 *(0.53)*	9.95 *(0.24)*
B. Standard deviation of inflation	8.60 *(3.49)*	9.22 *(1.95)*	9.77 *(0.57)*	9.95 *(0.12)*	9.38 *(1.54)*	9.47 *(1.32)*	9.52 *(1.21)*
C. Inflation: most recent year	7.33 *(13.35)*	8.54 *(7.31)*	9.31 *(3.43)*	9.33 *(3.37)*	9.64 *(1.80)*	9.36 *(3.20)*	9.51 *(2.45)*
D. Freedom to own foreign currency bank accounts	0.00	0.00	10.00	10.00	10.00	10.00	10.00
Area 4. Freedom to Trade Internationally	**7.74**	**8.60**	**8.98**	**7.96**	**7.88**	**7.82**	**7.73**
A. Tariffs	8.22	8.21	9.18	8.39	8.34	8.27	8.21
(i) Revenue from trade taxes (% of trade sector)	8.20 *(2.70)*	9.00 *(1.50)*	9.78 *(0.33)*	9.59 *(0.62)*	9.63 *(0.55)*	9.66 *(0.51)*	9.63 *(0.55)*
(ii) Mean tariff rate	8.24 *(8.80)*	8.52 *(7.40)*	9.52 *(2.40)*	9.46 *(2.70)*	8.98 *(5.10)*	8.94 *(5.30)*	8.90 *(5.50)*
(iii) Standard deviation of tariff rates		7.12 *(7.20)*	8.24 *(4.40)*	6.13 *(9.67)*	6.41 *(8.98)*	6.23 *(9.43)*	6.11 *(9.74)*
B. Regulatory trade barriers			8.73	7.76	7.81	7.70	7.46
(i) Non-tariff trade barriers			7.62	6.73	6.83	6.55	6.16
(ii) Compliance cost of importing and exporting			9.83	8.79	8.79	8.85	8.76
C. Black-market exchange rates	10.00	9.60	10.00	10.00	10.00	10.00	10.00
D. Controls of the movement of capital and people	5.00	8.00	8.02	5.68	5.37	5.31	5.25
(i) Foreign ownership/investment restrictions			9.11	7.39	6.47	6.26	6.11
(ii) Capital controls	5.00	8.00	6.92	3.08	3.08	3.08	3.08
(iii) Freedom of foreigners to visit				6.58	6.58	6.58	6.58
Area 5. Regulation	**5.46**	**5.99**	**7.00**	**7.30**	**6.65**	**7.00**	**6.59**
A. Credit Market regulations	7.37	8.27	9.93	10.00	9.10	9.36	8.41
(i) Ownership of banks	8.00	8.00	10.00	10.00	10.00	10.00	10.00
(ii) Private sector credit	8.11	6.82	9.79	10.00	7.30	8.09	5.23
(iii) Interest rate controls/negative real interest rates	6.00	10.00	10.00	10.00	10.00	10.00	10.00
B. Labor Market regulations	3.55	3.71	3.92	5.33	4.70	5.44	5.33
(i) Hiring regulations and minimum wage			3.06	2.20	2.23	5.57	2.23
(ii) Hiring and firing regulations		2.62	3.67	2.82	2.61	3.41	3.78
(iii) Centralized collective bargaining	5.18	5.18	4.85	6.13	4.29	4.62	4.92
(iv) Hours regulations	4.49	4.05	5.01	6.00	4.00	4.00	6.00
(v) Mandated cost of worker dismissal				4.81	5.07	5.07	5.07
(vi) Conscription	1.00	3.00	3.00	10.00	10.00	10.00	10.00
C. Business regulations			7.15	6.58	6.16	6.19	6.02
(i) Administrative requirements			7.40	3.23	2.95	2.99	3.02
(ii) Bureaucracy costs			7.90	6.30	3.09	3.09	3.09
(iii) Starting a business			5.67	8.28	9.01	9.01	9.17
(iv) Extra payments/bribes/favoritism			7.63	8.02	6.14	6.05	5.86
(v) Licensing restrictions				6.99	7.86	7.86	6.85
(vi) Cost of tax compliance				6.66	7.90	8.13	8.13

Sri Lanka

	1980	1990	2000	2005	2010	2011	2012
Chain-Linked	Rating (Rank)	Rating (Rank)	Rating (Rank)	Rating (Rank)	Rating (Rank)	Rating (Rank)	Rating (Rank)
Summary Rating (Rank) ➤	**4.77** (66)	**4.81** (85)	**6.16** (81)	**6.21** (88)	**6.25** (96)	**6.41** (88)	**6.41** (90)
Area 1. Size of Government	5.64 (33)	7.03 (18)	7.02 (35)	8.09 (17)	7.08 (40)	7.84 (22)	7.95 (19)
Area 2. Legal System and Property Rights	3.77 (57)	2.19 (106)	4.21 (99)	4.08 (100)	4.60 (88)	4.67 (86)	4.51 (89)
Area 3. Sound Money	5.47 (81)	5.50 (87)	6.74 (90)	6.13 (108)	6.55 (106)	6.46 (110)	6.49 (109)
Area 4. Freedom to Trade Internationally	3.11 (64)	2.92 (88)	6.35 (79)	6.46 (81)	6.42 (85)	6.43 (85)	6.40 (86)
Area 5. Regulation	5.75 (42)	6.38 (36)	6.49 (53)	6.28 (87)	6.57 (81)	6.64 (82)	6.68 (81)
Unadjusted							
Summary Rating (Rank) ➤	**4.54** (73)	**4.75** (88)	**6.16** (79)	**6.44** (90)	**6.48** (107)	**6.65** (94)	**6.65** (98)
	Rating *(Data)*	Rating *(Data)*	Rating *(Data)*	Rating *(Data)*	Rating *(Data)*	Rating *(Data)*	Rating *(Data)*
Area 1. Size of Government	**4.20**	**6.97**	**7.02**	**8.09**	**7.08**	**7.84**	**7.95**
A. Government consumption	8.93 *(9.62)*	8.41 *(11.39)*	8.04 *(12.68)*	8.84 *(9.96)*	6.13 *(19.15)*	6.62 *(17.50)*	7.00 *(16.20)*
B. Transfers and subsidies	7.85 *(8.40)*	8.50 *(6.00)*	9.03 *(4.05)*	8.53 *(5.90)*	9.18 *(3.50)*	9.23 *(3.32)*	9.29 *(3.11)*
C. Government enterprises and investment	0.00 *(53.50)*	4.00 *(39.20)*	4.00 *(39.20)*	8.00 *(16.46)*	7.00 *(22.30)*	7.00 *(20.89)*	7.00 *(22.59)*
D. Top marginal tax rate	0.00		7.00	7.00	6.00	8.50	8.50
(i) Top marginal income tax rate	0.00 *(60)*		7.00 *(35)*	7.00 *(35)*	7.00 *(35)*	9.00 *(24)*	9.00 *(24)*
(ii) Top marginal income and payroll tax rate			7.00 *(35)*	7.00 *(35)*	5.00 *(38)*	8.00 *(26)*	8.00 *(26)*
Area 2. Legal System and Property Rights	**3.98**	**2.31**	**4.21**	**4.66**	**5.25**	**5.34**	**5.15**
A. Judicial independence				4.16	5.51	5.17	4.89
B. Impartial courts			5.01	4.38	5.68	5.75	5.45
C. Protection of property rights			3.50	6.02	5.77	5.53	5.62
D. Military interference in rule of law and politics			3.33	3.33	3.33	3.33	3.33
E. Integrity of the legal system			5.00	5.00	4.17	4.17	4.17
F. Legal enforcement of contracts				3.61	3.61	3.61	3.61
G. Regulatory restrictions on sale of real property				6.75	6.75	7.19	7.34
H. Reliability of police				3.82	5.10	5.32	4.91
I. Business costs of crime				4.83	7.33	7.95	6.99
Area 3. Sound Money	**5.47**	**5.50**	**6.74**	**6.13**	**6.55**	**6.46**	**6.49**
A. Money growth	7.31 *(13.43)*	8.03 *(9.85)*	9.22 *(3.92)*	8.12 *(9.42)*	9.17 *(4.16)*	9.06 *(4.71)*	9.14 *(4.31)*
B. Standard deviation of inflation	8.57 *(3.57)*	8.01 *(4.97)*	8.99 *(2.52)*	8.75 *(3.13)*	8.21 *(4.47)*	8.14 *(4.66)*	8.34 *(4.15)*
C. Inflation: most recent year	6.00 *(19.98)*	5.94 *(20.29)*	8.76 *(6.18)*	7.67 *(11.64)*	8.81 *(5.94)*	8.66 *(6.72)*	8.49 *(7.54)*
D. Freedom to own foreign currency bank accounts	0.00	0.00	0.00	0.00	0.00	0.00	0.00
Area 4. Freedom to Trade Internationally	**3.39**	**2.71**	**6.35**	**6.98**	**6.93**	**6.94**	**6.91**
A. Tariffs	1.97	2.92	7.62	6.85	6.48	6.50	6.26
(i) Revenue from trade taxes (% of trade sector)	2.20 *(11.70)*	4.13 *(8.80)*	8.57 *(2.15)*	7.92 *(3.12)*	7.07 *(4.40)*	7.35 *(3.98)*	6.79 *(4.82)*
(ii) Mean tariff rate	1.74 *(41.30)*	4.62 *(26.90)*	8.02 *(9.90)*	7.74 *(11.30)*	7.88 *(10.60)*	7.96 *(10.20)*	8.02 *(9.90)*
(iii) Standard deviation of tariff rates		0.00 *(25.50)*	6.28 *(9.30)*	4.89 *(12.77)*	4.49 *(13.78)*	4.21 *(14.48)*	3.98 *(15.05)*
B. Regulatory trade barriers			4.75	5.84	6.15	6.10	6.21
(i) Non-tariff trade barriers			4.75	5.23	5.08	4.89	5.00
(ii) Compliance cost of importing and exporting				6.44	7.22	7.30	7.43
C. Black-market exchange rates	8.20	5.20	10.00	10.00	10.00	10.00	10.00
D. Controls of the movement of capital and people	0.00	0.00	3.02	5.24	5.09	5.17	5.17
(i) Foreign ownership/investment restrictions			6.04	7.00	6.54	6.79	6.78
(ii) Capital controls	0.00	0.00	0.00	0.00	0.00	0.00	0.00
(iii) Freedom of foreigners to visit				8.73	8.73	8.73	8.73
Area 5. Regulation	**5.67**	**6.28**	**6.49**	**6.32**	**6.61**	**6.68**	**6.73**
A. Credit Market regulations	5.13	6.76	7.04	7.34	7.17	7.35	7.49
(i) Ownership of banks	5.00	5.00	5.00	5.00	5.00	5.00	5.00
(ii) Private sector credit	6.39	7.27	6.12	7.03	6.50	7.06	7.46
(iii) Interest rate controls/negative real interest rates	4.00	8.00	10.00	10.00	10.00	10.00	10.00
B. Labor Market regulations			5.87	6.60	6.44	6.37	6.36
(i) Hiring regulations and minimum wage			4.06	10.00	10.00	10.00	10.00
(ii) Hiring and firing regulations			2.88	3.40	3.87	3.43	3.23
(iii) Centralized collective bargaining			6.53	6.22	6.78	6.78	6.94
(iv) Hours regulations				10.00	8.00	8.00	8.00
(v) Mandated cost of worker dismissal				0.00	0.00	0.00	0.00
(vi) Conscription	10.00	10.00	10.00	10.00	10.00	10.00	10.00
C. Business regulations			6.55	5.02	6.23	6.33	6.33
(i) Administrative requirements			7.27	2.84	4.53	4.60	4.08
(ii) Bureaucracy costs			7.15	3.66	4.57	4.57	4.57
(iii) Starting a business			6.48	8.30	8.83	9.58	9.53
(iv) Extra payments/bribes/favoritism			5.30	4.74	5.02	4.76	4.33
(v) Licensing restrictions				3.46	7.31	7.33	7.85
(vi) Cost of tax compliance				7.13	7.13	7.15	7.65

Suriname

	1980	1990	2000	2005	2010	2011	2012
Chain-Linked	Rating (Rank)	Rating (Rank)	Rating (Rank)	Rating (Rank)	Rating (Rank)	Rating (Rank)	Rating (Rank)
Summary Rating (Rank) ➤							
Area 1. Size of Government							
Area 2. Legal System and Property Rights							
Area 3. Sound Money							
Area 4. Freedom to Trade Internationally							
Area 5. Regulation							

Unadjusted							
Summary Rating (Rank) ➤					**6.78** (86)	**6.51** (106)	**6.82** (89)
	Rating *(Data)*	Rating *(Data)*	Rating *(Data)*	Rating *(Data)*	Rating *(Data)*	Rating *(Data)*	Rating *(Data)*
Area 1. Size of Government					**7.07**	**6.21**	**6.45**
A. Government consumption					5.21 *(22.30)*	4.08 *(26.12)*	5.06 *(22.79)*
B. Transfers and subsidies					8.99 *(4.21)*	8.76 *(5.07)*	8.76 *(5.07)*
C. Government enterprises and investment					7.00 *(21.14)*	7.00 *(21.14)*	7.00 *(21.14)*
D. Top marginal tax rate						5.00	5.00
(i) Top marginal income tax rate						5.00 *(38)*	5.00 *(38)*
(ii) Top marginal income and payroll tax rate							
Area 2. Legal System and Property Rights					**4.34**	**4.27**	**4.65**
A. Judicial independence					5.59	5.22	5.01
B. Impartial courts					2.79	3.31	3.53
C. Protection of property rights					4.42	4.32	4.31
D. Military interference in rule of law and politics					5.00	5.00	6.50
E. Integrity of the legal system					5.00		
F. Legal enforcement of contracts					2.75	2.75	2.75
G. Regulatory restrictions on sale of real property					1.74	1.77	3.47
H. Reliability of police					6.18	6.24	6.19
I. Business costs of crime					5.64	5.55	5.44
Area 3. Sound Money					**8.82**	**8.45**	**9.17**
A. Money growth					9.13 *(-4.33)*	9.72 *(-1.40)*	9.94 *(0.30)*
B. Standard deviation of inflation					7.53 *(6.17)*	7.64 *(5.91)*	7.75 *(5.63)*
C. Inflation: most recent year					8.61 *(6.94)*	6.46 *(17.71)*	9.00 *(5.01)*
D. Freedom to own foreign currency bank accounts					10.00	10.00	10.00
Area 4. Freedom to Trade Internationally					**6.60**	**6.65**	**6.68**
A. Tariffs				5.84	7.47	7.52	7.50
(i) Revenue from trade taxes (% of trade sector)				5.84 *(6.24)*	8.37 *(2.45)*	8.46 *(2.31)*	8.39 *(2.42)*
(ii) Mean tariff rate					7.92 *(10.40)*	7.94 *(10.30)*	7.94 *(10.30)*
(iii) Standard deviation of tariff rates					6.13 *(9.67)*	6.17 *(9.58)*	6.17 *(9.58)*
B. Regulatory trade barriers					6.51	6.60	6.75
(i) Non-tariff trade barriers					6.51	6.27	6.37
(ii) Compliance cost of importing and exporting					6.51	6.92	7.13
C. Black-market exchange rates					10.00	10.00	10.00
D. Controls of the movement of capital and people					2.42	2.46	2.45
(i) Foreign ownership/investment restrictions					4.88	5.00	4.97
(ii) Capital controls					0.00	0.00	0.00
(iii) Freedom of foreigners to visit					2.38	2.38	2.38
Area 5. Regulation					**7.07**	**6.96**	**7.16**
A. Credit Market regulations					8.05	7.75	7.99
(i) Ownership of banks					5.00	5.00	5.00
(ii) Private sector credit					9.14	9.24	8.97
(iii) Interest rate controls/negative real interest rates					10.00	9.00	10.00
B. Labor Market regulations					7.85	7.77	7.76
(i) Hiring regulations and minimum wage					10.00	10.00	10.00
(ii) Hiring and firing regulations					3.18	2.96	2.98
(iii) Centralized collective bargaining					6.93	6.65	6.57
(iv) Hours regulations					10.00	10.00	10.00
(v) Mandated cost of worker dismissal					7.01	7.01	7.01
(vi) Conscription					10.00	10.00	10.00
C. Business regulations					5.30	5.37	5.72
(i) Administrative requirements					2.99	3.45	3.64
(ii) Bureaucracy costs					6.54	6.54	6.54
(iii) Starting a business					5.46	5.50	5.53
(iv) Extra payments/bribes/favoritism					4.19	4.06	3.85
(v) Licensing restrictions					4.87	4.89	7.00
(vi) Cost of tax compliance					7.77	7.77	7.77

Swaziland

	1980	1990	2000	2005	2010	2011	2012
Chain-Linked	Rating (Rank)	Rating (Rank)	Rating (Rank)	Rating (Rank)	Rating (Rank)	Rating (Rank)	Rating (Rank)
Summary Rating (Rank) ➤							
Area 1. Size of Government							
Area 2. Legal System and Property Rights							
Area 3. Sound Money							
Area 4. Freedom to Trade Internationally							
Area 5. Regulation							

Unadjusted							
Summary Rating (Rank) ➤					**6.94** (74)	**6.64** (95)	**6.69** (95)
	Rating *(Data)*	Rating *(Data)*	Rating *(Data)*	Rating *(Data)*	Rating *(Data)*	Rating *(Data)*	Rating *(Data)*
Area 1. Size of Government					**6.06**	**6.04**	**6.55**
A. Government consumption					7.41 *(14.80)*	7.32 *(15.10)*	7.33 *(15.07)*
B. Transfers and subsidies					9.83 *(1.11)*	9.85 *(1.05)*	9.88 *(0.96)*
C. Government enterprises and investment				0.00 *(52.72)*	0.00 *(52.72)*	0.00 *(52.72)*	2.00 *(49.02)*
D. Top marginal tax rate					7.00	7.00	7.00
(i) Top marginal income tax rate					7.00 *(33)*	7.00 *(33)*	7.00 *(33)*
(ii) Top marginal income and payroll tax rate					7.00 *(33)*	7.00 *(33)*	7.00 *(33)*
Area 2. Legal System and Property Rights					**5.02**	**4.80**	**4.91**
A. Judicial independence					4.32	3.79	4.11
B. Impartial courts					4.21	3.80	4.44
C. Protection of property rights					5.62	5.06	5.29
D. Military interference in rule of law and politics					6.20	6.20	5.20
E. Integrity of the legal system							
F. Legal enforcement of contracts					1.59	1.59	1.59
G. Regulatory restrictions on sale of real property					7.27	7.27	7.27
H. Reliability of police					5.39	5.27	5.47
I. Business costs of crime					5.58	5.43	5.90
Area 3. Sound Money					**9.14**	**7.84**	**7.65**
A. Money growth					9.10 *(4.50)*	9.25 *(3.74)*	9.00 *(4.98)*
B. Standard deviation of inflation					7.59 *(6.03)*	8.34 *(4.14)*	8.38 *(4.05)*
C. Inflation: most recent year					9.86 *(0.70)*	8.78 *(6.11)*	8.21 *(8.94)*
D. Freedom to own foreign currency bank accounts					10.00	5.00	5.00
Area 4. Freedom to Trade Internationally					**6.70**	**6.72**	**6.80**
A. Tariffs					6.77	6.69	6.84
(i) Revenue from trade taxes (% of trade sector)							
(ii) Mean tariff rate					8.46 *(7.70)*	8.46 *(7.70)*	8.48 *(7.60)*
(iii) Standard deviation of tariff rates					5.07 *(12.32)*	4.92 *(12.71)*	5.20 *(12.01)*
B. Regulatory trade barriers					5.88	5.99	6.35
(i) Non-tariff trade barriers					4.80	5.01	5.39
(ii) Compliance cost of importing and exporting					6.97	6.97	7.30
C. Black-market exchange rates					10.00	10.00	10.00
D. Controls of the movement of capital and people					4.14	4.22	4.00
(i) Foreign ownership/investment restrictions					6.08	6.34	5.67
(ii) Capital controls					0.77	0.77	0.77
(iii) Freedom of foreigners to visit					5.56	5.56	5.56
Area 5. Regulation					**7.80**	**7.78**	**7.57**
A. Credit Market regulations					8.99	8.90	8.05
(i) Ownership of banks					8.00	8.00	8.00
(ii) Private sector credit				8.89	8.98	8.69	6.14
(iii) Interest rate controls/negative real interest rates					10.00	10.00	10.00
B. Labor Market regulations					7.73	7.82	7.87
(i) Hiring regulations and minimum wage					10.00	10.00	10.00
(ii) Hiring and firing regulations					3.84	3.78	4.03
(iii) Centralized collective bargaining					5.65	6.23	6.28
(iv) Hours regulations					10.00	10.00	10.00
(v) Mandated cost of worker dismissal					6.89	6.89	6.89
(vi) Conscription					10.00	10.00	10.00
C. Business regulations					6.68	6.63	6.79
(i) Administrative requirements					3.58	3.39	3.95
(ii) Bureaucracy costs					6.17	6.17	6.17
(iii) Starting a business					7.90	7.95	8.49
(iv) Extra payments/bribes/favoritism					4.46	4.22	4.18
(v) Licensing restrictions					9.16	9.20	9.17
(vi) Cost of tax compliance					8.83	8.83	8.77

Sweden

	1980	1990	2000	2005	2010	2011	2012
Chain-Linked	Rating (Rank)	Rating (Rank)	Rating (Rank)	Rating (Rank)	Rating (Rank)	Rating (Rank)	Rating (Rank)
Summary Rating (Rank) ➤	**5.68** (37)	**7.11** (21)	**7.62** (20)	**7.58** (30)	**7.65** (20)	**7.59** (22)	**7.56** (24)
Area 1. Size of Government	1.63 (105)	2.62 (110)	3.17 (117)	3.67 (120)	3.72 (119)	3.75 (119)	3.65 (120)
Area 2. Legal System and Property Rights	6.61 (23)	8.35 (11)	9.02 (13)	8.98 (11)	9.20 (1)	9.04 (4)	8.97 (6)
Area 3. Sound Money	7.56 (26)	8.03 (31)	9.84 (1)	9.71 (3)	9.64 (12)	9.63 (8)	9.72 (4)
Area 4. Freedom to Trade Internationally	6.44 (29)	9.46 (3)	8.89 (21)	8.19 (21)	8.18 (20)	7.94 (27)	7.81 (32)
Area 5. Regulation	6.35 (26)	7.22 (14)	7.17 (33)	7.33 (31)	7.53 (18)	7.59 (21)	7.63 (21)
Unadjusted							
Summary Rating (Rank) ➤	**5.66** (39)	**7.06** (18)	**7.62** (19)	**7.49** (33)	**7.56** (21)	**7.50** (28)	**7.47** (32)
	Rating *(Data)*	Rating *(Data)*	Rating *(Data)*	Rating *(Data)*	Rating *(Data)*	Rating *(Data)*	Rating *(Data)*
Area 1. Size of Government	**1.63**	**2.62**	**3.17**	**3.67**	**3.72**	**3.75**	**3.65**
A. Government consumption	1.10 *(36.25)*	1.49 *(34.95)*	1.68 *(34.28)*	1.17 *(36.03)*	1.27 *(35.69)*	1.29 *(35.60)*	1.26 *(35.70)*
B. Transfers and subsidies	3.41 *(24.70)*	1.99 *(29.90)*	3.98 *(22.59)*	4.00 *(22.51)*	4.60 *(20.32)*	4.70 *(19.96)*	4.34 *(21.27)*
C. Government enterprises and investment	2.00 *(41.20)*	7.00 *(22.80)*	6.00 *(28.30)*	8.00 *(17.13)*	8.00 *(19.28)*	8.00 *(18.61)*	8.00 *(17.10)*
D. Top marginal tax rate	0.00	0.00	1.00	1.50	1.00	1.00	1.00
(i) Top marginal income tax rate	0.00 *(87)*	0.00 *(61-68)*	2.00 *(51-58)*	3.00 *(52-59)*	2.00 *(52-59)*	2.00 *(56)*	2.00 *(56)*
(ii) Top marginal income and payroll tax rate		0.00 *(79-86)*	0.00 *(68.4-75.4)*	0.00 *(66)*	0.00 *(63-69)*	0.00 *(67)*	0.00 *(67)*
Area 2. Legal System and Property Rights	**6.61**	**8.35**	**9.02**	**8.17**	**8.38**	**8.23**	**8.16**
A. Judicial independence			8.68	8.11	9.12	8.68	8.59
B. Impartial courts			8.35	8.72	8.01	7.60	7.59
C. Protection of property rights			8.08	8.71	8.70	8.17	8.10
D. Military interference in rule of law and politics			10.00	9.17	9.17	9.17	9.17
E. Integrity of the legal system			10.00	10.00	10.00	10.00	10.00
F. Legal enforcement of contracts				4.73	4.74	6.20	6.20
G. Regulatory restrictions on sale of real property				8.73	8.45	8.02	8.06
H. Reliability of police				7.37	8.86	8.43	8.22
I. Business costs of crime				8.03	8.34	7.81	7.53
Area 3. Sound Money	**7.56**	**8.03**	**9.84**	**9.71**	**9.64**	**9.63**	**9.72**
A. Money growth	8.18 *(9.11)*	9.44 *(2.78)*	9.71 *(1.47)*	9.25 *(3.77)*	9.16 *(4.19)*	9.53 *(2.37)*	9.43 *(2.85)*
B. Standard deviation of inflation	9.41 *(1.47)*	9.44 *(1.40)*	9.83 *(0.44)*	9.69 *(0.79)*	9.65 *(0.88)*	9.59 *(1.03)*	9.63 *(0.93)*
C. Inflation: most recent year	7.66 *(11.72)*	8.23 *(8.84)*	9.82 *(0.90)*	9.91 *(0.45)*	9.77 *(1.16)*	9.41 *(2.96)*	9.82 *(0.89)*
D. Freedom to own foreign currency bank accounts	5.00	5.00	10.00	10.00	10.00	10.00	10.00
Area 4. Freedom to Trade Internationally	**6.67**	**9.65**	**8.89**	**8.27**	**8.26**	**8.01**	**7.89**
A. Tariffs	9.02	8.96	9.18	8.39	8.34	8.27	8.21
(i) Revenue from trade taxes (% of trade sector)	9.53 *(0.70)*	9.73 *(0.40)*	9.78 *(0.33)*	9.59 *(0.62)*	9.63 *(0.55)*	9.66 *(0.51)*	9.63 *(0.55)*
(ii) Mean tariff rate	8.50 *(7.50)*	9.06 *(4.70)*	9.52 *(2.40)*	9.46 *(2.70)*	8.98 *(5.10)*	8.94 *(5.30)*	8.90 *(5.50)*
(iii) Standard deviation of tariff rates		8.08 *(4.80)*	8.24 *(4.40)*	6.13 *(9.67)*	6.41 *(8.98)*	6.23 *(9.43)*	6.11 *(9.74)*
B. Regulatory trade barriers			9.15	8.71	8.84	8.16	7.78
(i) Non-tariff trade barriers			8.80	8.30	8.56	7.20	6.52
(ii) Compliance cost of importing and exporting			9.50	9.12	9.12	9.12	9.04
C. Black-market exchange rates	9.00	10.00	10.00	10.00	10.00	10.00	10.00
D. Controls of the movement of capital and people	2.00	10.00	7.22	5.97	5.85	5.61	5.55
(i) Foreign ownership/investment restrictions			9.05	8.24	7.90	7.17	7.01
(ii) Capital controls	2.00	10.00	5.38	3.08	3.08	3.08	3.08
(iii) Freedom of foreigners to visit				6.58	6.58	6.58	6.58
Area 5. Regulation	**5.85**	**6.64**	**7.17**	**7.61**	**7.81**	**7.87**	**7.91**
A. Credit Market regulations	7.59	9.33	10.00	9.74	9.97	10.00	9.95
(i) Ownership of banks	8.00	8.00	10.00	10.00	10.00	10.00	10.00
(ii) Private sector credit	6.76	10.00	10.00	9.22	9.91	10.00	9.86
(iii) Interest rate controls/negative real interest rates	8.00	10.00	10.00	10.00	10.00	10.00	10.00
B. Labor Market regulations	4.11	3.95	3.38	5.06	6.43	6.66	6.80
(i) Hiring regulations and minimum wage			4.41	8.30	6.67	6.67	6.67
(ii) Hiring and firing regulations		3.93	2.18	1.92	2.52	3.18	3.91
(iii) Centralized collective bargaining	4.49	4.49	3.78	3.56	3.41	4.12	4.22
(iv) Hours regulations	4.84	4.40	3.51	6.00	6.00	6.00	6.00
(v) Mandated cost of worker dismissal				7.59	10.00	10.00	10.00
(vi) Conscription	3.00	3.00	3.00	3.00	10.00	10.00	10.00
C. Business regulations			8.14	8.02	7.02	6.96	6.98
(i) Administrative requirements			7.27	3.73	4.76	4.99	5.25
(ii) Bureaucracy costs			8.30	8.26	1.28	1.28	1.28
(iii) Starting a business			7.87	9.40	9.47	9.44	9.44
(iv) Extra payments/bribes/favoritism			9.12	9.30	9.12	8.52	8.40
(v) Licensing restrictions				8.82	8.88	8.89	8.89
(vi) Cost of tax compliance				8.63	8.63	8.63	8.63

Switzerland

	1980	1990	2000	2005	2010	2011	2012
Chain-Linked	Rating (Rank)	Rating (Rank)	Rating (Rank)	Rating (Rank)	Rating (Rank)	Rating (Rank)	Rating (Rank)
Summary Rating (Rank) ➤	**7.99** (2)	**8.15** (4)	**8.63** (3)	**8.20** (8)	**8.08** (5)	**8.07** (6)	**8.03** (7)
Area 1. Size of Government	6.61 (16)	6.43 (31)	7.00 (36)	7.04 (49)	6.89 (48)	6.92 (46)	6.92 (49)
Area 2. Legal System and Property Rights	8.13 (2)	8.35 (4)	9.27 (7)	8.94 (12)	8.76 (10)	8.78 (8)	8.57 (10)
Area 3. Sound Money	9.59 (1)	9.72 (4)	9.70 (6)	9.61 (11)	9.39 (31)	9.33 (33)	9.40 (33)
Area 4. Freedom to Trade Internationally	9.03 (4)	9.09 (8)	9.49 (3)	7.33 (52)	7.30 (53)	7.16 (58)	7.12 (56)
Area 5. Regulation	6.50 (22)	7.16 (17)	7.70 (9)	8.02 (11)	7.96 (8)	8.04 (7)	8.04 (9)
Unadjusted							
Summary Rating (Rank) ➤	**7.99** (4)	**8.21** (4)	**8.63** (3)	**8.37** (4)	**8.24** (3)	**8.23** (3)	**8.19** (4)
	Rating *(Data)*	Rating *(Data)*	Rating *(Data)*	Rating *(Data)*	Rating *(Data)*	Rating *(Data)*	Rating *(Data)*
Area 1. Size of Government	**6.78**	**6.43**	**7.00**	**7.88**	**7.71**	**7.75**	**7.75**
A. Government consumption	6.86 *(16.68)*	6.01 *(19.55)*	7.16 *(15.64)*	7.08 *(15.91)*	6.91 *(16.52)*	7.00 *(16.20)*	6.97 *(16.30)*
B. Transfers and subsidies	6.49 *(13.40)*	5.78 *(16.00)*	5.85 *(15.75)*	6.42 *(13.65)*	5.92 *(15.47)*	6.00 *(15.18)*	6.03 *(15.08)*
C. Government enterprises and investment				10.00 *(10.32)*	10.00 *(11.02)*	10.00 *(11.30)*	10.00 *(11.30)*
D. Top marginal tax rate	7.00	7.50	8.00	8.00	8.00	8.00	8.00
(i) Top marginal income tax rate	7.00 *(31-44)*	8.00 *(33-43)*	9.00 *(31-40)*	9.00 *(26-42)*	9.00 *(26-42)*	9.00 *(26-42)*	9.00 *(26-42)*
(ii) Top marginal income and payroll tax rate		7.00 *(36-46)*	7.00 *(39-48)*	7.00 *(34-50)*	7.00 *(35-49)*	7.00 *(35-49)*	7.00 *(35-49)*
Area 2. Legal System and Property Rights	**8.13**	**8.35**	**9.27**	**8.72**	**8.55**	**8.56**	**8.36**
A. Judicial independence			8.68	8.63	9.01	8.79	8.47
B. Impartial courts			8.52	8.61	7.50	7.73	7.47
C. Protection of property rights			9.17	9.28	9.07	9.07	8.74
D. Military interference in rule of law and politics			10.00	10.00	10.00	10.00	10.00
E. Integrity of the legal system			10.00	8.33	8.33	8.33	8.33
F. Legal enforcement of contracts				6.03	6.07	6.07	6.07
G. Regulatory restrictions on sale of real property				9.57	9.57	9.57	9.60
H. Reliability of police				9.06	8.86	8.96	8.76
I. Business costs of crime				9.00	8.50	8.56	7.78
Area 3. Sound Money	**9.59**	**9.72**	**9.70**	**9.61**	**9.39**	**9.33**	**9.40**
A. Money growth	9.35 *(3.25)*	9.93 *(0.33)*	9.28 *(3.60)*	8.94 *(5.28)*	8.06 *(9.71)*	7.74 *(11.29)*	8.10 *(9.49)*
B. Standard deviation of inflation	9.55 *(1.13)*	9.78 *(0.55)*	9.83 *(0.42)*	9.75 *(0.63)*	9.64 *(0.89)*	9.63 *(0.93)*	9.64 *(0.91)*
C. Inflation: most recent year	9.46 *(2.71)*	9.15 *(4.27)*	9.69 *(1.54)*	9.77 *(1.17)*	9.86 *(0.70)*	9.95 *(0.23)*	9.87 *(-0.67)*
D. Freedom to own foreign currency bank accounts	10.00	10.00	10.00	10.00	10.00	10.00	10.00
Area 4. Freedom to Trade Internationally	**9.58**	**9.76**	**9.49**	**7.42**	**7.39**	**7.24**	**7.20**
A. Tariffs	8.74	9.28	9.92	6.43	6.29	5.90	5.98
(i) Revenue from trade taxes (% of trade sector)	8.40 *(2.40)*	8.73 *(1.90)*	9.79 *(0.31)*	9.84 *(0.24)*	9.22 *(1.17)*	9.25 *(1.13)*	9.25 *(1.13)*
(ii) Mean tariff rate	9.08 *(4.60)*	9.12 *(4.40)*	10.00 *(0.00)*	9.46 *(2.70)*	8.96 *(5.20)*	8.44 *(7.80)*	8.70 *(6.50)*
(iii) Standard deviation of tariff rates		10.00 *(0.00)*	9.96 *(0.10)*	0.00 *(30.48)*	0.68 *(23.30)*	0.00 *(34.55)*	0.00 *(30.62)*
B. Regulatory trade barriers			8.94	7.00	7.16	7.03	6.94
(i) Non-tariff trade barriers			8.22	5.07	5.40	5.12	4.88
(ii) Compliance cost of importing and exporting			9.67	8.93	8.93	8.93	8.99
C. Black-market exchange rates	10.00	10.00	10.00	10.00	10.00	10.00	10.00
D. Controls of the movement of capital and people	10.00	10.00	9.08	6.24	6.09	6.03	5.87
(i) Foreign ownership/investment restrictions			9.70	7.96	7.51	7.33	6.85
(ii) Capital controls	10.00	10.00	8.46	3.85	3.85	3.85	3.85
(iii) Freedom of foreigners to visit				6.92	6.92	6.92	6.92
Area 5. Regulation	**5.85**	**6.82**	**7.70**	**8.24**	**8.18**	**8.26**	**8.26**
A. Credit Market regulations	6.69	8.15	9.33	9.29	9.33	9.33	9.33
(i) Ownership of banks	5.00	5.00	8.00	8.00	8.00	8.00	8.00
(ii) Private sector credit	9.07	9.46	10.00	9.88	10.00	10.00	10.00
(iii) Interest rate controls/negative real interest rates	6.00	10.00	10.00	10.00	10.00	10.00	10.00
B. Labor Market regulations	5.01	5.48	5.70	7.61	8.19	8.41	8.43
(i) Hiring regulations and minimum wage			4.56	10.00	8.33	10.00	10.00
(ii) Hiring and firing regulations		7.71	5.62	7.79	7.95	7.72	7.72
(iii) Centralized collective bargaining	6.21	6.21	7.80	8.06	7.86	7.76	7.85
(iv) Hours regulations	5.81	5.01	5.51	6.00	10.00	10.00	10.00
(v) Mandated cost of worker dismissal				8.79	10.00	10.00	10.00
(vi) Conscription	3.00	3.00	5.00	5.00	5.00	5.00	5.00
C. Business regulations			8.06	7.82	7.02	7.04	7.02
(i) Administrative requirements			7.30	5.11	5.23	5.49	5.38
(ii) Bureaucracy costs			9.08	5.99	1.48	1.48	1.48
(iii) Starting a business			7.67	9.29	9.31	9.32	9.32
(iv) Extra payments/bribes/favoritism			8.18	8.92	8.44	8.32	8.31
(v) Licensing restrictions				8.30	8.34	8.34	8.34
(vi) Cost of tax compliance				9.29	9.29	9.29	9.29

Syria

	1980	1990	2000	2005	2010	2011	2012
Chain-Linked	Rating (Rank)	Rating (Rank)	Rating (Rank)	Rating (Rank)	Rating (Rank)		
Summary Rating (Rank) ➤	**3.31** (98)	**3.53** (105)	**4.92** (115)	**5.55** (112)	**5.75** (112)		
Area 1. Size of Government	2.09 (104)	4.38 (87)	3.75 (113)	3.90 (117)	4.21 (115)		
Area 2. Legal System and Property Rights	1.76 (87)	3.02 (91)	5.44 (70)	5.48 (71)	4.90 (79)		
Area 3. Sound Money	8.18 (16)	5.58 (86)	6.46 (100)	7.39 (80)	7.28 (87)		
Area 4. Freedom to Trade Internationally	2.08 (78)	2.10 (96)	5.06 (112)	6.95 (68)	7.23 (56)		
Area 5. Regulation	2.65 (98)	2.77 (110)	3.90 (122)	4.14 (122)	4.93 (119)		
Unadjusted							
Summary Rating (Rank) ➤	**3.77** (93)	**3.46** (106)	**4.92** (115)	**5.85** (119)	**6.21** (123)		
	Rating *(Data)*	Rating *(Data)*	Rating *(Data)*	Rating *(Data)*	Rating *(Data)*		
Area 1. Size of Government	**3.84**	**4.38**	**3.75**	**5.72**	**6.52**		
A. Government consumption	4.17 *(25.82)*	6.76 *(17.03)*	7.50 *(14.51)*	7.16 *(15.65)*	8.11 *(12.41)*		
B. Transfers and subsidies	7.36 *(10.20)*				8.97 *(4.29)*		
C. Government enterprises and investment	0.00 *(59.50)*	2.00 *(45.00)*	0.00 *(63.64)*	2.00 *(46.40)*	2.00 *(48.37)*		
D. Top marginal tax rate				8.00	7.00		
(i) Top marginal income tax rate				8.00 *(28)*	9.00 *(22)*		
(ii) Top marginal income and payroll tax rate					5.00 *(39)*		
Area 2. Legal System and Property Rights	**1.76**	**3.02**	**5.44**	**4.84**	**5.06**		
A. Judicial independence					2.93		
B. Impartial courts			4.64	4.80	3.26		
C. Protection of property rights					6.13		
D. Military interference in rule of law and politics			3.33	3.33	3.33		
E. Integrity of the legal system			8.33	8.33	8.33		
F. Legal enforcement of contracts				3.22	3.22		
G. Regulatory restrictions on sale of real property				4.49	4.64		
H. Reliability of police					4.36		
I. Business costs of crime					9.37		
Area 3. Sound Money	**8.18**	**5.58**	**6.46**	**7.39**	**7.28**		
A. Money growth	7.66 *(11.72)*	7.42 *(12.90)*	9.16 *(4.20)*	8.01 *(9.93)*	9.03 *(4.84)*		
B. Standard deviation of inflation	8.56 *(3.60)*	8.75 *(3.13)*	7.47 *(6.33)*	8.00 *(4.99)*	5.95 *(10.12)*		
C. Inflation: most recent year	6.51 *(17.47)*	6.13 *(19.33)*	9.23 *(-3.85)*	8.55 *(7.24)*	9.12 *(4.40)*		
D. Freedom to own foreign currency bank accounts	10.00	0.00	0.00	5.00	5.00		
Area 4. Freedom to Trade Internationally	**2.30**	**1.55**	**5.06**	**5.77**	**5.98**		
A. Tariffs	3.90	4.66	5.17	5.44	6.24		
(i) Revenue from trade taxes (% of trade sector)	5.27 *(7.10)*	8.07 *(2.90)*	7.55 *(3.67)*	8.35 *(2.48)*	8.37 *(2.45)*		
(ii) Mean tariff rate	2.54 *(37.30)*	5.92 *(20.40)*	6.08 *(19.60)*	6.08 *(19.60)*	7.16 *(14.20)*		
(iii) Standard deviation of tariff rates		0.00 *(27.70)*	1.89 *(20.28)*	1.89 *(20.28)*	3.18 *(17.04)*		
B. Regulatory trade barriers				7.14	6.12		
(i) Non-tariff trade barriers					4.64		
(ii) Compliance cost of importing and exporting				7.14	7.60		
C. Black-market exchange rates	3.00	0.00	10.00	10.00	10.00		
D. Controls of the movement of capital and people	0.00	0.00	0.00	0.50	1.58		
(i) Foreign ownership/investment restrictions					3.90		
(ii) Capital controls	0.00	0.00	0.00	1.00	0.83		
(iii) Freedom of foreigners to visit				0.00	0.00		
Area 5. Regulation	**2.75**	**2.77**	**3.90**	**5.54**	**6.21**		
A. Credit Market regulations	0.82	0.78	3.79	4.39	7.08		
(i) Ownership of banks	0.00	0.00	0.00	0.00	2.00		
(ii) Private sector credit	1.63	2.33	2.38	4.18	9.24		
(iii) Interest rate controls/negative real interest rates		0.00	9.00	9.00	10.00		
B. Labor Market regulations				5.65	5.58		
(i) Hiring regulations and minimum wage				10.00	6.10		
(ii) Hiring and firing regulations					4.27		
(iii) Centralized collective bargaining					7.13		
(iv) Hours regulations				10.00	6.00		
(v) Mandated cost of worker dismissal				2.58	10.00		
(vi) Conscription	0.00	0.00	0.00	0.00	0.00		
C. Business regulations				6.57	5.96		
(i) Administrative requirements					2.46		
(ii) Bureaucracy costs					6.18		
(iii) Starting a business				5.07	8.99		
(iv) Extra payments/bribes/favoritism					3.61		
(v) Licensing restrictions				8.40	8.31		
(vi) Cost of tax compliance				6.23	6.23		

Because of events in Syria, data for 2011 and 2012 are not included on this table and Syria is not included in this year's rankings.

Taiwan

	1980	1990	2000	2005	2010	2011	2012
Chain-Linked	Rating (Rank)	Rating (Rank)	Rating (Rank)	Rating (Rank)	Rating (Rank)	Rating (Rank)	Rating (Rank)
Summary Rating (Rank) ➤	**6.58** (16)	**7.30** (15)	**7.45** (31)	**7.67** (22)	**7.81** (12)	**7.82** (11)	**7.79** (15)
Area 1. Size of Government	4.96 (55)	5.40 (63)	6.73 (46)	7.21 (42)	7.51 (29)	7.50 (29)	7.47 (32)
Area 2. Legal System and Property Rights	7.83 (10)	7.25 (25)	6.08 (58)	6.54 (50)	6.86 (41)	6.88 (40)	6.78 (40)
Area 3. Sound Money	8.05 (19)	9.42 (14)	9.46 (23)	9.58 (12)	9.63 (14)	9.55 (18)	9.42 (30)
Area 4. Freedom to Trade Internationally	6.66 (25)	8.10 (18)	8.46 (31)	8.13 (22)	8.08 (25)	8.10 (24)	8.12 (22)
Area 5. Regulation	5.34 (55)	6.28 (38)	6.50 (50)	6.89 (56)	7.00 (44)	7.10 (46)	7.20 (46)
Unadjusted							
Summary Rating (Rank) ➤	**6.35** (21)	**7.18** (16)	**7.45** (29)	**7.59** (26)	**7.73** (17)	**7.74** (14)	**7.71** (18)
	Rating *(Data)*	Rating *(Data)*	Rating *(Data)*	Rating *(Data)*	Rating *(Data)*	Rating *(Data)*	Rating *(Data)*
Area 1. Size of Government	**4.96**	**5.40**	**6.73**	**7.21**	**7.51**	**7.50**	**7.47**
A. Government consumption	4.82 *(23.60)*	4.74 *(23.90)*	6.69 *(17.25)*	6.53 *(17.78)*	6.73 *(17.13)*	6.74 *(17.10)*	6.74 *(17.10)*
B. Transfers and subsidies	10.00 *(0.35)*	9.87 *(0.99)*	9.21 *(3.40)*	9.32 *(3.00)*	9.32 *(3.00)*	9.26 *(3.20)*	9.13 *(3.70)*
C. Government enterprises and investment	2.00 *(44.30)*	2.00 *(44.30)*	4.00 *(30.23)*	6.00 *(25.48)*	7.00 *(24.61)*	7.00 *(23.89)*	7.00 *(21.86)*
D. Top marginal tax rate	3.00	5.00	7.00	7.00	7.00	7.00	7.00
(i) Top marginal income tax rate	3.00 *(60)*	5.00 *(50)*	7.00 *(40)*	7.00 *(40)*	7.00 *(40)*	7.00 *(40)*	7.00 *(40)*
(ii) Top marginal income and payroll tax rate		5.00 *(50)*	7.00 *(40)*	7.00 *(40)*	7.00 *(40)*	7.00 *(40)*	7.00 *(40)*
Area 2. Legal System and Property Rights	**7.83**	**7.25**	**6.08**	**6.69**	**7.02**	**7.03**	**6.94**
A. Judicial independence			5.34	5.05	6.09	6.06	5.90
B. Impartial courts			5.68	5.69	5.42	5.45	4.94
C. Protection of property rights			6.07	7.15	8.08	8.09	7.99
D. Military interference in rule of law and politics			6.67	6.67	6.67	6.67	6.67
E. Integrity of the legal system			6.67	8.33	8.33	8.33	8.33
F. Legal enforcement of contracts				5.55	5.55	5.55	5.55
G. Regulatory restrictions on sale of real property				7.87	7.87	7.87	7.89
H. Reliability of police				6.59	7.35	7.22	6.95
I. Business costs of crime				7.32	7.78	8.06	8.20
Area 3. Sound Money	**8.05**	**9.42**	**9.46**	**9.58**	**9.63**	**9.55**	**9.42**
A. Money growth	8.24 *(8.79)*	9.18 *(4.09)*	9.50 *(-2.52)*	8.95 *(5.27)*	9.27 *(3.65)*	9.11 *(4.45)*	8.82 *(5.92)*
B. Standard deviation of inflation	7.76 *(5.60)*	9.32 *(1.71)*	9.09 *(2.28)*	9.64 *(0.90)*	9.46 *(1.35)*	9.36 *(1.60)*	9.25 *(1.87)*
C. Inflation: most recent year	6.20 *(19.00)*	9.18 *(4.10)*	9.27 *(3.67)*	9.75 *(1.26)*	9.81 *(0.97)*	9.72 *(1.42)*	9.62 *(1.90)*
D. Freedom to own foreign currency bank accounts	10.00	10.00	10.00	10.00	10.00	10.00	10.00
Area 4. Freedom to Trade Internationally	**6.47**	**7.78**	**8.46**	**7.74**	**7.69**	**7.71**	**7.73**
A. Tariffs	7.60	8.33	7.98	7.41	7.72	7.70	7.72
(i) Revenue from trade taxes (% of trade sector)	7.60 *(3.60)*	8.60 *(2.10)*	8.98 *(1.52)*	9.61 *(0.58)*	9.64 *(0.54)*	9.63 *(0.56)*	9.63 *(0.56)*
(ii) Mean tariff rate		8.06 *(9.70)*	8.24 *(8.80)*	8.72 *(6.40)*	8.78 *(6.10)*	8.78 *(6.10)*	8.78 *(6.10)*
(iii) Standard deviation of tariff rates			6.72 *(8.20)*	3.88 *(15.30)*	4.73 *(13.18)*	4.68 *(13.30)*	4.75 *(13.12)*
B. Regulatory trade barriers			8.23	7.67	7.24	7.29	7.48
(i) Non-tariff trade barriers			7.13	7.02	6.07	5.89	6.25
(ii) Compliance cost of importing and exporting			9.33	8.33	8.41	8.70	8.70
C. Black-market exchange rates	9.80	10.00	10.00	10.00	10.00	10.00	10.00
D. Controls of the movement of capital and people	2.00	5.00	7.63	5.87	5.81	5.84	5.73
(i) Foreign ownership/investment restrictions			7.63	7.44	7.31	7.37	7.16
(ii) Capital controls	2.00	5.00					
(iii) Freedom of foreigners to visit				4.31	4.31	4.31	4.31
Area 5. Regulation	**4.46**	**6.03**	**6.50**	**6.70**	**6.81**	**6.91**	**7.01**
A. Credit Market regulations	5.26	7.33	7.33	8.76	8.67	8.68	8.94
(i) Ownership of banks	0.00	2.00	2.00	8.00	8.00	8.00	8.00
(ii) Private sector credit	7.79	10.00	10.00	8.29	8.01	8.03	8.81
(iii) Interest rate controls/negative real interest rates	8.00	10.00	10.00	10.00	10.00	10.00	10.00
B. Labor Market regulations		4.73	4.51	4.34	5.02	4.97	5.07
(i) Hiring regulations and minimum wage			3.78	2.20	2.23	2.23	2.23
(ii) Hiring and firing regulations		6.26	4.60	5.92	4.68	4.52	5.20
(iii) Centralized collective bargaining		7.93	7.98	8.36	7.71	7.54	7.49
(iv) Hours regulations			6.18	8.00	10.00	10.00	10.00
(v) Mandated cost of worker dismissal				1.56	2.52	2.52	2.52
(vi) Conscription	0.00	0.00	0.00	0.00	3.00	3.00	3.00
C. Business regulations			7.67	7.00	6.74	7.08	7.01
(i) Administrative requirements			7.63	5.21	4.63	5.82	5.46
(ii) Bureaucracy costs			7.35	6.52	3.43	3.43	3.43
(iii) Starting a business			7.58	7.76	9.65	9.65	9.66
(iv) Extra payments/bribes/favoritism			8.09	7.95	6.67	6.67	6.63
(v) Licensing restrictions				8.41	8.80	9.36	9.36
(vi) Cost of tax compliance				6.19	7.25	7.52	7.52

Tajikistan

	1980	1990	2000	2005	2010	2011	2012
Chain-Linked	Rating (Rank)	Rating (Rank)	Rating (Rank)	Rating (Rank)	Rating (Rank)	Rating (Rank)	Rating (Rank)
Summary Rating (Rank) ➤							
Area 1. Size of Government							
Area 2. Legal System and Property Rights							
Area 3. Sound Money							
Area 4. Freedom to Trade Internationally							
Area 5. Regulation							

Unadjusted							
Summary Rating (Rank) ➤					**6.31** (114)	**6.43** (108)	**6.67** (97)
	Rating *(Data)*	Rating *(Data)*	Rating *(Data)*	Rating *(Data)*	Rating *(Data)*	Rating *(Data)*	Rating *(Data)*
Area 1. Size of Government					**6.46**	**6.42**	**6.79**
A. Government consumption					8.26 *(11.90)*	8.11 *(12.43)*	9.59 *(7.40)*
B. Transfers and subsidies					9.06 *(3.94)*	9.06 *(3.94)*	9.06 *(3.94)*
C. Government enterprises and investment				0.00 *(56.65)*	0.00 *(62.56)*	0.00 *(62.76)*	0.00 *(74.03)*
D. Top marginal tax rate					8.50	8.50	8.50
(i) Top marginal income tax rate					10.00 *(13)*	10.00 *(13)*	10.00 *(13)*
(ii) Top marginal income and payroll tax rate					7.00 *(31)*	7.00 *(31)*	7.00 *(31)*
Area 2. Legal System and Property Rights				**5.11**	**5.39**	**5.43**	**5.16**
A. Judicial independence					4.53	4.90	4.90
B. Impartial courts					4.92	5.05	3.48
C. Protection of property rights					4.63	4.68	4.68
D. Military interference in rule of law and politics					3.90	3.90	3.20
E. Integrity of the legal system							
F. Legal enforcement of contracts					5.67	5.67	5.67
G. Regulatory restrictions on sale of real property					7.56	7.89	7.95
H. Reliability of police				5.38	5.15	5.08	5.08
I. Business costs of crime				4.83	6.76	6.28	6.28
Area 3. Sound Money					**7.51**	**7.88**	**8.74**
A. Money growth					9.82 *(-0.88)*	7.67 *(-11.66)*	9.21 *(-3.97)*
B. Standard deviation of inflation					6.51 *(8.72)*	6.33 *(9.18)*	6.91 *(7.72)*
C. Inflation: most recent year					8.72 *(6.42)*	7.51 *(12.43)*	8.83 *(5.83)*
D. Freedom to own foreign currency bank accounts					5.00	10.00	10.00
Area 4. Freedom to Trade Internationally					**5.63**	**5.86**	**5.89**
A. Tariffs					7.97	7.97	8.10
(i) Revenue from trade taxes (% of trade sector)					*(1.22)*	*(1.22)*	*(1.22)*
(ii) Mean tariff rate					8.44 *(7.80)*	8.44 *(7.80)*	8.44 *(7.80)*
(iii) Standard deviation of tariff rates					7.50 *(6.24)*	7.50 *(6.24)*	7.75 *(5.62)*
B. Regulatory trade barriers					2.38	2.74	2.74
(i) Non-tariff trade barriers					4.75	4.98	4.98
(ii) Compliance cost of importing and exporting					0.00	0.50	0.50
C. Black-market exchange rates					10.00	10.00	10.00
D. Controls of the movement of capital and people					2.18	2.72	2.72
(i) Foreign ownership/investment restrictions					4.62	4.73	4.73
(ii) Capital controls					0.77	2.31	2.31
(iii) Freedom of foreigners to visit					1.13	1.13	1.13
Area 5. Regulation					**6.56**	**6.54**	**6.76**
A. Credit Market regulations					8.33	8.15	8.84
(i) Ownership of banks					8.00	8.00	8.00
(ii) Private sector credit				1.51	8.99	8.45	8.52
(iii) Interest rate controls/negative real interest rates					8.00	8.00	10.00
B. Labor Market regulations					5.24	5.24	5.24
(i) Hiring regulations and minimum wage					6.67	6.67	6.67
(ii) Hiring and firing regulations					5.51	5.32	5.32
(iii) Centralized collective bargaining					7.11	7.31	7.31
(iv) Hours regulations					4.00	4.00	4.00
(v) Mandated cost of worker dismissal					8.13	8.13	8.13
(vi) Conscription					0.00	0.00	0.00
C. Business regulations					6.11	6.23	6.20
(i) Administrative requirements					4.85	5.34	5.34
(ii) Bureaucracy costs					5.53	5.53	5.53
(iii) Starting a business					8.88	8.95	8.67
(iv) Extra payments/bribes/favoritism					4.26	4.03	4.03
(v) Licensing restrictions					5.66	6.04	6.11
(vi) Cost of tax compliance					7.49	7.49	7.49

Tanzania

	1980	1990	2000	2005	2010	2011	2012
Chain-Linked	Rating (Rank)	Rating (Rank)	Rating (Rank)	Rating (Rank)	Rating (Rank)	Rating (Rank)	Rating (Rank)
Summary Rating (Rank) ➤	**3.65** (94)	**3.87** (102)	**6.07** (84)	**6.36** (86)	**6.54** (81)	**6.59** (82)	**6.47** (86)
Area 1. Size of Government	2.27 (102)	3.58 (100)	5.77 (77)	6.27 (80)	5.48 (87)	5.72 (82)	5.63 (88)
Area 2. Legal System and Property Rights	6.13 (32)	5.21 (57)	6.95 (41)	6.73 (47)	6.83 (42)	6.83 (42)	6.69 (43)
Area 3. Sound Money	4.11 (98)	4.58 (96)	7.59 (67)	7.57 (78)	7.71 (84)	7.42 (85)	7.29 (85)
Area 4. Freedom to Trade Internationally	1.31 (84)	1.50 (100)	5.24 (108)	5.09 (113)	5.54 (107)	5.47 (108)	5.36 (109)
Area 5. Regulation	4.35 (84)	4.51 (95)	4.80 (109)	6.07 (94)	6.86 (58)	7.23 (40)	7.09 (50)
Unadjusted							
Summary Rating (Rank) ➤	**4.41** (78)	**3.88** (101)	**6.07** (88)	**6.35** (98)	**6.78** (86)	**6.83** (85)	**6.71** (94)
	Rating *(Data)*	Rating *(Data)*	Rating *(Data)*	Rating *(Data)*	Rating *(Data)*	Rating *(Data)*	Rating *(Data)*
Area 1. Size of Government	**5.83**	**3.58**	**5.77**	**6.27**	**6.80**	**7.10**	**6.99**
A. Government consumption	7.50 *(14.50)*	6.75 *(17.06)*	8.31 *(11.76)*	6.30 *(18.58)*	5.74 *(20.50)*	5.94 *(19.80)*	5.44 *(21.50)*
B. Transfers and subsidies	10.00 *(0.00)*				9.96 *(0.65)*	9.97 *(0.60)*	10.00 *(0.48)*
C. Government enterprises and investment	0.00 *(53.80)*	2.00 *(40.03)*	4.00 *(34.60)*	7.00 *(24.15)*	6.00 *(26.33)*	7.00 *(24.71)*	7.00 *(22.63)*
D. Top marginal tax rate		2.00	5.00	5.50	5.50	5.50	5.50
(i) Top marginal income tax rate		3.00 *(50)*	7.00 *(31)*	8.00 *(30)*	8.00 *(30)*	8.00 *(30)*	8.00 *(30)*
(ii) Top marginal income and payroll tax rate		1.00 *(57)*	3.00 *(46)*	3.00 *(46)*	3.00 *(48)*	3.00 *(48)*	3.00 *(48)*
Area 2. Legal System and Property Rights	**6.13**	**5.21**	**6.95**	**5.65**	**5.73**	**5.73**	**5.62**
A. Judicial independence				4.91	4.36	4.23	3.72
B. Impartial courts			5.84	4.46	4.65	4.46	4.14
C. Protection of property rights				4.90	4.23	4.35	4.65
D. Military interference in rule of law and politics			6.67	6.67	6.67	6.67	6.67
E. Integrity of the legal system			8.33	8.33	8.33	8.33	8.33
F. Legal enforcement of contracts				6.11	6.11	6.11	5.71
G. Regulatory restrictions on sale of real property				7.10	7.17	7.27	7.24
H. Reliability of police				4.19	4.62	4.30	4.12
I. Business costs of crime				4.18	5.48	5.87	5.97
Area 3. Sound Money	**4.11**	**4.58**	**7.59**	**7.57**	**7.71**	**7.42**	**7.29**
A. Money growth	5.94 *(20.30)*	4.00 *(30.00)*	8.72 *(6.40)*	7.32 *(13.41)*	7.54 *(12.29)*	7.74 *(11.30)*	8.09 *(9.55)*
B. Standard deviation of inflation	6.54 *(8.66)*	8.70 *(3.26)*	7.83 *(5.43)*	9.68 *(0.80)*	9.54 *(1.14)*	9.46 *(1.35)*	9.28 *(1.79)*
C. Inflation: most recent year	3.96 *(30.20)*	5.64 *(21.82)*	8.82 *(5.92)*	8.27 *(8.63)*	8.76 *(6.20)*	7.46 *(12.69)*	6.80 *(16.00)*
D. Freedom to own foreign currency bank accounts	0.00	0.00	5.00	5.00	5.00	5.00	5.00
Area 4. Freedom to Trade Internationally	**1.62**	**1.51**	**5.24**	**6.13**	**6.67**	**6.59**	**6.46**
A. Tariffs	4.87	4.53	4.96	4.94	7.14	7.24	6.84
(i) Revenue from trade taxes (% of trade sector)	4.87 *(7.70)*	5.00 *(7.50)*	2.07 *(11.90)*	2.07 *(11.90)*	8.61 *(2.09)*	8.91 *(1.63)*	7.95 *(3.07)*
(ii) Mean tariff rate		4.06 *(29.70)*	6.18 *(19.10)*	7.42 *(12.90)*	7.50 *(12.50)*	7.50 *(12.50)*	7.42 *(12.90)*
(iii) Standard deviation of tariff rates			6.64 *(8.40)*	5.33 *(11.68)*	5.30 *(11.75)*	5.30 *(11.75)*	5.15 *(12.13)*
B. Regulatory trade barriers				5.60	6.14	5.62	5.57
(i) Non-tariff trade barriers				4.93	5.12	4.52	4.43
(ii) Compliance cost of importing and exporting				6.28	7.16	6.72	6.72
C. Black-market exchange rates	0.00	0.00	10.00	10.00	10.00	10.00	10.00
D. Controls of the movement of capital and people	0.00	0.00	0.77	3.97	3.42	3.50	3.43
(i) Foreign ownership/investment restrictions				7.38	5.72	5.97	5.74
(ii) Capital controls	0.00	0.00	0.77	0.00	0.00	0.00	0.00
(iii) Freedom of foreigners to visit				4.54	4.54	4.54	4.54
Area 5. Regulation	**4.35**	**4.51**	**4.80**	**6.15**	**6.96**	**7.33**	**7.19**
A. Credit Market regulations	1.64	3.74	4.50	7.89	9.52	9.47	8.98
(i) Ownership of banks	0.00	0.00	0.00	8.00	10.00	10.00	10.00
(ii) Private sector credit	0.93	7.21	4.51	6.67	8.56	9.41	6.93
(iii) Interest rate controls/negative real interest rates	4.00	4.00	9.00	9.00	10.00	9.00	10.00
B. Labor Market regulations				5.76	5.71	6.39	6.48
(i) Hiring regulations and minimum wage				0.00	1.10	4.43	4.43
(ii) Hiring and firing regulations				5.09	4.66	4.94	4.99
(iii) Centralized collective bargaining				7.43	5.21	5.73	6.17
(iv) Hours regulations				8.70	10.00	10.00	10.00
(v) Mandated cost of worker dismissal				8.33	8.27	8.27	8.27
(vi) Conscription	10.00	5.00	5.00	5.00	5.00	5.00	5.00
C. Business regulations				4.80	5.65	6.14	6.11
(i) Administrative requirements				4.19	3.95	4.18	4.44
(ii) Bureaucracy costs				2.98	5.57	5.57	5.57
(iii) Starting a business				8.08	8.77	8.87	8.88
(iv) Extra payments/bribes/favoritism				4.60	3.71	3.59	3.07
(v) Licensing restrictions				0.90	3.86	6.54	6.67
(vi) Cost of tax compliance				8.07	8.07	8.07	8.03

Thailand

	1980	1990	2000	2005	2010	2011	2012
Chain-Linked	Rating (Rank)	Rating (Rank)	Rating (Rank)	Rating (Rank)	Rating (Rank)	Rating (Rank)	Rating (Rank)
Summary Rating (Rank) ➤	**6.09** (26)	**6.83** (26)	**6.51** (68)	**6.68** (72)	**6.66** (77)	**6.59** (81)	**6.58** (82)
Area 1. Size of Government	6.01 (23)	7.36 (12)	6.84 (40)	7.12 (47)	7.43 (31)	7.30 (35)	7.35 (35)
Area 2. Legal System and Property Rights	6.52 (25)	6.43 (31)	5.99 (61)	5.97 (59)	5.09 (78)	4.89 (77)	4.89 (79)
Area 3. Sound Money	6.32 (49)	7.97 (32)	6.61 (96)	6.76 (93)	7.06 (91)	7.04 (94)	6.94 (94)
Area 4. Freedom to Trade Internationally	5.66 (37)	5.90 (43)	7.03 (68)	6.66 (79)	7.06 (65)	7.12 (60)	7.14 (53)
Area 5. Regulation	5.85 (40)	6.38 (35)	6.07 (78)	6.84 (62)	6.69 (74)	6.66 (79)	6.61 (88)
Unadjusted							
Summary Rating (Rank) ➤	**5.86** (31)	**6.69** (30)	**6.51** (66)	**6.72** (76)	**6.70** (94)	**6.63** (96)	**6.62** (102)
	Rating *(Data)*	Rating *(Data)*	Rating *(Data)*	Rating *(Data)*	Rating *(Data)*	Rating *(Data)*	Rating *(Data)*
Area 1. Size of Government	**6.01**	**7.36**	**6.84**	**7.12**	**7.43**	**7.30**	**7.35**
A. Government consumption	7.11 *(15.81)*	7.57 *(14.26)*	6.77 *(17.00)*	6.71 *(17.18)*	6.05 *(19.44)*	6.00 *(19.60)*	5.97 *(19.70)*
B. Transfers and subsidies	9.95 *(0.70)*	9.86 *(1.00)*	9.60 *(1.96)*	8.79 *(4.95)*	9.67 *(1.70)*	9.19 *(3.46)*	9.44 *(2.56)*
C. Government enterprises and investment	4.00 *(31.90)*	8.00 *(15.20)*	4.00 *(37.20)*	7.00 *(24.70)*	7.00 *(23.81)*	7.00 *(20.96)*	7.00 *(20.06)*
D. Top marginal tax rate	3.00	4.00	7.00	6.00	7.00	7.00	7.00
(i) Top marginal income tax rate	3.00 *(60)*	4.00 *(55)*	7.00 *(37)*	6.00 *(37)*	7.00 *(37)*	7.00 *(37)*	7.00 *(37)*
(ii) Top marginal income and payroll tax rate		4.00 *(55)*	7.00 *(37)*	6.00 *(37)*	7.00 *(37)*	7.00 *(37)*	7.00 *(37)*
Area 2. Legal System and Property Rights	**6.52**	**6.43**	**5.99**	**6.28**	**5.35**	**5.14**	**5.14**
A. Judicial independence			5.85	5.67	5.34	5.02	4.66
B. Impartial courts			4.68	5.87	4.86	4.47	4.51
C. Protection of property rights			4.42	7.11	4.29	4.54	5.13
D. Military interference in rule of law and politics			6.67	6.67	5.00	3.33	3.33
E. Integrity of the legal system			8.33	4.17	4.17	4.17	4.17
F. Legal enforcement of contracts				6.11	6.11	6.24	6.24
G. Regulatory restrictions on sale of real property				7.89	7.89	7.89	7.89
H. Reliability of police				6.27	4.53	4.38	4.23
I. Business costs of crime				6.74	5.98	6.27	6.05
Area 3. Sound Money	**6.32**	**7.97**	**6.61**	**6.76**	**7.06**	**7.04**	**6.94**
A. Money growth	8.96 *(5.20)*	8.69 *(6.56)*	8.71 *(6.47)*	8.53 *(7.34)*	9.32 *(3.40)*	9.26 *(3.72)*	8.88 *(5.61)*
B. Standard deviation of inflation	8.85 *(2.87)*	9.34 *(1.66)*	8.06 *(4.86)*	9.40 *(1.49)*	9.57 *(1.08)*	9.66 *(0.85)*	9.50 *(1.26)*
C. Inflation: most recent year	7.46 *(12.70)*	8.85 *(5.77)*	9.69 *(1.57)*	9.09 *(4.54)*	9.34 *(3.31)*	9.24 *(3.81)*	9.40 *(3.01)*
D. Freedom to own foreign currency bank accounts	0.00	5.00	0.00	0.00	0.00	0.00	0.00
Area 4. Freedom to Trade Internationally	**5.16**	**5.07**	**7.03**	**6.44**	**6.83**	**6.88**	**6.91**
A. Tariffs	4.47	3.21	6.65	6.84	7.43	7.49	7.48
(i) Revenue from trade taxes (% of trade sector)	5.40 *(6.90)*	6.40 *(5.40)*	9.06 *(1.41)*	9.29 *(1.06)*	9.55 *(0.68)*	9.58 *(0.63)*	9.55 *(0.68)*
(ii) Mean tariff rate	3.54 *(32.30)*	1.84 *(40.80)*	6.60 *(17.00)*	7.88 *(10.60)*	8.02 *(9.90)*	8.04 *(9.80)*	8.04 *(9.80)*
(iii) Standard deviation of tariff rates		1.40 *(21.50)*	4.28 *(14.30)*	3.35 *(16.64)*	4.73 *(13.17)*	4.86 *(12.84)*	4.86 *(12.84)*
B. Regulatory trade barriers			7.20	5.89	6.82	6.85	7.01
(i) Non-tariff trade barriers			5.73	5.00	5.45	5.53	5.83
(ii) Compliance cost of importing and exporting			8.66	6.78	8.18	8.18	8.18
C. Black-market exchange rates	9.00	10.00	10.00	10.00	10.00	10.00	10.00
D. Controls of the movement of capital and people	2.00	2.00	4.28	3.01	3.07	3.19	3.13
(i) Foreign ownership/investment restrictions			7.02	6.25	6.43	6.79	6.61
(ii) Capital controls	2.00	2.00	1.54	1.54	1.54	1.54	1.54
(iii) Freedom of foreigners to visit				1.25	1.25	1.25	1.25
Area 5. Regulation	**5.29**	**6.62**	**6.07**	**6.99**	**6.83**	**6.80**	**6.75**
A. Credit Market regulations	6.67	8.26	8.06	9.33	9.26	9.21	9.10
(i) Ownership of banks	8.00	8.00	5.00	8.00	8.00	8.00	8.00
(ii) Private sector credit	8.02	8.78	9.17	10.00	9.77	9.62	9.29
(iii) Interest rate controls/negative real interest rates	4.00	8.00	10.00	10.00	10.00	10.00	10.00
B. Labor Market regulations		4.98	4.30	5.43	4.96	4.96	4.91
(i) Hiring regulations and minimum wage			3.94	6.70	6.67	6.67	6.67
(ii) Hiring and firing regulations		7.01	4.60	4.75	5.59	5.55	5.59
(iii) Centralized collective bargaining	7.93	7.93	6.45	6.12	6.14	6.20	5.82
(iv) Hours regulations			6.51	10.00	10.00	10.00	10.00
(v) Mandated cost of worker dismissal				4.99	1.37	1.37	1.37
(vi) Conscription	0.00	0.00	0.00	0.00	0.00	0.00	0.00
C. Business regulations			5.86	6.20	6.29	6.23	6.25
(i) Administrative requirements			6.88	4.89	4.28	3.93	3.90
(ii) Bureaucracy costs			3.98	2.17	4.76	4.76	4.76
(iii) Starting a business			7.28	8.88	9.01	9.00	9.05
(iv) Extra payments/bribes/favoritism			5.31	5.85	4.31	4.33	4.37
(v) Licensing restrictions				8.35	8.34	8.34	8.34
(vi) Cost of tax compliance				7.04	7.04	7.04	7.04

Timor-Leste

	1980	1990	2000	2005	2010	2011	2012
Chain-Linked	Rating (Rank)	Rating (Rank)	Rating (Rank)	Rating (Rank)	Rating (Rank)	Rating (Rank)	Rating (Rank)
Summary Rating (Rank) ➤							
Area 1. Size of Government							
Area 2. Legal System and Property Rights							
Area 3. Sound Money							
Area 4. Freedom to Trade Internationally							
Area 5. Regulation							
Unadjusted							
Summary Rating (Rank) ➤					**5.44** (145)	**6.41** (110)	**6.28** (121)
	Rating *(Data)*	Rating *(Data)*	Rating *(Data)*	Rating *(Data)*	Rating *(Data)*	Rating *(Data)*	Rating *(Data)*
Area 1. Size of Government					**2.29**	**4.50**	**4.20**
A. Government consumption					0.00 *(58.90)*	0.00 *(59.50)*	0.00 *(59.43)*
B. Transfers and subsidies					6.86 *(12.01)*	8.00 *(7.83)*	6.81 *(12.22)*
C. Government enterprises and investment					0.00	0.00	0.00
D. Top marginal tax rate						10.00	10.00
(i) Top marginal income tax rate						10.00 *(10)*	10.00 *(10)*
(ii) Top marginal income and payroll tax rate						10.00 *(10)*	10.00 *(10)*
Area 2. Legal System and Property Rights					**3.13**	**3.75**	**3.78**
A. Judicial independence					3.88	3.72	3.99
B. Impartial courts					3.35	3.96	3.92
C. Protection of property rights					2.92	2.72	3.03
D. Military interference in rule of law and politics					5.00	5.00	5.60
E. Integrity of the legal system							
F. Legal enforcement of contracts					0.00	0.00	0.00
G. Regulatory restrictions on sale of real property					0.00		
H. Reliability of police					4.33	4.92	4.53
I. Business costs of crime					5.58	5.95	5.36
Area 3. Sound Money					**8.74**	**8.85**	**8.98**
A. Money growth					7.66 *(11.70)*	8.79 *(6.04)*	9.11 *(4.45)*
B. Standard deviation of inflation					8.67 *(3.33)*	9.29 *(1.77)*	9.16 *(2.11)*
C. Inflation: most recent year					8.65 *(6.77)*	7.30 *(13.50)*	7.64 *(11.80)*
D. Freedom to own foreign currency bank accounts					10.00	10.00	10.00
Area 4. Freedom to Trade Internationally						**7.39**	**7.06**
A. Tariffs						9.75	9.28
(i) Revenue from trade taxes (% of trade sector)							
(ii) Mean tariff rate						9.50 *(2.50)*	9.50 *(2.50)*
(iii) Standard deviation of tariff rates						10.00 *(0.00)*	9.06 *(2.35)*
B. Regulatory trade barriers					5.99	5.62	5.28
(i) Non-tariff trade barriers					5.53	4.80	4.36
(ii) Compliance cost of importing and exporting					6.44	6.44	6.19
C. Black-market exchange rates							
D. Controls of the movement of capital and people					6.73	6.79	6.61
(i) Foreign ownership/investment restrictions					5.12	5.25	4.89
(ii) Capital controls					8.33	8.33	8.33
(iii) Freedom of foreigners to visit							
Area 5. Regulation					**7.59**	**7.57**	**7.38**
A. Credit Market regulations					9.50	9.50	9.00
(i) Ownership of banks							
(ii) Private sector credit					10.00	10.00	10.00
(iii) Interest rate controls/negative real interest rates					9.00	9.00	8.00
B. Labor Market regulations					7.71	7.33	7.36
(i) Hiring regulations and minimum wage					6.67	3.33	3.33
(ii) Hiring and firing regulations					4.01	5.07	5.03
(iii) Centralized collective bargaining					5.57	5.55	5.78
(iv) Hours regulations					10.00	10.00	10.00
(v) Mandated cost of worker dismissal					10.00	10.00	10.00
(vi) Conscription					10.00	10.00	10.00
C. Business regulations					5.57	5.89	5.79
(i) Administrative requirements					3.56	4.19	4.06
(ii) Bureaucracy costs					6.54	6.54	6.54
(iii) Starting a business					5.91	6.54	6.51
(iv) Extra payments/bribes/favoritism					3.53	4.17	3.72
(v) Licensing restrictions					6.99	7.01	7.01
(vi) Cost of tax compliance					6.91	6.91	6.91

Togo

	1980	1990	2000	2005	2010	2011	2012
Chain-Linked	Rating (Rank)	Rating (Rank)	Rating (Rank)	Rating (Rank)	Rating (Rank)	Rating (Rank)	Rating (Rank)
Summary Rating (Rank) ➤	**4.07** (82)	**5.73** (49)	**5.81** (97)	**5.86** (103)	**5.71** (115)	**5.76** (111)	**5.83** (107)
Area 1. Size of Government	1.60 (107)	6.43 (30)	8.44 (7)	8.10 (15)	6.82 (50)	6.84 (49)	6.60 (61)
Area 2. Legal System and Property Rights	3.33 (63)	4.48 (68)	3.59 (108)	3.11 (111)	3.19 (112)	3.24 (111)	3.33 (112)
Area 3. Sound Money	5.53 (79)	6.95 (50)	6.48 (98)	6.88 (90)	6.69 (100)	6.58 (104)	6.77 (98)
Area 4. Freedom to Trade Internationally			5.87 (90)	6.38 (83)	6.39 (86)	6.38 (88)	6.36 (87)
Area 5. Regulation	4.89 (73)	4.96 (78)	4.65 (111)	4.67 (118)	5.37 (112)	5.70 (107)	6.02 (105)
Unadjusted							
Summary Rating (Rank) ➤	**3.99** (86)	**5.44** (61)	**5.81** (92)	**5.83** (122)	**5.70** (140)	**5.57** (140)	**5.64** (140)
	Rating *(Data)*	Rating *(Data)*	Rating *(Data)*	Rating *(Data)*	Rating *(Data)*	Rating *(Data)*	Rating *(Data)*
Area 1. Size of Government	**1.60**	**6.43**	**8.44**	**8.99**	**7.57**	**6.70**	**6.46**
A. Government consumption	3.20 *(29.11)*	6.87 *(16.65)*	8.88 *(9.82)*	8.96 *(9.52)*	9.06 *(9.20)*	8.79 *(10.10)*	7.85 *(13.32)*
B. Transfers and subsidies				10.00 *(0.28)*	9.65 *(1.79)*	10.00 *(0.00)*	10.00 *(0.00)*
C. Government enterprises and investment	0.00 *(71.70)*	6.00 *(28.80)*	8.00 *(16.80)*	8.00 *(17.48)*	4.00 *(41.53)*	4.00 *(44.57)*	4.00 *(44.57)*
D. Top marginal tax rate						4.00	4.00
(i) Top marginal income tax rate						4.00 *(45)*	4.00 *(45)*
(ii) Top marginal income and payroll tax rate							
Area 2. Legal System and Property Rights	**3.33**	**4.48**	**3.59**	**2.48**	**2.55**	**2.59**	**2.67**
A. Judicial independence							
B. Impartial courts			4.11	3.70	3.90	3.90	3.94
C. Protection of property rights							
D. Military interference in rule of law and politics			1.67	0.14	0.00	0.00	0.00
E. Integrity of the legal system			5.00	5.00	5.00	5.00	5.00
F. Legal enforcement of contracts				3.15	3.15	3.15	3.15
G. Regulatory restrictions on sale of real property				0.43	0.73	0.89	1.25
H. Reliability of police							
I. Business costs of crime							
Area 3. Sound Money	**5.53**	**6.95**	**6.48**	**6.88**	**6.69**	**6.58**	**6.77**
A. Money growth	8.66 *(6.68)*	9.03 *(-4.84)*	8.66 *(6.69)*	9.94 *(-0.32)*	8.29 *(8.54)*	8.04 *(9.79)*	8.69 *(6.53)*
B. Standard deviation of inflation	5.56 *(11.11)*	9.37 *(1.58)*	7.65 *(5.88)*	8.94 *(2.66)*	8.84 *(2.91)*	8.99 *(2.54)*	8.92 *(2.69)*
C. Inflation: most recent year	7.91 *(10.47)*	9.40 *(2.98)*	9.62 *(1.89)*	8.64 *(6.80)*	9.63 *(1.83)*	9.29 *(3.57)*	9.47 *(2.63)*
D. Freedom to own foreign currency bank accounts	0.00	0.00	0.00	0.00	0.00	0.00	0.00
Area 4. Freedom to Trade Internationally	**3.78**	**4.36**	**5.87**	**6.06**	**6.07**	**6.06**	**6.04**
A. Tariffs	1.73	3.87	7.60	7.39	7.38	7.34	7.34
(i) Revenue from trade taxes (% of trade sector)	1.73 *(12.40)*	3.87 *(9.20)*		7.82 *(3.27)*	7.24 *(4.14)*	7.11 *(4.33)*	7.11 *(4.33)*
(ii) Mean tariff rate			7.60 *(12.00)*	7.08 *(14.60)*	7.62 *(11.90)*	7.62 *(11.90)*	7.62 *(11.90)*
(iii) Standard deviation of tariff rates				7.26 *(6.84)*	7.29 *(6.78)*	7.29 *(6.78)*	7.29 *(6.78)*
B. Regulatory trade barriers				6.34	6.40	6.40	6.34
(i) Non-tariff trade barriers							
(ii) Compliance cost of importing and exporting				6.34	6.40	6.40	6.34
C. Black-market exchange rates	9.60	9.20	10.00	10.00	10.00	10.00	10.00
D. Controls of the movement of capital and people	0.00	0.00	0.00	0.50	0.50	0.50	0.50
(i) Foreign ownership/investment restrictions							
(ii) Capital controls	0.00	0.00	0.00	0.77	0.77	0.77	0.77
(iii) Freedom of foreigners to visit				0.23	0.23	0.23	0.23
Area 5. Regulation	**5.70**	**4.96**	**4.65**	**4.77**	**5.59**	**5.93**	**6.26**
A. Credit Market regulations	6.42	6.59	5.78	4.80	7.50	7.50	7.50
(i) Ownership of banks	2.00	2.00	2.00	5.00	5.00	5.00	5.00
(ii) Private sector credit	9.26	9.77	9.33	3.40	10.00	10.00	10.00
(iii) Interest rate controls/negative real interest rates	8.00	8.00	6.00	6.00			
B. Labor Market regulations				4.57	4.31	4.17	4.17
(i) Hiring regulations and minimum wage				5.60	1.67	1.67	1.67
(ii) Hiring and firing regulations							
(iii) Centralized collective bargaining							
(iv) Hours regulations				6.00	8.00	8.00	8.00
(v) Mandated cost of worker dismissal				6.66	7.57	7.01	7.01
(vi) Conscription		0.00	0.00	0.00	0.00	0.00	0.00
C. Business regulations				4.94	4.97	6.13	7.13
(i) Administrative requirements							
(ii) Bureaucracy costs							
(iii) Starting a business				3.88	3.86	6.33	6.84
(iv) Extra payments/bribes/favoritism							
(v) Licensing restrictions				3.96	4.08	5.10	7.56
(vi) Cost of tax compliance				6.97	6.97	6.97	6.97

Trinidad and Tobago

	1980	1990	2000	2005	2010	2011	2012
Chain-Linked	Rating (Rank)	Rating (Rank)	Rating (Rank)	Rating (Rank)	Rating (Rank)	Rating (Rank)	Rating (Rank)
Summary Rating (Rank) ➤	**4.83** (63)	**5.52** (56)	**7.55** (25)	**7.14** (52)	**6.99** (62)	**7.00** (62)	**6.90** (68)
Area 1. Size of Government	5.48 (36)	6.31 (37)	7.05 (33)	7.45 (35)	6.96 (44)	6.85 (48)	6.96 (47)
Area 2. Legal System and Property Rights	5.08 (44)	5.79 (42)	6.65 (47)	5.40 (73)	5.49 (73)	5.68 (65)	5.71 (65)
Area 3. Sound Money	4.50 (96)	5.94 (75)	9.03 (38)	8.58 (59)	8.06 (75)	8.20 (72)	7.67 (81)
Area 4. Freedom to Trade Internationally	2.37 (71)	2.65 (92)	7.28 (60)	7.73 (41)	7.63 (45)	7.62 (44)	7.66 (40)
Area 5. Regulation	6.94 (14)	7.03 (20)	7.75 (8)	6.62 (73)	6.86 (59)	6.75 (73)	6.65 (84)
Unadjusted							
Summary Rating (Rank) ➤	**4.89** (64)	**5.52** (59)	**7.55** (30)	**7.12** (56)	**6.97** (72)	**6.98** (77)	**6.88** (82)
	Rating *(Data)*	Rating *(Data)*	Rating *(Data)*	Rating *(Data)*	Rating *(Data)*	Rating *(Data)*	Rating *(Data)*
Area 1. Size of Government	**5.38**	**6.31**	**7.05**	**7.45**	**6.96**	**6.85**	**6.96**
A. Government consumption	5.64 *(20.81)*	6.81 *(16.84)*	6.74 *(17.10)*	5.97 *(19.70)*	5.42 *(21.58)*	4.97 *(23.09)*	5.39 *(21.68)*
B. Transfers and subsidies	8.50 *(6.00)*	7.41 *(10.00)*	8.45 *(6.20)*	8.83 *(4.80)*	8.44 *(6.23)*	8.44 *(6.23)*	8.44 *(6.23)*
C. Government enterprises and investment	2.00 *(47.60)*	4.00 *(34.60)*	6.00 *(28.67)*	7.00 *(23.59)*	7.00	7.00	7.00
D. Top marginal tax rate		7.00	7.00	8.00	7.00	7.00	7.00
(i) Top marginal income tax rate		7.00 *(35)*	7.00 *(35)*	8.00 *(30)*	9.00 *(25)*	9.00 *(25)*	9.00 *(25)*
(ii) Top marginal income and payroll tax rate		7.00 *(35)*	7.00 *(35)*	8.00 *(30)*	5.00 *(39)*	5.00 *(39)*	5.00 *(39)*
Area 2. Legal System and Property Rights	**5.42**	**6.19**	**6.65**	**4.48**	**4.56**	**4.72**	**4.75**
A. Judicial independence				5.32	5.73	5.68	5.96
B. Impartial courts			6.28	5.16	4.24	3.96	4.05
C. Protection of property rights			5.30	5.98	4.96	5.11	5.37
D. Military interference in rule of law and politics			8.33	8.33	8.33	8.33	8.33
E. Integrity of the legal system			6.67	3.82	4.17	4.17	4.17
F. Legal enforcement of contracts				2.96	2.96	2.96	2.96
G. Regulatory restrictions on sale of real property				4.64	4.64	6.22	6.23
H. Reliability of police				1.93	3.51	3.59	3.51
I. Business costs of crime				2.22	2.54	2.46	2.12
Area 3. Sound Money	**4.50**	**5.94**	**9.03**	**8.58**	**8.06**	**8.20**	**7.67**
A. Money growth	7.62 *(11.88)*	9.06 *(4.70)*	8.83 *(5.86)*	8.23 *(8.83)*	8.22 *(8.92)*	8.56 *(7.19)*	7.36 *(13.18)*
B. Standard deviation of inflation	5.89 *(10.27)*	7.81 *(5.47)*	8.02 *(4.95)*	7.47 *(6.33)*	6.12 *(9.70)*	5.26 *(11.84)*	5.16 *(12.10)*
C. Inflation: most recent year	4.49 *(27.53)*	6.90 *(15.49)*	9.29 *(3.56)*	8.62 *(6.89)*	7.89 *(10.55)*	8.98 *(5.10)*	8.15 *(9.26)*
D. Freedom to own foreign currency bank accounts	0.00	0.00	10.00	10.00	10.00	10.00	10.00
Area 4. Freedom to Trade Internationally	**2.69**	**2.71**	**7.28**	**7.75**	**7.65**	**7.64**	**7.68**
A. Tariffs	7.87	6.12	5.40	7.83	7.64	7.63	7.63
(i) Revenue from trade taxes (% of trade sector)	7.87 *(3.20)*	8.20 *(2.70)*	3.20 *(10.20)*	9.07 *(1.40)*	8.95 *(1.57)*	8.95 *(1.57)*	8.95 *(1.57)*
(ii) Mean tariff rate		6.28 *(18.60)*	6.32 *(18.40)*	8.44 *(7.80)*	8.50 *(7.50)*	8.50 *(7.50)*	8.50 *(7.50)*
(iii) Standard deviation of tariff rates		3.88 *(15.30)*	6.68 *(8.30)*	5.98 *(10.06)*	5.47 *(11.33)*	5.44 *(11.40)*	5.44 *(11.40)*
B. Regulatory trade barriers			6.20	6.53	6.93	6.95	7.14
(i) Non-tariff trade barriers			6.20	5.70	6.06	5.53	5.91
(ii) Compliance cost of importing and exporting				7.37	7.80	8.37	8.37
C. Black-market exchange rates	0.20	2.00	10.00	10.00	10.00	10.00	10.00
D. Controls of the movement of capital and people	0.00	0.00	7.53	6.65	6.03	6.00	5.96
(i) Foreign ownership/investment restrictions			8.15	7.37	6.27	6.17	6.04
(ii) Capital controls	0.00	0.00	6.92	6.92	6.15	6.15	6.15
(iii) Freedom of foreigners to visit				5.67	5.67	5.67	5.67
Area 5. Regulation	**6.47**	**6.46**	**7.75**	**7.34**	**7.60**	**7.48**	**7.37**
A. Credit Market regulations	6.90	7.24	8.99	8.33	9.33	9.00	8.44
(i) Ownership of banks	5.00	8.00	8.00	8.00	8.00	8.00	8.00
(ii) Private sector credit	8.81	7.71	9.98	10.00	10.00	10.00	7.31
(iii) Interest rate controls/negative real interest rates		6.00	9.00	7.00	10.00	9.00	10.00
B. Labor Market regulations			7.15	7.54	7.50	7.50	7.67
(i) Hiring regulations and minimum wage			5.34	10.00	10.00	10.00	10.00
(ii) Hiring and firing regulations			5.80	5.35	4.59	4.60	4.96
(iii) Centralized collective bargaining			7.47	6.13	5.30	5.28	5.90
(iv) Hours regulations				10.00	10.00	10.00	10.00
(v) Mandated cost of worker dismissal				3.79	5.14	5.14	5.14
(vi) Conscription	10.00	10.00	10.00	10.00	10.00	10.00	10.00
C. Business regulations			7.10	6.14	5.97	5.93	6.00
(i) Administrative requirements			7.47	3.27	4.04	3.86	3.93
(ii) Bureaucracy costs			7.70	4.75	5.20	5.20	5.20
(iii) Starting a business			6.63	8.61	8.61	8.68	8.79
(iv) Extra payments/bribes/favoritism			6.60	4.84	4.27	4.13	3.85
(v) Licensing restrictions				6.65	6.06	6.07	6.59
(vi) Cost of tax compliance				8.72	7.65	7.65	7.65

Tunisia

	1980	1990	2000	2005	2010	2011	2012
Chain-Linked	Rating (Rank)	Rating (Rank)	Rating (Rank)	Rating (Rank)	Rating (Rank)	Rating (Rank)	Rating (Rank)
Summary Rating (Rank) ➤	**4.82** (64)	**5.32** (67)	**6.08** (83)	**6.02** (96)	**6.20** (97)	**6.26** (94)	**6.09** (100)
Area 1. Size of Government	4.87 (59)	5.81 (53)	5.28 (86)	5.17 (99)	6.97 (43)	6.84 (52)	7.08 (41)
Area 2. Legal System and Property Rights	4.92 (45)	3.50 (80)	7.33 (35)	7.36 (30)	6.80 (43)	6.80 (43)	5.93 (61)
Area 3. Sound Money	6.18 (58)	6.98 (47)	7.05 (77)	7.30 (83)	6.85 (97)	6.80 (98)	6.79 (97)
Area 4. Freedom to Trade Internationally	3.74 (58)	5.04 (56)	5.43 (101)	4.93 (117)	4.94 (116)	5.42 (110)	5.41 (108)
Area 5. Regulation	4.44 (82)	5.27 (72)	5.30 (104)	5.39 (108)	5.52 (111)	5.42 (111)	5.17 (116)
Unadjusted							
Summary Rating (Rank) ➤	**4.71** (70)	**5.38** (63)	**6.08** (89)	**6.60** (82)	**6.80** (84)	**6.86** (82)	**6.68** (96)
	Rating *(Data)*	Rating *(Data)*	Rating *(Data)*	Rating *(Data)*	Rating *(Data)*	Rating *(Data)*	Rating *(Data)*
Area 1. Size of Government	**4.19**	**5.81**	**5.28**	**5.23**	**7.05**	**6.92**	**7.16**
A. Government consumption	6.17 *(19.03)*	5.75 *(20.45)*	5.74 *(20.50)*	6.01 *(19.58)*	5.70 *(20.61)*	5.53 *(21.20)*	7.00 *(16.20)*
B. Transfers and subsidies	8.61 *(5.60)*	7.68 *(9.00)*	8.10 *(7.47)*	7.41 *(10.00)*	7.00 *(11.50)*	6.64 *(12.84)*	6.15 *(14.64)*
C. Government enterprises and investment	0.00 *(53.10)*	4.00 *(35.90)*	2.00 *(47.40)*	2.00 *(44.40)*	10.00 *(14.34)*	10.00 *(14.34)*	10.00 *(6.24)*
D. Top marginal tax rate	2.00			5.50	5.50	5.50	5.50
(i) Top marginal income tax rate	2.00 *(62)*			7.00 *(35)*	7.00 *(35)*	7.00 *(35)*	7.00 *(35)*
(ii) Top marginal income and payroll tax rate				4.00 *(51)*	4.00 *(51)*	4.00 *(44)*	4.00 *(44)*
Area 2. Legal System and Property Rights	**4.92**	**3.50**	**7.33**	**6.98**	**6.45**	**6.45**	**5.62**
A. Judicial independence				6.78	5.12	5.12	4.25
B. Impartial courts			6.99	6.59	6.01	6.01	4.51
C. Protection of property rights				7.37	6.48	6.48	5.42
D. Military interference in rule of law and politics			6.67	6.67	6.67	6.67	6.67
E. Integrity of the legal system			8.33	8.33	8.33	8.33	8.33
F. Legal enforcement of contracts				4.88	4.88	4.88	4.88
G. Regulatory restrictions on sale of real property				7.11	7.26	7.26	7.26
H. Reliability of police				7.43	5.93	5.93	4.88
I. Business costs of crime				7.67	7.36	7.36	4.40
Area 3. Sound Money	**6.18**	**6.98**	**7.05**	**7.30**	**6.85**	**6.80**	**6.79**
A. Money growth	8.64 *(6.80)*	9.63 *(1.86)*	9.04 *(4.82)*	9.78 *(1.09)*	8.86 *(5.71)*	8.50 *(7.52)*	8.72 *(6.38)*
B. Standard deviation of inflation	8.63 *(3.43)*	9.20 *(2.00)*	9.75 *(0.62)*	9.83 *(0.41)*	9.44 *(1.41)*	9.41 *(1.46)*	9.53 *(1.19)*
C. Inflation: most recent year	7.44 *(12.80)*	9.10 *(4.48)*	9.41 *(2.93)*	9.60 *(2.02)*	9.12 *(4.42)*	9.28 *(3.61)*	8.90 *(5.50)*
D. Freedom to own foreign currency bank accounts	0.00	0.00	0.00	0.00	0.00	0.00	0.00
Area 4. Freedom to Trade Internationally	**3.59**	**5.04**	**5.43**	**6.45**	**6.46**	**7.09**	**7.08**
A. Tariffs	4.36	4.71	5.53	5.34	6.91	7.07	6.97
(i) Revenue from trade taxes (% of trade sector)	4.00 *(9.00)*	3.67 *(9.50)*	7.75 *(3.37)*	8.69 *(1.96)*	8.86 *(1.71)*	8.95 *(1.57)*	8.83 *(1.75)*
(ii) Mean tariff rate	4.72 *(26.40)*	4.50 *(27.50)*	3.88 *(30.60)*	7.32 *(13.40)*	6.70 *(16.50)*	6.80 *(16.00)*	6.90 *(15.50)*
(iii) Standard deviation of tariff rates		5.96 *(10.10)*	4.96 *(12.60)*	0.00 *(26.00)*	5.18 *(12.05)*	5.46 *(11.36)*	5.16 *(12.09)*
B. Regulatory trade barriers				6.57	6.89	6.89	6.57
(i) Non-tariff trade barriers				6.30	5.77	5.77	5.13
(ii) Compliance cost of importing and exporting				6.84	8.01	8.01	8.01
C. Black-market exchange rates	6.40	8.40	10.00	8.79	7.05	9.44	10.00
D. Controls of the movement of capital and people	0.00	2.00	0.77	5.12	4.98	4.98	4.77
(i) Foreign ownership/investment restrictions				7.45	7.03	7.03	6.41
(ii) Capital controls	0.00	2.00	0.77	0.77	0.77	0.77	0.77
(iii) Freedom of foreigners to visit				7.14	7.14	7.14	7.14
Area 5. Regulation	**4.70**	**5.57**	**5.30**	**7.02**	**7.19**	**7.05**	**6.73**
A. Credit Market regulations	4.89	7.21	6.93	7.82	8.10	7.70	7.19
(i) Ownership of banks	2.00	5.00	5.00	5.00	5.00	5.00	5.00
(ii) Private sector credit	8.68	8.63	8.86	8.45	9.31	8.09	6.56
(iii) Interest rate controls/negative real interest rates	4.00	8.00		10.00	10.00	10.00	10.00
B. Labor Market regulations				6.52	6.55	6.55	6.38
(i) Hiring regulations and minimum wage				7.20	8.33	8.33	8.33
(ii) Hiring and firing regulations				5.83	4.89	4.89	4.11
(iii) Centralized collective bargaining				5.97	5.31	5.31	5.08
(iv) Hours regulations				8.70	10.00	10.00	10.00
(v) Mandated cost of worker dismissal				8.42	7.76	7.76	7.76
(vi) Conscription	3.00	3.00	3.00	3.00	3.00	3.00	3.00
C. Business regulations				6.74	6.92	6.92	6.63
(i) Administrative requirements				5.28	4.68	4.68	4.18
(ii) Bureaucracy costs				4.30	3.93	3.93	3.93
(iii) Starting a business				9.46	9.60	9.60	9.60
(iv) Extra payments/bribes/favoritism				6.84	5.88	5.88	4.76
(v) Licensing restrictions				7.54	9.01	9.02	8.92
(vi) Cost of tax compliance				7.00	8.39	8.39	8.39

Turkey

	1980	1990	2000	2005	2010	2011	2012
Chain-Linked	Rating (Rank)	Rating (Rank)	Rating (Rank)	Rating (Rank)	Rating (Rank)	Rating (Rank)	Rating (Rank)
Summary Rating (Rank) ➤	**3.77** (91)	**5.06** (76)	**5.81** (97)	**6.09** (92)	**6.51** (84)	**6.69** (76)	**6.66** (77)
Area 1. Size of Government	4.13 (75)	5.82 (52)	7.08 (32)	7.84 (27)	6.76 (54)	7.07 (41)	6.96 (45)
Area 2. Legal System and Property Rights	5.57 (39)	4.48 (67)	5.39 (73)	5.62 (68)	4.62 (87)	4.86 (79)	4.84 (82)
Area 3. Sound Money	0.78 (106)	3.87 (103)	3.57 (116)	4.84 (120)	8.86 (54)	8.98 (50)	8.84 (57)
Area 4. Freedom to Trade Internationally	3.62 (60)	5.76 (47)	7.55 (53)	6.88 (72)	6.86 (75)	6.75 (79)	6.76 (77)
Area 5. Regulation	4.69 (81)	5.26 (74)	5.49 (100)	5.20 (113)	5.62 (110)	5.93 (104)	6.02 (104)
Unadjusted							
Summary Rating (Rank) ➤	**3.72** (94)	**4.83** (85)	**5.81** (96)	**6.43** (92)	**6.87** (80)	**7.06** (71)	**7.03** (71)
	Rating *(Data)*	Rating *(Data)*	Rating *(Data)*	Rating *(Data)*	Rating *(Data)*	Rating *(Data)*	Rating *(Data)*
Area 1. Size of Government	**4.40**	**5.82**	**7.08**	**7.84**	**6.76**	**7.07**	**6.96**
A. Government consumption	7.09 *(15.89)*	7.71 *(13.78)*	6.93 *(16.43)*	6.98 *(16.26)*	6.86 *(16.67)*	6.94 *(16.40)*	6.65 *(17.40)*
B. Transfers and subsidies	8.50 *(6.00)*	9.07 *(3.90)*	9.37 *(2.81)*	9.38 *(2.77)*	6.16 *(14.59)*	6.33 *(13.98)*	6.21 *(14.43)*
C. Government enterprises and investment	2.00 *(40.00)*	4.00 *(31.70)*	7.00 *(22.80)*	8.00 *(15.70)*	7.00 *(20.57)*	8.00 *(17.17)*	8.00 *(19.01)*
D. Top marginal tax rate	0.00	2.50	5.00	7.00	7.00	7.00	7.00
(i) Top marginal income tax rate	0.00 *(75)*	4.00 *(50)*	6.00 *(45)*	7.00 *(40)*	7.00 *(35)*	7.00 *(35)*	7.00 *(35)*
(ii) Top marginal income and payroll tax rate		1.00 *(57)*	4.00 *(46)*	7.00 *(40)*	7.00 *(35)*	7.00 *(35)*	7.00 *(35)*
Area 2. Legal System and Property Rights	**5.57**	**4.48**	**5.39**	**6.39**	**5.25**	**5.53**	**5.50**
A. Judicial independence			5.34	5.30	3.77	4.09	4.01
B. Impartial courts			6.51	4.68	4.43	4.79	4.77
C. Protection of property rights			3.43	6.35	5.35	5.91	6.13
D. Military interference in rule of law and politics			5.00	6.67	3.33	3.33	3.33
E. Integrity of the legal system			6.67	7.50	5.83	5.83	5.83
F. Legal enforcement of contracts				6.16	5.60	5.79	5.79
G. Regulatory restrictions on sale of real property				8.87	8.80	8.80	8.57
H. Reliability of police				5.87	4.19	4.98	5.03
I. Business costs of crime				6.14	5.95	6.28	6.07
Area 3. Sound Money	**0.78**	**3.87**	**3.57**	**4.84**	**8.86**	**8.98**	**8.84**
A. Money growth	3.14 *(34.30)*	2.36 *(38.20)*	0.00 *(81.91)*	0.00 *(59.29)*	8.34 *(8.30)*	8.21 *(8.93)*	8.16 *(9.19)*
B. Standard deviation of inflation	0.00 *(27.75)*	3.11 *(17.23)*	4.27 *(14.33)*	1.40 *(21.49)*	8.80 *(3.00)*	8.99 *(2.52)*	8.97 *(2.57)*
C. Inflation: most recent year	0.00 *(85.04)*	0.00 *(58.21)*	0.00 *(54.92)*	7.97 *(10.14)*	8.29 *(8.57)*	8.71 *(6.47)*	8.22 *(8.89)*
D. Freedom to own foreign currency bank accounts	0.00	10.00	10.00	10.00	10.00	10.00	10.00
Area 4. Freedom to Trade Internationally	**3.43**	**4.71**	**7.55**	**7.38**	**7.35**	**7.24**	**7.25**
A. Tariffs	3.50	4.53	7.42	6.87	6.25	6.32	6.32
(i) Revenue from trade taxes (% of trade sector)	5.80 *(6.30)*	8.13 *(2.80)*	9.55 *(0.67)*	9.73 *(0.41)*	9.57 *(0.64)*	9.56 *(0.66)*	9.57 *(0.65)*
(ii) Mean tariff rate	1.20 *(44.00)*	5.46 *(22.70)*	8.58 *(7.10)*	9.52 *(2.40)*	8.02 *(9.90)*	8.08 *(9.60)*	8.08 *(9.60)*
(iii) Standard deviation of tariff rates		0.00 *(35.70)*	4.12 *(14.70)*	1.36 *(21.60)*	1.17 *(22.08)*	1.32 *(21.70)*	1.32 *(21.70)*
B. Regulatory trade barriers			6.98	6.60	6.86	6.60	6.66
(i) Non-tariff trade barriers			5.63	6.28	5.66	4.99	5.12
(ii) Compliance cost of importing and exporting			8.33	6.93	8.05	8.20	8.20
C. Black-market exchange rates	6.80	9.60	10.00	10.00	10.00	10.00	10.00
D. Controls of the movement of capital and people	0.00	0.00	5.79	6.03	6.30	6.05	6.00
(i) Foreign ownership/investment restrictions			9.27	6.55	5.82	5.84	5.68
(ii) Capital controls	0.00	0.00	2.31	1.54	3.08	2.31	2.31
(iii) Freedom of foreigners to visit				10.00	10.00	10.00	10.00
Area 5. Regulation	**4.41**	**5.28**	**5.49**	**5.69**	**6.15**	**6.49**	**6.59**
A. Credit Market regulations	3.99	5.41	6.14	6.65	7.37	8.02	8.20
(i) Ownership of banks	8.00	8.00	8.00	5.00	5.00	5.00	5.00
(ii) Private sector credit	3.98	6.22	4.29	4.95	7.11	9.06	9.61
(iii) Interest rate controls/negative real interest rates	0.00	2.00		10.00	10.00	10.00	10.00
B. Labor Market regulations		5.16	4.49	3.83	4.86	4.98	4.95
(i) Hiring regulations and minimum wage			3.38	4.40	5.57	5.57	5.57
(ii) Hiring and firing regulations		7.23	5.32	4.02	5.00	5.45	5.18
(iii) Centralized collective bargaining	7.24	7.24	6.57	6.39	7.06	7.33	7.46
(iv) Hours regulations			6.18	6.00	8.00	8.00	8.00
(v) Mandated cost of worker dismissal				1.19	2.52	2.52	2.52
(vi) Conscription	0.00	1.00	1.00	1.00	1.00	1.00	1.00
C. Business regulations			5.82	6.60	6.23	6.46	6.61
(i) Administrative requirements			7.40	3.28	3.34	3.82	4.17
(ii) Bureaucracy costs			5.15	6.21	4.90	4.90	4.90
(iii) Starting a business			5.22	9.47	9.66	9.67	9.63
(iv) Extra payments/bribes/favoritism			5.52	6.33	4.51	5.19	5.53
(v) Licensing restrictions				7.13	7.48	7.69	7.99
(vi) Cost of tax compliance				7.15	7.50	7.50	7.47

Uganda

	1980	1990	2000	2005	2010	2011	2012
Chain-Linked	Rating (Rank)	Rating (Rank)	Rating (Rank)	Rating (Rank)	Rating (Rank)	Rating (Rank)	Rating (Rank)
Summary Rating (Rank) ➤	**3.14** (100)	**2.86** (112)	**7.00** (44)	**7.26** (48)	**7.54** (25)	**7.35** (42)	**7.45** (34)
Area 1. Size of Government		4.90 (75)	6.73 (45)	7.54 (33)	7.66 (25)	7.44 (31)	8.02 (17)
Area 2. Legal System and Property Rights	2.76 (72)	2.44 (101)	4.80 (82)	5.03 (78)	5.44 (75)	5.34 (76)	5.08 (75)
Area 3. Sound Money	0.00 (107)	0.28 (116)	9.30 (31)	8.70 (54)	8.71 (57)	8.08 (76)	8.05 (75)
Area 4. Freedom to Trade Internationally	2.96 (66)	1.80 (99)	7.96 (40)	7.41 (49)	8.31 (18)	8.26 (18)	8.31 (14)
Area 5. Regulation	4.72 (80)	4.95 (79)	6.20 (68)	7.47 (24)	7.50 (21)	7.54 (24)	7.68 (16)
Unadjusted							
Summary Rating (Rank) ➤	**2.79** (104)	**2.80** (112)	**6.83** (51)	**7.04** (63)	**7.31** (43)	**7.12** (65)	**7.22** (57)
	Rating *(Data)*	Rating *(Data)*	Rating *(Data)*	Rating *(Data)*	Rating *(Data)*	Rating *(Data)*	Rating *(Data)*
Area 1. Size of Government		**4.52**	**6.73**	**7.54**	**7.66**	**7.44**	**8.02**
A. Government consumption		9.57 *(7.48)*	7.50 *(14.51)*	7.16 *(15.65)*	7.74 *(13.69)*	7.91 *(13.10)*	9.18 *(8.80)*
B. Transfers and subsidies			8.94 *(4.40)*	9.99 *(0.55)*	9.89 *(0.90)*	9.84 *(1.09)*	9.91 *(0.84)*
C. Government enterprises and investment	2.00 *(42.80)*	2.00 *(49.10)*	4.00 *(31.50)*	7.00 *(22.40)*	7.00 *(24.09)*	6.00 *(27.51)*	7.00 *(23.30)*
D. Top marginal tax rate		2.00	6.50	6.00	6.00	6.00	6.00
(i) Top marginal income tax rate		3.00 *(50)*	8.00 *(30)*	8.00 *(30)*	8.00 *(30)*	8.00 *(30)*	8.00 *(30)*
(ii) Top marginal income and payroll tax rate		1.00 *(59)*	5.00 *(40)*	4.00 *(41)*	4.00 *(41)*	4.00 *(41)*	4.00 *(41)*
Area 2. Legal System and Property Rights	**2.76**	**2.44**	**4.80**	**4.67**	**5.05**	**4.96**	**4.71**
A. Judicial independence				4.63	4.56	4.18	3.54
B. Impartial courts			4.41	4.12	4.82	4.99	4.43
C. Protection of property rights				4.29	5.20	5.11	4.44
D. Military interference in rule of law and politics			3.33	3.33	3.33	3.33	3.33
E. Integrity of the legal system			6.67	6.67	5.83	5.83	5.83
F. Legal enforcement of contracts				3.70	4.04	4.04	4.04
G. Regulatory restrictions on sale of real property				7.03	8.14	8.39	8.26
H. Reliability of police				3.97	4.95	4.76	4.57
I. Business costs of crime				4.29	4.57	3.98	3.97
Area 3. Sound Money	**1.04**	**0.28**	**9.30**	**8.70**	**8.71**	**8.08**	**8.05**
A. Money growth	3.12 *(34.40)*	0.00 *(410.00)*	8.73 *(6.34)*	8.56 *(7.20)*	7.33 *(13.35)*	7.90 *(10.52)*	8.24 *(8.78)*
B. Standard deviation of inflation	0.00 *(33.80)*	0.00 *(52.40)*	9.05 *(2.39)*	7.86 *(5.36)*	8.32 *(4.21)*	8.16 *(4.61)*	6.78 *(8.05)*
C. Inflation: most recent year		1.12 *(44.38)*	9.43 *(2.83)*	8.37 *(8.15)*	9.20 *(3.98)*	6.26 *(18.69)*	7.20 *(14.02)*
D. Freedom to own foreign currency bank accounts	0.00	0.00	10.00	10.00	10.00	10.00	10.00
Area 4. Freedom to Trade Internationally	**2.64**	**1.80**	**7.96**	**6.39**	**7.18**	**7.13**	**7.18**
A. Tariffs	7.93	3.39	5.43	5.72	7.14	7.07	7.12
(i) Revenue from trade taxes (% of trade sector)	7.93 *(3.10)*	2.80 *(10.80)*	2.51 *(11.23)*	4.31 *(8.54)*	8.61 *(2.09)*	8.41 *(2.38)*	8.67 *(2.00)*
(ii) Mean tariff rate		3.98 *(30.10)*	8.34 *(8.30)*	7.52 *(12.40)*	7.50 *(12.50)*	7.50 *(12.50)*	7.44 *(12.80)*
(iii) Standard deviation of tariff rates				5.33 *(11.68)*	5.30 *(11.75)*	5.30 *(11.75)*	5.24 *(11.90)*
B. Regulatory trade barriers				3.29	5.28	5.20	5.42
(i) Non-tariff trade barriers				4.12	5.63	5.07	5.25
(ii) Compliance cost of importing and exporting				2.46	4.94	5.34	5.59
C. Black-market exchange rates	0.00	2.00	10.00	10.00	10.00	10.00	10.00
D. Controls of the movement of capital and people	0.00	0.00	8.46	6.57	6.29	6.26	6.18
(i) Foreign ownership/investment restrictions				7.97	7.13	7.04	6.79
(ii) Capital controls	0.00	0.00	8.46	8.46	8.46	8.46	8.46
(iii) Freedom of foreigners to visit				3.29	3.29	3.29	3.29
Area 5. Regulation	**4.72**	**4.95**	**5.32**	**7.92**	**7.95**	**7.99**	**8.14**
A. Credit Market regulations	2.61	3.23	6.55	9.54	8.80	8.80	9.35
(i) Ownership of banks	2.00	2.00	2.00	10.00	10.00	10.00	10.00
(ii) Private sector credit	5.84	7.70	8.66	9.62	7.41	7.41	8.04
(iii) Interest rate controls/negative real interest rates	0.00	0.00	9.00	9.00	9.00	9.00	10.00
B. Labor Market regulations				8.73	8.88	8.95	8.91
(i) Hiring regulations and minimum wage				10.00	10.00	10.00	10.00
(ii) Hiring and firing regulations				6.88	6.73	6.92	6.74
(iii) Centralized collective bargaining				8.69	8.55	8.76	8.74
(iv) Hours regulations				8.00	8.00	8.00	8.00
(v) Mandated cost of worker dismissal				8.79	10.00	10.00	10.00
(vi) Conscription	10.00	10.00	10.00	10.00	10.00	10.00	10.00
C. Business regulations				5.49	6.17	6.22	6.15
(i) Administrative requirements				3.82	4.89	4.72	4.64
(ii) Bureaucracy costs				2.41	6.28	6.28	6.28
(iii) Starting a business				8.10	8.02	8.14	8.15
(iv) Extra payments/bribes/favoritism				4.20	3.03	3.22	2.99
(v) Licensing restrictions				7.05	7.17	7.34	7.19
(vi) Cost of tax compliance				7.34	7.61	7.61	7.66

Ukraine

	1980	1990	2000	2005	2010	2011	2012
Chain-Linked	Rating (Rank)	Rating (Rank)	Rating (Rank)	Rating (Rank)	Rating (Rank)	Rating (Rank)	Rating (Rank)
Summary Rating (Rank) ➤			**4.56** (119)	**5.74** (107)	**5.84** (107)	**6.12** (101)	**6.20** (97)
Area 1. Size of Government			4.59 (101)	6.46 (71)	6.62 (57)	6.83 (54)	6.70 (57)
Area 2. Legal System and Property Rights			4.81 (81)	4.79 (82)	4.50 (90)	4.84 (81)	4.69 (85)
Area 3. Sound Money		0.00 (118)	2.24 (122)	4.88 (119)	5.60 (120)	6.04 (117)	6.42 (113)
Area 4. Freedom to Trade Internationally			6.31 (80)	6.07 (89)	6.42 (84)	6.41 (87)	6.55 (83)
Area 5. Regulation			4.84 (108)	6.61 (75)	6.15 (96)	6.57 (86)	6.72 (79)
Unadjusted							
Summary Rating (Rank) ➤			**4.56** (119)	**5.81** (125)	**5.91** (134)	**6.19** (126)	**6.27** (122)
	Rating *(Data)*	Rating *(Data)*	Rating *(Data)*	Rating *(Data)*	Rating *(Data)*	Rating *(Data)*	Rating *(Data)*
Area 1. Size of Government			**4.59**	**6.46**	**6.62**	**6.83**	**6.70**
A. Government consumption	4.65 *(24.20)*	5.16 *(22.44)*	3.59 *(27.80)*	4.38 *(25.12)*	4.68 *(24.10)*	5.41 *(21.60)*	5.38 *(21.70)*
B. Transfers and subsidies			6.26 *(14.24)*	3.98 *(22.59)*	4.28 *(21.48)*	4.89 *(19.25)*	4.42 *(20.98)*
C. Government enterprises and investment			4.00	10.00 *(8.46)*	10.00 *(7.13)*	10.00 *(8.06)*	10.00 *(10.91)*
D. Top marginal tax rate			4.50	7.50	7.50	7.00	7.00
(i) Top marginal income tax rate			5.00 *(40)*	10.00 *(13)*	10.00 *(15)*	10.00 *(17)*	10.00 *(17)*
(ii) Top marginal income and payroll tax rate			4.00 *(44)*	5.00 *(38)*	5.00 *(40)*	4.00 *(42)*	4.00 *(41)*
Area 2. Legal System and Property Rights			**4.81**	**5.09**	**4.79**	**5.14**	**4.98**
A. Judicial independence			3.17	2.56	1.80	2.52	2.03
B. Impartial courts			3.51	3.05	2.27	2.32	2.09
C. Protection of property rights			2.38	3.95	2.78	2.89	2.52
D. Military interference in rule of law and politics			8.33	8.33	8.33	8.33	8.33
E. Integrity of the legal system			6.67	6.67	6.67	6.67	6.67
F. Legal enforcement of contracts				5.28	5.36	5.36	4.95
G. Regulatory restrictions on sale of real property				7.12	6.51	7.46	8.52
H. Reliability of police				3.96	3.28	3.37	3.05
I. Business costs of crime				4.93	6.08	7.35	6.66
Area 3. Sound Money		**3.37**	**2.24**	**4.88**	**5.60**	**6.04**	**6.42**
A. Money growth			3.17 *(34.15)*	5.27 *(23.66)*	6.98 *(15.11)*	8.35 *(8.24)*	8.91 *(5.47)*
B. Standard deviation of inflation			1.45 *(21.38)*	6.95 *(7.64)*	7.29 *(6.78)*	7.41 *(6.48)*	6.88 *(7.80)*
C. Inflation: most recent year		6.73 *(16.34)*	4.36 *(28.20)*	7.30 *(13.52)*	8.12 *(9.38)*	8.41 *(7.96)*	9.89 *(0.56)*
D. Freedom to own foreign currency bank accounts		0.00	0.00	0.00	0.00	0.00	0.00
Area 4. Freedom to Trade Internationally			**6.31**	**6.21**	**6.57**	**6.56**	**6.71**
A. Tariffs			7.62	6.75	8.62	8.66	8.65
(i) Revenue from trade taxes (% of trade sector)			9.36 *(0.96)*	8.87 *(1.70)*	9.45 *(0.82)*	9.46 *(0.81)*	9.43 *(0.86)*
(ii) Mean tariff rate			7.90 *(10.50)*	8.64 *(6.80)*	9.08 *(4.60)*	9.10 *(4.50)*	9.10 *(4.50)*
(iii) Standard deviation of tariff rates			5.60 *(11.00)*	2.74 *(18.16)*	7.33 *(6.67)*	7.41 *(6.48)*	7.43 *(6.44)*
B. Regulatory trade barriers			5.51	4.84	4.75	4.74	5.37
(i) Non-tariff trade barriers			4.03	4.56	3.91	3.89	4.75
(ii) Compliance cost of importing and exporting			6.99	5.13	5.59	5.59	5.98
C. Black-market exchange rates	0.00	0.00	7.78	10.00	10.00	10.00	10.00
D. Controls of the movement of capital and people	0.00	0.00	4.34	3.27	2.91	2.85	2.83
(i) Foreign ownership/investment restrictions			7.13	4.61	4.31	4.13	4.06
(ii) Capital controls	0.00	0.00	1.54	0.77	0.00	0.00	0.00
(iii) Freedom of foreigners to visit				4.42	4.42	4.42	4.42
Area 5. Regulation			**4.84**	**6.42**	**5.98**	**6.40**	**6.53**
A. Credit Market regulations		0.00	5.59	9.16	7.68	8.47	7.88
(i) Ownership of banks		0.00	0.00	8.00	8.00	8.00	8.00
(ii) Private sector credit			9.76	9.47	5.04	8.40	5.63
(iii) Interest rate controls/negative real interest rates			7.00	10.00	10.00	9.00	10.00
B. Labor Market regulations			4.51	6.17	6.03	6.09	5.84
(i) Hiring regulations and minimum wage			1.87	5.60	5.57	5.57	5.57
(ii) Hiring and firing regulations		5.83	6.25	6.34	6.32	6.48	5.57
(iii) Centralized collective bargaining			8.07	7.30	7.01	7.23	6.67
(iv) Hours regulations			5.34	8.00	8.00	8.00	8.00
(v) Mandated cost of worker dismissal				8.79	9.25	9.25	9.25
(vi) Conscription			1.00	1.00	0.00	0.00	0.00
C. Business regulations			4.43	3.95	4.25	4.63	5.88
(i) Administrative requirements			6.27	2.58	2.45	2.34	2.65
(ii) Bureaucracy costs			4.80	3.80	6.18	6.18	6.18
(iii) Starting a business			2.87	8.20	9.18	9.28	9.31
(iv) Extra payments/bribes/favoritism			3.79	5.59	2.70	2.76	2.87
(v) Licensing restrictions				3.51	2.35	2.71	8.63
(vi) Cost of tax compliance				0.00	2.64	4.50	5.63

United Arab Emirates

	1980	1990	2000	2005	2010	2011	2012
Chain-Linked	Rating (Rank)	Rating (Rank)	Rating (Rank)	Rating (Rank)	Rating (Rank)	Rating (Rank)	Rating (Rank)
Summary Rating (Rank) ➤	**6.03** (28)	**7.20** (18)	**7.28** (39)	**7.49** (35)	**7.68** (18)	**7.79** (13)	**7.82** (13)
Area 1. Size of Government	5.97 (25)	7.43 (10)	6.11 (65)	8.09 (16)	7.94 (18)	7.81 (25)	7.79 (23)
Area 2. Legal System and Property Rights	2.06 (84)	5.79 (43)	7.52 (33)	7.18 (38)	7.18 (31)	7.42 (28)	7.56 (27)
Area 3. Sound Money	6.64 (35)	7.91 (33)	7.75 (65)	7.60 (77)	8.32 (67)	8.62 (59)	8.39 (67)
Area 4. Freedom to Trade Internationally			8.58 (27)	8.55 (12)	8.55 (11)	8.57 (9)	8.66 (5)
Area 5. Regulation	5.28 (58)	6.33 (37)	6.45 (54)	6.11 (92)	6.50 (84)	6.57 (87)	6.74 (78)
Unadjusted							
Summary Rating (Rank) ➤	**6.09** (28)	**7.46** (14)	**7.28** (40)	**7.71** (20)	**7.91** (7)	**8.02** (5)	**8.05** (6)
	Rating *(Data)*	Rating *(Data)*	Rating *(Data)*	Rating *(Data)*	Rating *(Data)*	Rating *(Data)*	Rating *(Data)*
Area 1. Size of Government	**5.19**	**7.43**	**6.11**	**8.09**	**7.94**	**7.81**	**7.79**
A. Government consumption	0.37 *(38.73)*	2.91 *(30.10)*	4.71 *(23.97)*	8.66 *(10.54)*	8.06 *(12.58)*	8.01 *(12.75)*	8.18 *(12.20)*
B. Transfers and subsidies		9.81 *(1.20)*	9.71 *(1.55)*	9.71 *(1.55)*	9.71 *(1.55)*	9.22 *(3.37)*	8.98 *(4.24)*
C. Government enterprises and investment		7.00 *(21.40)*	0.00 *(56.90)*	4.00 *(38.18)*	4.00 *(36.28)*	4.00 *(34.73)*	4.00 *(34.73)*
D. Top marginal tax rate	10.00	10.00	10.00	10.00	10.00	10.00	10.00
(i) Top marginal income tax rate	10.00 *(0)*	10.00	10.00 *(0)*	10.00 *(0)*	10.00 *(0)*	10.00 *(0)*	10.00 *(0)*
(ii) Top marginal income and payroll tax rate				10.00 *(16)*	10.00 *(16)*	10.00 *(16)*	10.00 *(16)*
Area 2. Legal System and Property Rights	**2.06**	**5.79**	**7.52**	**7.27**	**7.27**	**7.51**	**7.65**
A. Judicial independence				6.30	6.80	7.31	7.45
B. Impartial courts			7.55	6.35	5.66	6.15	6.39
C. Protection of property rights				6.82	6.35	7.03	7.31
D. Military interference in rule of law and politics			8.33	8.33	8.33	8.33	8.33
E. Integrity of the legal system			6.67	6.67	6.67	6.67	6.67
F. Legal enforcement of contracts				4.83	4.83	5.33	5.33
G. Regulatory restrictions on sale of real property				9.30	9.30	9.05	9.76
H. Reliability of police				8.23	8.55	8.49	8.42
I. Business costs of crime				8.63	8.98	9.25	9.22
Area 3. Sound Money	**7.93**	**9.44**	**7.75**	**7.60**	**8.32**	**8.62**	**8.39**
A. Money growth	5.46 *(22.70)*	9.27 *(3.66)*	8.87 *(5.66)*	6.65 *(16.75)*	8.21 *(8.95)*	9.56 *(2.22)*	9.46 *(2.71)*
B. Standard deviation of inflation	8.08 *(4.79)*	9.32 *(1.69)*	6.49 *(8.78)*	6.62 *(8.45)*	5.23 *(11.92)*	5.11 *(12.23)*	5.22 *(11.95)*
C. Inflation: most recent year	8.18 *(9.10)*	9.18 *(4.10)*	5.63 *(21.83)*	7.14 *(14.29)*	9.82 *(0.88)*	9.82 *(0.88)*	8.90 *(5.49)*
D. Freedom to own foreign currency bank accounts	10.00	10.00	10.00	10.00	10.00	10.00	10.00
Area 4. Freedom to Trade Internationally	**10.00**	**8.33**	**8.58**	**8.11**	**8.10**	**8.13**	**8.20**
A. Tariffs	10.00	10.00	9.60	8.87	8.67	8.65	8.82
(i) Revenue from trade taxes (% of trade sector)	10.00 *(0.00)*	10.00 *(0.00)*	10.00 *(0.00)*	10.00 *(0.00)*	10.00 *(0.00)*	10.00 *(0.00)*	10.00 *(0.00)*
(ii) Mean tariff rate			9.20 *(4.00)*	9.04 *(4.80)*	9.02 *(4.90)*	9.02 *(4.90)*	9.06 *(4.70)*
(iii) Standard deviation of tariff rates				7.56 *(6.10)*	7.00 *(7.50)*	6.94 *(7.64)*	7.39 *(6.53)*
B. Regulatory trade barriers				8.11	8.40	8.31	8.35
(i) Non-tariff trade barriers				7.62	7.65	7.49	7.55
(ii) Compliance cost of importing and exporting				8.60	9.14	9.14	9.14
C. Black-market exchange rates	10.00	10.00	10.00	10.00	10.00	10.00	10.00
D. Controls of the movement of capital and people	10.00	5.00	6.15	5.45	5.34	5.53	5.66
(i) Foreign ownership/investment restrictions				6.69	6.68	7.26	7.63
(ii) Capital controls	10.00	5.00	6.15	6.15	5.83	5.83	5.83
(iii) Freedom of foreigners to visit				3.52	3.52	3.52	3.52
Area 5. Regulation	**5.28**	**6.33**	**6.45**	**7.46**	**7.93**	**8.02**	**8.23**
A. Credit Market regulations	6.85	6.49	6.86	7.74	7.64	7.63	8.33
(i) Ownership of banks	5.00	5.00	5.00	5.00	5.00	5.00	5.00
(ii) Private sector credit	8.71	7.98	8.71	8.21	7.92	7.90	10.00
(iii) Interest rate controls/negative real interest rates				10.00	10.00	10.00	10.00
B. Labor Market regulations				7.48	8.50	8.51	8.42
(i) Hiring regulations and minimum wage				10.00	10.00	10.00	10.00
(ii) Hiring and firing regulations				6.21	6.59	6.59	6.09
(iii) Centralized collective bargaining				8.47	8.38	8.48	8.41
(iv) Hours regulations				8.00	6.00	6.00	6.00
(v) Mandated cost of worker dismissal				2.21	10.00	10.00	10.00
(vi) Conscription	3.00	10.00	10.00	10.00	10.00	10.00	10.00
C. Business regulations				7.15	7.66	7.92	7.94
(i) Administrative requirements				5.56	5.60	6.37	6.54
(ii) Bureaucracy costs				2.18	2.98	2.98	2.98
(iii) Starting a business				8.03	9.52	9.68	9.68
(iv) Extra payments/bribes/favoritism				8.07	7.97	8.62	8.63
(v) Licensing restrictions				9.21	9.99	9.98	9.98
(vi) Cost of tax compliance				9.87	9.87	9.87	9.87

United Kingdom

	1980	1990	2000	2005	2010	2011	2012
Chain-Linked	Rating (Rank)	Rating (Rank)	Rating (Rank)	Rating (Rank)	Rating (Rank)	Rating (Rank)	Rating (Rank)
Summary Rating (Rank) ➤	**6.57** (17)	**8.08** (6)	**8.50** (6)	**8.37** (5)	**7.88** (9)	**7.89** (10)	**7.92** (9)
Area 1. Size of Government	3.77 (87)	5.65 (58)	6.13 (61)	6.29 (79)	5.18 (96)	5.23 (98)	5.28 (99)
Area 2. Legal System and Property Rights	7.05 (19)	7.73 (16)	9.29 (6)	9.07 (8)	8.74 (11)	8.74 (10)	8.59 (9)
Area 3. Sound Money	5.96 (68)	9.48 (12)	9.31 (30)	9.45 (29)	9.58 (19)	9.56 (17)	9.76 (2)
Area 4. Freedom to Trade Internationally	8.99 (5)	9.04 (9)	9.40 (5)	8.75 (6)	8.75 (6)	8.65 (8)	8.52 (9)
Area 5. Regulation	6.99 (12)	8.55 (2)	8.36 (3)	8.35 (7)	7.22 (32)	7.34 (33)	7.52 (27)
Unadjusted							
Summary Rating (Rank) ➤	**6.72** (14)	**8.18** (5)	**8.50** (6)	**8.25** (5)	**7.77** (13)	**7.78** (12)	**7.81** (12)
	Rating *(Data)*	Rating *(Data)*	Rating *(Data)*	Rating *(Data)*	Rating *(Data)*	Rating *(Data)*	Rating *(Data)*
Area 1. Size of Government	**3.94**	**5.65**	**6.13**	**6.29**	**5.18**	**5.23**	**5.28**
A. Government consumption	3.93 *(26.62)*	4.52 *(24.63)*	5.23 *(22.22)*	4.32 *(25.31)*	3.98 *(26.46)*	4.18 *(25.80)*	4.47 *(24.80)*
B. Transfers and subsidies	5.83 *(15.80)*	6.08 *(14.90)*	6.31 *(14.05)*	6.33 *(13.97)*	5.75 *(16.10)*	5.73 *(16.17)*	5.64 *(16.51)*
C. Government enterprises and investment	6.00 *(29.10)*	8.00 *(15.30)*	8.00 *(16.40)*	10.00 *(4.24)*	8.00 *(16.60)*	8.00 *(15.52)*	8.00 *(15.13)*
D. Top marginal tax rate	0.00	4.00	5.00	4.50	3.00	3.00	3.00
(i) Top marginal income tax rate	0.00 *(83)*	5.00 *(40)*	6.00 *(40)*	5.00 *(41)*	5.00 *(50)*	5.00 *(50)*	5.00 *(50)*
(ii) Top marginal income and payroll tax rate		3.00 *(48)*	4.00 *(48)*	4.00 *(48)*	1.00 *(66)*	1.00 *(68)*	1.00 *(68)*
Area 2. Legal System and Property Rights	**7.05**	**7.73**	**9.29**	**8.27**	**7.97**	**7.97**	**7.83**
A. Judicial independence			9.02	8.74	8.66	8.66	8.72
B. Impartial courts			9.02	8.38	6.79	7.03	7.28
C. Protection of property rights			8.44	9.09	8.34	8.67	8.60
D. Military interference in rule of law and politics			10.00	10.00	10.00	10.00	10.00
E. Integrity of the legal system			10.00	9.17	9.17	8.33	8.33
F. Legal enforcement of contracts				6.00	5.95	5.88	4.75
G. Regulatory restrictions on sale of real property				8.26	7.91	7.91	8.05
H. Reliability of police				7.51	7.77	8.11	7.79
I. Business costs of crime				7.25	7.15	7.11	6.91
Area 3. Sound Money	**5.96**	**9.48**	**9.31**	**9.45**	**9.58**	**9.56**	**9.76**
A. Money growth	8.57 *(7.17)*	9.75 *(1.27)*	8.14 *(9.31)*	8.54 *(7.30)*	9.26 *(3.70)*	9.39 *(3.04)*	9.84 *(-0.81)*
B. Standard deviation of inflation	9.04 *(2.40)*	9.45 *(1.38)*	9.69 *(0.77)*	9.82 *(0.44)*	9.73 *(0.67)*	9.73 *(0.67)*	9.75 *(0.62)*
C. Inflation: most recent year	6.23 *(18.84)*	8.72 *(6.42)*	9.41 *(2.93)*	9.43 *(2.83)*	9.34 *(3.29)*	9.10 *(4.48)*	9.44 *(2.82)*
D. Freedom to own foreign currency bank accounts	0.00	10.00	10.00	10.00	10.00	10.00	10.00
Area 4. Freedom to Trade Internationally	**9.63**	**9.47**	**9.40**	**8.80**	**8.80**	**8.70**	**8.57**
A. Tariffs	8.89	8.41	9.18	8.39	8.34	8.27	8.21
(i) Revenue from trade taxes (% of trade sector)	9.53 *(0.70)*	9.60 *(0.60)*	9.78 *(0.33)*	9.59 *(0.62)*	9.63 *(0.55)*	9.66 *(0.51)*	9.63 *(0.55)*
(ii) Mean tariff rate	8.24 *(8.80)*	8.52 *(7.40)*	9.52 *(2.40)*	9.46 *(2.70)*	8.98 *(5.10)*	8.94 *(5.30)*	8.90 *(5.50)*
(iii) Standard deviation of tariff rates		7.12 *(7.20)*	8.24 *(4.40)*	6.13 *(9.67)*	6.41 *(8.98)*	6.23 *(9.43)*	6.11 *(9.74)*
B. Regulatory trade barriers			9.32	8.07	8.36	8.26	7.81
(i) Non-tariff trade barriers			8.97	7.23	7.51	7.31	6.49
(ii) Compliance cost of importing and exporting			9.67	8.91	9.20	9.20	9.12
C. Black-market exchange rates	10.00	10.00	10.00	10.00	10.00	10.00	10.00
D. Controls of the movement of capital and people	10.00	10.00	9.10	8.74	8.50	8.27	8.27
(i) Foreign ownership/investment restrictions			9.75	8.59	7.99	7.93	7.94
(ii) Capital controls	10.00	10.00	8.46	8.46	8.33	7.69	7.69
(iii) Freedom of foreigners to visit				9.18	9.18	9.18	9.18
Area 5. Regulation	**7.00**	**8.59**	**8.36**	**8.46**	**7.32**	**7.44**	**7.62**
A. Credit Market regulations	7.33	9.93	10.00	9.33	6.92	7.19	7.57
(i) Ownership of banks	10.00	10.00	10.00	10.00	10.00	10.00	10.00
(ii) Private sector credit	8.00	9.79	10.00	7.98	1.76	3.57	4.71
(iii) Interest rate controls/negative real interest rates	4.00	10.00	10.00	10.00	9.00	8.00	8.00
B. Labor Market regulations	6.67	7.24	6.92	8.47	8.25	8.27	8.27
(i) Hiring regulations and minimum wage			4.61	8.90	8.90	8.90	8.90
(ii) Hiring and firing regulations		7.39	4.90	5.83	5.67	5.88	5.78
(iii) Centralized collective bargaining	5.18	6.21	8.60	8.10	7.87	7.87	8.03
(iv) Hours regulations	4.84	5.37	6.51	10.00	8.00	8.00	8.00
(v) Mandated cost of worker dismissal				7.96	9.08	8.96	8.92
(vi) Conscription	10.00	10.00	10.00	10.00	10.00	10.00	10.00
C. Business regulations			8.17	7.60	6.77	6.87	7.02
(i) Administrative requirements			7.93	3.80	3.50	3.95	4.57
(ii) Bureaucracy costs			8.03	5.90	1.90	1.90	1.90
(iii) Starting a business			7.73	9.58	9.58	9.58	9.61
(iv) Extra payments/bribes/favoritism			8.97	9.04	7.70	7.84	7.92
(v) Licensing restrictions				8.45	9.19	9.19	9.36
(vi) Cost of tax compliance				8.82	8.77	8.77	8.77

United States

	1980	1990	2000	2005	2010	2011	2012
Chain-Linked	Rating (Rank)	Rating (Rank)	Rating (Rank)	Rating (Rank)	Rating (Rank)	Rating (Rank)	Rating (Rank)
Summary Rating (Rank) ➤	**7.92** (3)	**8.35** (3)	**8.65** (2)	**8.20** (9)	**7.74** (15)	**7.74** (16)	**7.81** (14)
Area 1. Size of Government	5.08 (49)	6.71 (24)	7.03 (34)	7.13 (46)	6.39 (63)	6.83 (53)	6.96 (46)
Area 2. Legal System and Property Rights	8.35 (1)	8.35 (10)	9.23 (9)	7.51 (29)	7.12 (33)	6.93 (38)	6.99 (36)
Area 3. Sound Money	9.22 (5)	9.68 (7)	9.78 (2)	9.76 (1)	9.68 (6)	9.31 (36)	9.32 (38)
Area 4. Freedom to Trade Internationally	8.77 (7)	8.77 (11)	8.78 (22)	8.28 (17)	7.93 (31)	7.92 (30)	7.91 (29)
Area 5. Regulation	8.11 (4)	8.23 (4)	8.43 (2)	8.37 (6)	7.67 (14)	7.77 (10)	7.93 (10)
Unadjusted							
Summary Rating (Rank) ➤	**8.07** (2)	**8.43** (3)	**8.65** (2)	**8.20** (8)	**7.74** (15)	**7.74** (14)	**7.81** (12)
	Rating *(Data)*	Rating *(Data)*	Rating *(Data)*	Rating *(Data)*	Rating *(Data)*	Rating *(Data)*	Rating *(Data)*
Area 1. Size of Government	**5.17**	**6.71**	**7.03**	**7.13**	**6.39**	**6.83**	**6.96**
A. Government consumption	5.53 *(21.21)*	5.66 *(20.76)*	6.59 *(17.60)*	6.34 *(18.43)*	5.85 *(20.10)*	6.03 *(19.50)*	6.29 *(18.60)*
B. Transfers and subsidies	7.17 *(10.90)*	6.68 *(12.70)*	6.54 *(13.19)*	6.69 *(12.66)*	5.69 *(16.31)*	5.77 *(16.01)*	6.03 *(15.06)*
C. Government enterprises and investment	8.00 *(17.71)*	8.00 *(18.28)*	8.00 *(17.68)*	8.00 *(15.23)*	7.00 *(23.14)*	8.00 *(18.33)*	8.00 *(19.24)*
D. Top marginal tax rate	0.00	6.50	7.00	7.50	7.00	7.50	7.50
(i) Top marginal income tax rate	0.00 *(70-75)*	7.00 *(33-42)*	7.00 *(40-46)*	8.00 *(35-42)*	7.00 *(35-41)*	8.00 *(35-42)*	8.00 *(35-42)*
(ii) Top marginal income and payroll tax rate		6.00 *(36-45)*	7.00 *(42-49)*	7.00 *(37-44)*	7.00 *(37-44)*	7.00 *(37-44)*	7.00 *(37-44)*
Area 2. Legal System and Property Rights	**8.35**	**8.35**	**9.23**	**7.54**	**7.14**	**6.96**	**7.02**
A. Judicial independence			8.02	6.60	6.57	6.50	6.74
B. Impartial courts			9.02	6.80	5.63	5.57	5.88
C. Protection of property rights			9.10	8.05	6.76	6.63	6.95
D. Military interference in rule of law and politics			10.00	6.67	6.67	6.67	6.67
E. Integrity of the legal system			10.00	8.33	8.33	8.33	8.33
F. Legal enforcement of contracts				7.33	7.33	6.80	6.56
G. Regulatory restrictions on sale of real property				9.61	9.51	8.62	8.66
H. Reliability of police				7.82	7.60	7.58	7.80
I. Business costs of crime				6.66	5.89	5.91	5.57
Area 3. Sound Money	**9.22**	**9.68**	**9.78**	**9.76**	**9.68**	**9.31**	**9.32**
A. Money growth	9.25 *(3.75)*	9.86 *(-0.72)*	9.94 *(-0.28)*	9.92 *(-0.41)*	9.46 *(2.69)*	8.18 *(9.12)*	7.95 *(10.23)*
B. Standard deviation of inflation	9.54 *(1.15)*	9.71 *(0.72)*	9.84 *(0.40)*	9.79 *(0.52)*	9.58 *(1.05)*	9.68 *(0.81)*	9.75 *(0.62)*
C. Inflation: most recent year	8.10 *(9.51)*	9.13 *(4.34)*	9.32 *(3.38)*	9.32 *(3.39)*	9.67 *(1.64)*	9.37 *(3.16)*	9.59 *(2.07)*
D. Freedom to own foreign currency bank accounts	10.00	10.00	10.00	10.00	10.00	10.00	10.00
Area 4. Freedom to Trade Internationally	**8.97**	**8.74**	**8.78**	**8.07**	**7.73**	**7.72**	**7.71**
A. Tariffs	8.90	8.23	8.12	8.38	8.43	8.40	8.44
(i) Revenue from trade taxes (% of trade sector)	9.27 *(1.10)*	9.00 *(1.50)*	9.44 *(0.84)*	9.49 *(0.76)*	9.55 *(0.68)*	9.55 *(0.67)*	9.55 *(0.68)*
(ii) Mean tariff rate	8.54 *(7.30)*	8.76 *(6.20)*	9.20 *(4.00)*	9.36 *(3.20)*	9.30 *(3.50)*	9.30 *(3.50)*	9.32 *(3.40)*
(iii) Standard deviation of tariff rates		6.92 *(7.70)*	5.72 *(10.70)*	6.28 *(9.31)*	6.43 *(8.93)*	6.36 *(9.10)*	6.45 *(8.87)*
B. Regulatory trade barriers			8.81	8.03	7.66	7.65	7.56
(i) Non-tariff trade barriers			8.12	6.72	5.97	5.95	5.77
(ii) Compliance cost of importing and exporting			9.50	9.35	9.35	9.35	9.35
C. Black-market exchange rates	10.00	10.00	10.00	10.00	10.00	10.00	10.00
D. Controls of the movement of capital and people	8.00	8.00	8.21	5.88	4.83	4.83	4.83
(i) Foreign ownership/investment restrictions			9.49	7.28	6.46	6.44	6.46
(ii) Capital controls	8.00	8.00	6.92	6.15	3.85	3.85	3.85
(iii) Freedom of foreigners to visit				4.20	4.20	4.20	4.20
Area 5. Regulation	**8.63**	**8.66**	**8.43**	**8.50**	**7.78**	**7.88**	**8.06**
A. Credit Market regulations	9.52	9.64	9.81	9.10	7.58	7.93	8.48
(i) Ownership of banks	10.00	10.00	10.00	10.00	10.00	10.00	10.00
(ii) Private sector credit	8.55	8.93	9.43	7.29	2.73	3.80	5.45
(iii) Interest rate controls/negative real interest rates	10.00	10.00	10.00	10.00	10.00	10.00	10.00
B. Labor Market regulations	7.74	7.68	7.17	9.14	9.06	9.01	9.01
(i) Hiring regulations and minimum wage			3.82	10.00	10.00	10.00	10.00
(ii) Hiring and firing regulations		7.15	6.65	7.01	6.84	6.73	6.53
(iii) Centralized collective bargaining	7.59	7.59	8.35	7.83	7.49	7.33	7.53
(iv) Hours regulations	5.63	5.98	7.01	10.00	10.00	10.00	10.00
(v) Mandated cost of worker dismissal				10.00	10.00	10.00	10.00
(vi) Conscription	10.00	10.00	10.00	10.00	10.00	10.00	10.00
C. Business regulations			8.32	7.26	6.71	6.71	6.67
(i) Administrative requirements			7.92	4.29	4.03	3.88	4.00
(ii) Bureaucracy costs			8.15	5.93	2.59	2.59	2.59
(iii) Starting a business			8.40	9.80	9.79	9.79	9.82
(iv) Extra payments/bribes/favoritism			8.82	7.23	5.99	5.97	6.19
(v) Licensing restrictions				9.98	9.98	9.97	9.41
(vi) Cost of tax compliance				6.36	7.90	8.04	8.04

Uruguay

	1980	1990	2000	2005	2010	2011	2012
Chain-Linked	Rating (Rank)	Rating (Rank)	Rating (Rank)	Rating (Rank)	Rating (Rank)	Rating (Rank)	Rating (Rank)
Summary Rating (Rank) ➤	**6.07** (27)	**6.34** (34)	**7.08** (41)	**7.03** (55)	**7.28** (45)	**7.33** (43)	**7.30** (46)
Area 1. Size of Government	7.13 (11)	7.00 (19)	6.53 (51)	7.25 (39)	6.81 (52)	7.34 (33)	7.37 (34)
Area 2. Legal System and Property Rights	5.37 (40)	6.01 (39)	6.39 (54)	5.69 (65)	6.01 (58)	5.68 (64)	5.53 (69)
Area 3. Sound Money	4.18 (97)	3.76 (104)	8.39 (48)	8.18 (65)	8.98 (48)	9.09 (47)	9.18 (47)
Area 4. Freedom to Trade Internationally	7.43 (16)	8.10 (17)	8.18 (37)	7.68 (44)	7.97 (30)	7.92 (31)	7.83 (31)
Area 5. Regulation	6.03 (35)	6.63 (28)	5.91 (86)	6.28 (86)	6.57 (79)	6.58 (85)	6.50 (93)
Unadjusted							
Summary Rating (Rank) ➤	**6.33** (22)	**6.60** (31)	**7.08** (44)	**7.06** (60)	**7.31** (43)	**7.37** (42)	**7.33** (47)
	Rating *(Data)*	Rating *(Data)*	Rating *(Data)*	Rating *(Data)*	Rating *(Data)*	Rating *(Data)*	Rating *(Data)*
Area 1. Size of Government	**7.82**	**7.67**	**6.53**	**7.25**	**6.81**	**7.34**	**7.37**
A. Government consumption	7.61 *(14.11)*	6.83 *(16.77)*	7.40 *(14.84)*	7.88 *(13.19)*	6.94 *(16.39)*	7.06 *(16.00)*	6.91 *(16.50)*
B. Transfers and subsidies	7.66 *(9.10)*	6.87 *(12.00)*	5.20 *(18.10)*	6.60 *(13.00)*	6.29 *(14.10)*	6.32 *(14.01)*	6.08 *(14.90)*
C. Government enterprises and investment	6.00 *(29.00)*	7.00 *(23.00)*	6.00 *(25.20)*	7.00 *(20.41)*	6.00 *(27.50)*	8.00 *(18.69)*	8.00 *(18.36)*
D. Top marginal tax rate	10.00	10.00	7.50	7.50	8.00	8.00	8.50
(i) Top marginal income tax rate	10.00 *(0)*	10.00 *(0)*	10.00 *(0)*	10.00 *(0)*	9.00 *(25)*	9.00 *(25)*	9.00 *(30)*
(ii) Top marginal income and payroll tax rate			5.00 *(36)*	5.00 *(36)*	7.00 *(31)*	7.00 *(31)*	8.00 *(35)*
Area 2. Legal System and Property Rights	**5.61**	**6.28**	**6.39**	**5.57**	**5.89**	**5.57**	**5.42**
A. Judicial independence				6.55	7.13	7.04	7.36
B. Impartial courts			6.67	5.47	5.26	4.86	4.89
C. Protection of property rights			5.53	6.26	6.75	6.68	6.45
D. Military interference in rule of law and politics			8.33	8.19	6.67	5.83	5.83
E. Integrity of the legal system			5.00	4.17	4.17	4.17	4.17
F. Legal enforcement of contracts				3.88	3.88	3.85	3.85
G. Regulatory restrictions on sale of real property				6.42	6.42	6.42	6.42
H. Reliability of police				4.84	6.02	5.39	4.89
I. Business costs of crime				4.35	6.68	5.86	4.90
Area 3. Sound Money	**4.18**	**3.76**	**8.39**	**8.18**	**8.98**	**9.09**	**9.18**
A. Money growth	1.45 *(42.73)*	0.00 *(54.79)*	8.49 *(7.57)*	6.89 *(15.53)*	7.90 *(10.51)*	8.62 *(6.89)*	9.03 *(4.86)*
B. Standard deviation of inflation	5.28 *(11.81)*	5.03 *(12.43)*	6.04 *(9.89)*	6.76 *(8.11)*	9.36 *(1.60)*	9.34 *(1.65)*	9.32 *(1.70)*
C. Inflation: most recent year	0.00 *(54.76)*	0.00 *(100.39)*	9.05 *(4.76)*	9.06 *(4.70)*	8.66 *(6.68)*	8.38 *(8.09)*	8.38 *(8.10)*
D. Freedom to own foreign currency bank accounts	10.00	10.00	10.00	10.00	10.00	10.00	10.00
Area 4. Freedom to Trade Internationally	**8.02**	**8.65**	**8.18**	**7.85**	**8.15**	**8.10**	**8.01**
A. Tariffs	4.07	5.94	7.72	7.73	7.77	7.74	7.78
(i) Revenue from trade taxes (% of trade sector)	4.07 *(8.90)*	6.27 *(5.60)*	8.71 *(1.93)*	8.43 *(2.35)*	8.65 *(2.03)*	8.57 *(2.15)*	8.63 *(2.06)*
(ii) Mean tariff rate		3.90 *(30.50)*	7.78 *(11.10)*	8.02 *(9.90)*	7.90 *(10.50)*	7.90 *(10.50)*	7.90 *(10.50)*
(iii) Standard deviation of tariff rates		7.64 *(5.90)*	6.68 *(8.30)*	6.74 *(8.16)*	6.77 *(8.09)*	6.77 *(8.09)*	6.81 *(7.98)*
B. Regulatory trade barriers			6.25	6.22	6.96	6.84	6.81
(i) Non-tariff trade barriers			6.25	5.73	6.56	5.97	5.80
(ii) Compliance cost of importing and exporting				6.72	7.37	7.70	7.82
C. Black-market exchange rates	10.00	10.00	10.00	10.00	10.00	10.00	10.00
D. Controls of the movement of capital and people	10.00	10.00	8.74	7.45	7.87	7.81	7.44
(i) Foreign ownership/investment restrictions			9.02	6.74	8.02	7.81	7.48
(ii) Capital controls	10.00	10.00	8.46	8.46	8.46	8.46	7.69
(iii) Freedom of foreigners to visit				7.14	7.14	7.14	7.14
Area 5. Regulation	**6.00**	**6.63**	**5.91**	**6.43**	**6.74**	**6.74**	**6.66**
A. Credit Market regulations	5.50	7.67	5.75	6.71	8.13	8.19	7.87
(i) Ownership of banks	5.00	5.00	5.00	2.00	5.00	5.00	5.00
(ii) Private sector credit		10.00	7.25	9.13	9.40	9.58	8.62
(iii) Interest rate controls/negative real interest rates	6.00	8.00	5.00	9.00	10.00	10.00	10.00
B. Labor Market regulations			5.89	6.43	5.78	5.70	5.76
(i) Hiring regulations and minimum wage			2.56	6.70	6.67	6.67	6.67
(ii) Hiring and firing regulations			4.12	3.29	3.28	2.90	3.13
(iii) Centralized collective bargaining			6.90	3.47	2.14	2.02	2.13
(iv) Hours regulations				8.00	8.00	8.00	8.00
(v) Mandated cost of worker dismissal				7.13	4.61	4.61	4.61
(vi) Conscription	10.00	10.00	10.00	10.00	10.00	10.00	10.00
C. Business regulations			6.09	6.16	6.29	6.34	6.34
(i) Administrative requirements			6.75	3.50	3.52	3.56	3.86
(ii) Bureaucracy costs			6.48	4.96	4.31	4.31	4.31
(iii) Starting a business			5.00	7.56	9.51	9.52	9.55
(iv) Extra payments/bribes/favoritism			6.11	7.49	7.20	7.15	7.13
(v) Licensing restrictions				6.85	6.97	6.98	6.66
(vi) Cost of tax compliance				6.59	6.23	6.53	6.53

Venezuela

	1980	1990	2000	2005	2010	2011	2012
Chain-Linked	Rating (Rank)	Rating (Rank)	Rating (Rank)	Rating (Rank)	Rating (Rank)	Rating (Rank)	Rating (Rank)
Summary Rating (Rank) ➤	**6.69** (14)	**5.69** (51)	**5.83** (94)	**4.52** (121)	**3.83** (122)	**3.78** (123)	**3.71** (123)
Area 1. Size of Government	6.29 (21)	5.95 (45)	5.95 (73)	4.91 (103)	4.96 (104)	4.61 (111)	4.88 (109)
Area 2. Legal System and Property Rights	6.22 (30)	5.70 (49)	3.75 (105)	1.64 (122)	1.46 (123)	1.45 (123)	1.30 (123)
Area 3. Sound Money	7.40 (27)	4.74 (94)	5.56 (110)	5.10 (116)	4.72 (121)	4.71 (121)	4.73 (122)
Area 4. Freedom to Trade Internationally	8.59 (9)	7.14 (28)	7.86 (46)	5.50 (105)	3.41 (121)	3.36 (121)	3.19 (120)
Area 5. Regulation	4.92 (72)	4.89 (82)	6.05 (80)	5.40 (107)	4.51 (121)	4.68 (121)	4.47 (122)
Unadjusted							
Summary Rating (Rank) ➤	**6.72** (14)	**5.55** (56)	**5.83** (93)	**4.74** (136)	**4.01** (153)	**3.96** (152)	**3.89** (152)
	Rating *(Data)*	Rating *(Data)*	Rating *(Data)*	Rating *(Data)*	Rating *(Data)*	Rating *(Data)*	Rating *(Data)*
Area 1. Size of Government	**6.29**	**5.95**	**5.95**	**4.91**	**4.96**	**4.61**	**4.88**
A. Government consumption	6.56 *(17.68)*	8.25 *(11.95)*	6.06 *(19.39)*	6.36 *(18.37)*	7.06 *(16.00)*	6.68 *(17.30)*	6.74 *(17.10)*
B. Transfers and subsidies	9.59 *(2.00)*	8.56 *(5.80)*	7.74 *(8.79)*	5.77 *(16.01)*	5.77 *(16.01)*	5.77 *(16.01)*	5.77 *(16.01)*
C. Government enterprises and investment	2.00 *(45.60)*	0.00 *(65.20)*	2.00 *(42.36)*	2.00 *(42.36)*	0.00 *(60.59)*	0.00 *(60.59)*	0.00 *(60.59)*
D. Top marginal tax rate	7.00	7.00	8.00	5.50	7.00	6.00	7.00
(i) Top marginal income tax rate	7.00 *(45)*	7.00 *(45)*	8.00 *(35)*	7.00 *(34)*	8.00 *(34)*	7.00 *(34)*	8.00 *(34)*
(ii) Top marginal income and payroll tax rate		7.00 *(45)*	8.00 *(35)*	4.00 *(49)*	6.00 *(41)*	5.00 *(41)*	6.00 *(41)*
Area 2. Legal System and Property Rights	**6.22**	**5.70**	**3.75**	**2.77**	**2.48**	**2.46**	**2.20**
A. Judicial independence			1.67	0.31	1.08	0.45	0.19
B. Impartial courts			3.67	0.93	1.24	1.37	1.06
C. Protection of property rights			3.40	2.27	1.25	1.32	1.02
D. Military interference in rule of law and politics			3.33	0.83	0.83	0.83	0.83
E. Integrity of the legal system			6.67	5.00	1.67	1.67	1.67
F. Legal enforcement of contracts				3.97	3.97	3.97	3.21
G. Regulatory restrictions on sale of real property				8.42	8.46	8.46	8.46
H. Reliability of police				1.82	1.99	1.87	1.53
I. Business costs of crime				1.36	1.81	2.17	1.87
Area 3. Sound Money	**7.40**	**4.74**	**5.56**	**5.10**	**4.72**	**4.71**	**4.73**
A. Money growth	7.79 *(11.04)*	7.28 *(13.58)*	5.48 *(22.60)*	3.12 *(34.40)*	5.90 *(20.49)*	5.12 *(24.42)*	4.16 *(29.22)*
B. Standard deviation of inflation	7.02 *(7.44)*	0.00 *(30.17)*	0.00 *(39.24)*	5.49 *(11.29)*	3.81 *(15.48)*	3.96 *(15.11)*	3.96 *(15.10)*
C. Inflation: most recent year	4.80 *(26.02)*	1.66 *(41.71)*	6.76 *(16.21)*	6.81 *(15.95)*	4.19 *(29.06)*	4.78 *(26.09)*	5.79 *(21.07)*
D. Freedom to own foreign currency bank accounts	10.00	10.00	10.00	5.00	5.00	5.00	5.00
Area 4. Freedom to Trade Internationally	**8.67**	**6.41**	**7.86**	**5.63**	**3.48**	**3.44**	**3.26**
A. Tariffs	8.00	4.22	7.61	7.64	7.80	7.80	7.53
(i) Revenue from trade taxes (% of trade sector)	8.00 *(3.00)*	8.53 *(2.20)*	7.89 *(3.16)*	8.45 *(2.33)*	8.45 *(2.33)*	8.45 *(2.33)*	8.45 *(2.33)*
(ii) Mean tariff rate		3.88 *(30.60)*	7.30 *(13.50)*	7.44 *(12.80)*	7.50 *(12.50)*	7.50 *(12.50)*	7.34 *(13.30)*
(iii) Standard deviation of tariff rates		0.24 *(24.40)*	7.64 *(5.90)*	7.04 *(7.41)*	7.45 *(6.38)*	7.45 *(6.38)*	6.81 *(7.98)*
B. Regulatory trade barriers			5.68	4.04	2.59	2.50	2.19
(i) Non-tariff trade barriers			4.87	4.78	3.56	3.38	3.90
(ii) Compliance cost of importing and exporting			6.49	3.30	1.62	1.62	0.47
C. Black-market exchange rates	10.00	10.00	10.00	5.13	0.00	0.00	0.00
D. Controls of the movement of capital and people	8.00	5.00	8.15	5.70	3.55	3.44	3.34
(i) Foreign ownership/investment restrictions			9.37	5.03	3.18	2.87	2.56
(ii) Capital controls	8.00	5.00	6.92	5.38	0.77	0.77	0.77
(iii) Freedom of foreigners to visit				6.69	6.69	6.69	6.69
Area 5. Regulation	**5.04**	**4.93**	**6.05**	**5.27**	**4.40**	**4.57**	**4.36**
A. Credit Market regulations	6.09	6.00	8.55	9.33	5.93	6.49	6.15
(i) Ownership of banks	5.00	8.00	8.00	8.00	5.00	5.00	5.00
(ii) Private sector credit	9.26	10.00	9.64	10.00	7.79	7.47	3.44
(iii) Interest rate controls/negative real interest rates	4.00	0.00	8.00	10.00	5.00	7.00	10.00
B. Labor Market regulations		3.87	4.03	3.06	3.61	3.51	3.35
(i) Hiring regulations and minimum wage			4.07	3.30	3.33	3.33	3.33
(ii) Hiring and firing regulations		4.36	4.55	1.69	2.16	1.81	1.13
(iii) Centralized collective bargaining	7.24	7.24	5.83	4.29	4.55	4.40	4.27
(iv) Hours regulations			5.68	6.00	8.00	8.00	8.00
(v) Mandated cost of worker dismissal							
(vi) Conscription	0.00	0.00	0.00	0.00	0.00	0.00	0.00
C. Business regulations			5.57	3.43	3.67	3.72	3.59
(i) Administrative requirements			6.42	1.39	1.97	1.84	1.41
(ii) Bureaucracy costs			6.15	3.73	5.66	5.66	5.66
(iii) Starting a business			4.68	6.40	6.39	6.38	6.29
(iv) Extra payments/bribes/favoritism			5.02	4.44	2.98	2.53	2.26
(v) Licensing restrictions				4.30	4.71	4.78	4.82
(vi) Cost of tax compliance				0.32	0.32	1.12	1.12

Vietnam

	1980	1990	2000	2005	2010	2011	2012
Chain-Linked	Rating (Rank)	Rating (Rank)	Rating (Rank)	Rating (Rank)	Rating (Rank)	Rating (Rank)	Rating (Rank)
Summary Rating (Rank) ➤							
Area 1. Size of Government							
Area 2. Legal System and Property Rights							
Area 3. Sound Money							
Area 4. Freedom to Trade Internationally							
Area 5. Regulation							
Unadjusted							
Summary Rating (Rank) ➤				**6.19** (102)	**6.55** (100)	**6.26** (123)	**6.42** (114)
	Rating *(Data)*	Rating *(Data)*	Rating *(Data)*	Rating *(Data)*	Rating *(Data)*	Rating *(Data)*	Rating *(Data)*
Area 1. Size of Government				**6.58**	**8.04**	**7.03**	**7.65**
A. Government consumption			9.38 *(8.09)*	9.17 *(8.83)*	9.08 *(9.14)*	9.06 *(9.20)*	9.29 *(8.40)*
B. Transfers and subsidies							
C. Government enterprises and investment							
D. Top marginal tax rate				4.00	7.00	5.00	6.00
(i) Top marginal income tax rate				5.00 *(40)*	7.00 *(35)*	5.00 *(36)*	7.00 *(35)*
(ii) Top marginal income and payroll tax rate				3.00 *(52)*	7.00 *(35)*	5.00 *(36)*	5.00 *(36)*
Area 2. Legal System and Property Rights				**5.86**	**5.88**	**5.66**	**5.44**
A. Judicial independence				4.13	4.33	3.94	3.94
B. Impartial courts				4.60	4.39	4.32	3.94
C. Protection of property rights				5.72	4.52	4.20	4.18
D. Military interference in rule of law and politics				5.00	5.00	5.00	5.00
E. Integrity of the legal system				6.67	6.67	6.67	6.67
F. Legal enforcement of contracts				6.36	6.51	5.69	5.69
G. Regulatory restrictions on sale of real property				8.34	8.73	8.73	8.73
H. Reliability of police				5.88	6.96	6.02	4.60
I. Business costs of crime				6.00	5.85	6.38	6.27
Area 3. Sound Money				**6.30**	**5.93**	**5.69**	**5.97**
A. Money growth			6.96 *(15.21)*	7.95 *(10.27)*	8.02 *(9.92)*	9.37 *(3.13)*	8.41 *(7.96)*
B. Standard deviation of inflation				8.90 *(2.76)*	7.46 *(6.35)*	7.12 *(7.20)*	7.29 *(6.77)*
C. Inflation: most recent year				8.35 *(8.27)*	8.23 *(8.86)*	6.26 *(18.68)*	8.18 *(9.09)*
D. Freedom to own foreign currency bank accounts				0.00	0.00	0.00	0.00
Area 4. Freedom to Trade Internationally				**5.84**	**6.28**	**6.27**	**6.41**
A. Tariffs				5.80	7.14	7.14	7.22
(i) Revenue from trade taxes (% of trade sector)			8.18 *(2.73)*	8.16 *(2.76)*	8.16 *(2.76)*	8.16 *(2.76)*	8.16 *(2.76)*
(ii) Mean tariff rate				7.36 *(13.20)*	8.04 *(9.80)*	8.04 *(9.80)*	8.10 *(9.50)*
(iii) Standard deviation of tariff rates				1.87 *(20.33)*	5.22 *(11.96)*	5.22 *(11.96)*	5.40 *(11.50)*
B. Regulatory trade barriers				5.53	5.77	5.71	6.06
(i) Non-tariff trade barriers				4.35	4.54	4.32	5.02
(ii) Compliance cost of importing and exporting				6.72	7.01	7.09	7.09
C. Black-market exchange rates				10.00	10.00	10.00	10.00
D. Controls of the movement of capital and people				2.04	2.23	2.22	2.38
(i) Foreign ownership/investment restrictions				5.54	5.35	5.33	5.79
(ii) Capital controls				0.00	0.77	0.77	0.77
(iii) Freedom of foreigners to visit				0.57	0.57	0.57	0.57
Area 5. Regulation				**6.39**	**6.64**	**6.64**	**6.63**
A. Credit Market regulations				9.54	9.63	9.08	9.15
(i) Ownership of banks							
(ii) Private sector credit				9.09	9.26	9.17	8.29
(iii) Interest rate controls/negative real interest rates			10.00	10.00	10.00	9.00	10.00
B. Labor Market regulations				5.38	5.50	5.64	5.52
(i) Hiring regulations and minimum wage				10.00	7.23	8.90	8.90
(ii) Hiring and firing regulations				5.41	5.44	5.19	4.83
(iii) Centralized collective bargaining				6.24	7.79	7.22	6.90
(iv) Hours regulations				8.70	10.00	10.00	10.00
(v) Mandated cost of worker dismissal				1.93	2.52	2.52	2.52
(vi) Conscription				0.00	0.00	0.00	0.00
C. Business regulations				4.25	4.79	5.18	5.21
(i) Administrative requirements				2.30	2.85	3.23	3.43
(ii) Bureaucracy costs				3.98	6.31	6.31	6.31
(iii) Starting a business				8.14	8.48	8.82	8.83
(iv) Extra payments/bribes/favoritism				4.05	3.63	3.51	3.51
(v) Licensing restrictions				7.00	7.46	9.00	8.96
(vi) Cost of tax compliance				0.00	0.00	0.23	0.23

Yemen, Republic

	1980	1990	2000	2005	2010	2011	2012
Chain-Linked	Rating (Rank)	Rating (Rank)	Rating (Rank)	Rating (Rank)	Rating (Rank)	Rating (Rank)	Rating (Rank)
Summary Rating (Rank) ➤							
Area 1. Size of Government							
Area 2. Legal System and Property Rights							
Area 3. Sound Money							
Area 4. Freedom to Trade Internationally							
Area 5. Regulation							
Unadjusted							
Summary Rating (Rank) ➤					**6.45** (109)	**6.38** (113)	**6.34** (118)
	Rating *(Data)*	Rating *(Data)*	Rating *(Data)*	Rating *(Data)*	Rating *(Data)*	Rating *(Data)*	Rating *(Data)*
Area 1. Size of Government					**7.20**	**7.13**	**7.14**
A. Government consumption					8.04 *(12.67)*	7.31 *(15.15)*	6.55 *(17.72)*
B. Transfers and subsidies					7.77 *(8.68)*	8.21 *(7.06)*	9.02 *(4.10)*
C. Government enterprises and investment				2.00 *(42.78)*	4.00 *(39.65)*	4.00 *(39.65)*	4.00 *(39.65)*
D. Top marginal tax rate					9.00	9.00	9.00
(i) Top marginal income tax rate					10.00 *(15)*	10.00 *(15)*	10.00 *(15)*
(ii) Top marginal income and payroll tax rate					8.00 *(28)*	8.00 *(28)*	8.00 *(27)*
Area 2. Legal System and Property Rights					**4.21**	**4.04**	**3.83**
A. Judicial independence					1.28	1.62	2.06
B. Impartial courts					1.82	2.32	2.38
C. Protection of property rights					3.87	3.86	3.72
D. Military interference in rule of law and politics					6.67	5.00	5.00
E. Integrity of the legal system					3.33	3.33	3.33
F. Legal enforcement of contracts					5.54	5.17	3.99
G. Regulatory restrictions on sale of real property					8.39	8.39	8.39
H. Reliability of police					1.77	1.98	2.16
I. Business costs of crime					5.22	4.72	3.42
Area 3. Sound Money					**7.75**	**7.74**	**7.74**
A. Money growth					8.37 *(-8.15)*	9.50 *(-2.49)*	9.83 *(-0.84)*
B. Standard deviation of inflation					4.85 *(12.89)*	4.73 *(13.18)*	4.57 *(13.56)*
C. Inflation: most recent year					7.77 *(11.17)*	6.72 *(16.39)*	6.54 *(17.29)*
D. Freedom to own foreign currency bank accounts					10.00	10.00	10.00
Area 4. Freedom to Trade Internationally					**6.97**	**6.88**	**6.77**
A. Tariffs					8.12	8.35	8.35
(i) Revenue from trade taxes (% of trade sector)							
(ii) Mean tariff rate						8.58 *(7.10)*	8.50 *(7.50)*
(iii) Standard deviation of tariff rates					8.12 *(4.70)*	8.13 *(4.69)*	8.20 *(4.50)*
B. Regulatory trade barriers					6.25	5.60	5.18
(i) Non-tariff trade barriers					6.17	5.03	4.18
(ii) Compliance cost of importing and exporting					6.34	6.17	6.17
C. Black-market exchange rates					10.00	10.00	10.00
D. Controls of the movement of capital and people					3.52	3.57	3.55
(i) Foreign ownership/investment restrictions					3.40	3.55	3.51
(ii) Capital controls					6.92	6.92	6.92
(iii) Freedom of foreigners to visit					0.23	0.23	0.23
Area 5. Regulation					**6.13**	**6.10**	**6.20**
A. Credit Market regulations					6.56	6.78	7.04
(i) Ownership of banks							
(ii) Private sector credit					4.12	3.56	4.08
(iii) Interest rate controls/negative real interest rates					9.00	10.00	10.00
B. Labor Market regulations					5.50	5.40	5.38
(i) Hiring regulations and minimum wage					8.90	8.90	8.90
(ii) Hiring and firing regulations					5.61	4.92	4.92
(iii) Centralized collective bargaining					7.99	8.09	7.95
(iv) Hours regulations					8.00	8.00	8.00
(v) Mandated cost of worker dismissal					2.52	2.52	2.52
(vi) Conscription					0.00	0.00	0.00
C. Business regulations					6.32	6.12	6.18
(i) Administrative requirements					2.62	3.00	3.34
(ii) Bureaucracy costs					8.45	8.45	8.45
(iii) Starting a business					8.74	7.96	8.02
(iv) Extra payments/bribes/favoritism					1.94	2.40	2.24
(v) Licensing restrictions					8.92	7.71	7.80
(vi) Cost of tax compliance					7.22	7.22	7.22

Zambia

	1980	1990	2000	2005	2010	2011	2012
Chain-Linked	Rating (Rank)	Rating (Rank)	Rating (Rank)	Rating (Rank)	Rating (Rank)	Rating (Rank)	Rating (Rank)
Summary Rating (Rank) ➤	**4.60** (71)	**3.09** (110)	**6.90** (49)	**7.30** (42)	**7.66** (19)	**7.57** (23)	**7.59** (21)
Area 1. Size of Government	2.56 (100)	3.97 (95)	6.63 (49)	7.56 (32)	7.58 (27)	6.90 (47)	6.93 (48)
Area 2. Legal System and Property Rights	6.09 (33)	3.70 (79)	5.85 (64)	5.69 (64)	6.18 (54)	6.40 (50)	6.28 (49)
Area 3. Sound Money	6.26 (53)	0.59 (115)	7.15 (75)	8.11 (66)	8.87 (53)	8.95 (52)	8.97 (50)
Area 4. Freedom to Trade Internationally	2.98 (65)	2.59 (93)	8.48 (30)	8.09 (23)	8.46 (14)	8.22 (19)	8.25 (16)
Area 5. Regulation	5.26 (59)	4.63 (91)	6.36 (59)	6.93 (53)	7.11 (39)	7.29 (36)	7.42 (32)
Unadjusted							
Summary Rating (Rank) ➤	**4.73** (69)	**3.10** (109)	**6.90** (47)	**6.86** (72)	**7.20** (55)	**7.11** (66)	**7.13** (65)
	Rating *(Data)*	Rating *(Data)*	Rating *(Data)*	Rating *(Data)*	Rating *(Data)*	Rating *(Data)*	Rating *(Data)*
Area 1. Size of Government	**2.56**	**3.97**	**6.63**	**7.56**	**7.58**	**6.90**	**6.93**
A. Government consumption	2.47 *(31.60)*	4.96 *(23.14)*	8.53 *(11.00)*	8.24 *(11.98)*	4.41 *(25.00)*	2.59 *(31.20)*	4.74 *(23.90)*
B. Transfers and subsidies	7.77 *(8.70)*	8.91 *(4.50)*	10.00 *(0.00)*	10.00 *(0.40)*	9.91 *(0.83)*	10.00 *(0.12)*	10.00 *(0.12)*
C. Government enterprises and investment	0.00 *(77.10)*	2.00 *(46.20)*	0.00 *(62.60)*	4.00 *(31.00)*	8.00 *(15.35)*	7.00 *(23.25)*	4.00 *(31.44)*
D. Top marginal tax rate	0.00	0.00	8.00	8.00	8.00	8.00	9.00
(i) Top marginal income tax rate	0.00 *(70)*	0.00 *(75)*	8.00 *(30)*	8.00 *(30)*	8.00 *(30)*	8.00 *(30)*	9.00 *(35)*
(ii) Top marginal income and payroll tax rate							
Area 2. Legal System and Property Rights	**6.09**	**3.70**	**5.85**	**5.24**	**5.70**	**5.90**	**5.79**
A. Judicial independence			6.18	2.86	4.12	4.18	4.58
B. Impartial courts			4.86	5.00	4.98	5.25	5.13
C. Protection of property rights			3.23	6.05	5.23	5.78	6.09
D. Military interference in rule of law and politics			8.33	8.33	8.33	8.33	8.33
E. Integrity of the legal system			6.67	6.67	6.67	6.67	6.67
F. Legal enforcement of contracts				4.56	4.56	4.56	3.51
G. Regulatory restrictions on sale of real property				5.52	6.52	6.55	6.32
H. Reliability of police				4.95	5.03	5.59	5.35
I. Business costs of crime				3.26	5.84	6.20	6.09
Area 3. Sound Money	**6.26**	**0.59**	**7.15**	**8.11**	**8.87**	**8.95**	**8.97**
A. Money growth	9.21 *(3.95)*	1.92 *(40.40)*	5.45 *(22.73)*	6.97 *(15.14)*	7.69 *(11.56)*	7.67 *(11.67)*	8.35 *(8.25)*
B. Standard deviation of inflation	8.18 *(4.55)*	0.43 *(23.92)*	8.35 *(4.11)*	9.13 *(2.17)*	9.47 *(1.32)*	9.42 *(1.46)*	8.85 *(2.88)*
C. Inflation: most recent year	7.65 *(11.76)*	0.00 *(106.39)*	4.79 *(26.03)*	6.34 *(18.32)*	8.30 *(8.50)*	8.71 *(6.43)*	8.68 *(6.58)*
D. Freedom to own foreign currency bank accounts	0.00	0.00	10.00	10.00	10.00	10.00	10.00
Area 4. Freedom to Trade Internationally	**3.47**	**2.61**	**8.48**	**6.86**	**7.17**	**6.97**	**7.00**
A. Tariffs	8.40	5.84	6.22	6.97	7.27	6.88	6.88
(i) Revenue from trade taxes (% of trade sector)	8.40 *(2.40)*	6.80 *(4.80)*	5.11 *(7.33)*	7.82 *(3.27)*	8.67 *(1.99)*	7.50 *(3.75)*	7.50 *(3.75)*
(ii) Mean tariff rate		4.88 *(25.60)*	7.06 *(14.70)*	7.08 *(14.60)*	7.32 *(13.40)*	7.32 *(13.40)*	7.28 *(13.60)*
(iii) Standard deviation of tariff rates			6.48 *(8.80)*	6.00 *(10.01)*	5.82 *(10.45)*	5.82 *(10.45)*	5.87 *(10.34)*
B. Regulatory trade barriers				3.40	4.60	4.32	4.49
(i) Non-tariff trade barriers				5.07	6.22	5.66	5.57
(ii) Compliance cost of importing and exporting				1.72	2.98	2.98	3.42
C. Black-market exchange rates	0.00	0.00	10.00	10.00	10.00	10.00	10.00
D. Controls of the movement of capital and people	2.00	2.00	9.23	7.07	6.80	6.68	6.62
(i) Foreign ownership/investment restrictions				8.25	7.44	7.07	6.88
(ii) Capital controls	2.00	2.00	9.23	9.23	9.23	9.23	9.23
(iii) Freedom of foreigners to visit				3.74	3.74	3.74	3.74
Area 5. Regulation	**5.26**	**4.63**	**6.36**	**6.52**	**6.69**	**6.86**	**6.98**
A. Credit Market regulations	4.04	2.39	6.95	6.79	7.76	8.00	7.69
(i) Ownership of banks	2.00	2.00	5.00	5.00	5.00	5.00	5.00
(ii) Private sector credit	6.13	5.18	7.86	7.37	9.27	10.00	8.08
(iii) Interest rate controls/negative real interest rates	4.00	0.00	8.00	8.00	9.00	9.00	10.00
B. Labor Market regulations				6.92	6.34	6.36	6.39
(i) Hiring regulations and minimum wage				10.00	7.77	7.77	7.77
(ii) Hiring and firing regulations				8.16	5.75	5.91	6.02
(iii) Centralized collective bargaining				8.68	6.52	6.50	6.57
(iv) Hours regulations				4.70	8.00	8.00	8.00
(v) Mandated cost of worker dismissal				0.00	0.00	0.00	0.00
(vi) Conscription	10.00	10.00	10.00	10.00	10.00	10.00	10.00
C. Business regulations				5.86	5.98	6.21	6.85
(i) Administrative requirements				5.31	4.66	5.34	5.53
(ii) Bureaucracy costs				5.53	5.42	5.42	5.42
(iii) Starting a business				8.56	9.14	9.18	9.51
(iv) Extra payments/bribes/favoritism				2.90	4.09	4.12	4.17
(v) Licensing restrictions				4.35	4.08	4.68	8.54
(vi) Cost of tax compliance				8.52	8.52	8.52	7.95

Zimbabwe

	1980	1990	2000	2005	2010	2011	2012
Chain-Linked	Rating (Rank)	Rating (Rank)	Rating (Rank)	Rating (Rank)	Rating (Rank)	Rating (Rank)	Rating (Rank)
Summary Rating (Rank) ➤	**4.57** (72)	**4.83** (84)	**4.60** (118)	**2.88** (123)	**4.41** (121)	**4.61** (120)	**4.82** (119)
Area 1. Size of Government	6.90 (13)	5.57 (59)	5.85 (74)	4.59 (108)	5.68 (81)	6.36 (66)	6.77 (54)
Area 2. Legal System and Property Rights	2.97 (67)	3.99 (75)	5.02 (77)	2.87 (115)	3.21 (110)	3.31 (109)	3.36 (111)
Area 3. Sound Money	6.35 (48)	5.67 (83)	2.89 (119)	0.00 (123)	0.00 (123)	0.00 (123)	0.00 (123)
Area 4. Freedom to Trade Internationally	3.28 (63)	4.70 (64)	3.23 (120)	2.27 (121)	4.71 (119)	5.00 (118)	4.81 (116)
Area 5. Regulation	3.53 (94)	4.27 (99)	6.02 (83)	4.55 (120)	5.13 (116)	4.87 (120)	4.20 (123)
Unadjusted							
Summary Rating (Rank) ➤	**4.80** (66)	**5.01** (78)	**4.60** (118)	**2.94** (141)	**4.50** (151)	**4.70** (149)	**4.92** (149)
	Rating *(Data)*	Rating *(Data)*	Rating *(Data)*	Rating *(Data)*	Rating *(Data)*	Rating *(Data)*	Rating *(Data)*
Area 1. Size of Government	**6.90**	**5.57**	**5.85**	**4.59**	**5.68**	**6.36**	**6.77**
A. Government consumption	5.56 *(21.10)*	4.84 *(23.56)*	3.65 *(27.60)*	7.60 *(14.16)*	6.47 *(18.00)*	5.71 *(20.60)*	4.35 *(25.20)*
B. Transfers and subsidies	7.03 *(11.40)*	8.45 *(6.20)*	7.75 *(8.77)*	7.75 *(8.77)*	7.75 *(8.77)*	7.75 *(8.77)*	7.75 *(8.77)*
C. Government enterprises and investment	10.00 *(12.70)*	8.00 *(18.60)*	10.00 *(6.20)*	0.00 *(100.00)*	4.00 *(39.90)*	7.00 *(20.88)*	10.00 *(12.08)*
D. Top marginal tax rate	5.00	1.00	2.00	3.00	4.50	5.00	5.00
(i) Top marginal income tax rate	5.00 *(45)*	1.00 *(60)*	2.00 *(53)*	3.00 *(46)*	5.00 *(36)*	5.00 *(36)*	5.00 *(46)*
(ii) Top marginal income and payroll tax rate		1.00 *(60)*	2.00 *(53)*	3.00 *(46)*	4.00 *(42)*	5.00 *(37)*	5.00 *(47)*
Area 2. Legal System and Property Rights	**2.97**	**3.99**	**5.02**	**3.49**	**3.90**	**4.02**	**4.09**
A. Judicial independence			6.18	1.10	2.73	2.89	2.86
B. Impartial courts			7.35	2.14	3.32	3.38	3.65
C. Protection of property rights			3.23	1.44	2.24	2.67	2.74
D. Military interference in rule of law and politics			5.00	5.00	3.33	3.33	3.33
E. Integrity of the legal system			3.33	5.00	5.00	5.00	5.00
F. Legal enforcement of contracts				5.43	2.37	2.37	2.37
G. Regulatory restrictions on sale of real property				4.43	6.78	6.85	6.76
H. Reliability of police				3.01	3.04	3.31	3.41
I. Business costs of crime				3.84	6.26	6.36	6.67
Area 3. Sound Money	**6.35**	**5.67**	**2.89**	**0.00**	**3.22**	**3.36**	**4.82**
A. Money growth	7.96 *(10.19)*	7.24 *(13.79)*	3.92 *(30.39)*	0.00 *(224.09)*	0.00 *(457.94)*	0.00 *(457.94)*	0.00 *(457.94)*
B. Standard deviation of inflation	8.75 *(3.13)*	8.38 *(4.05)*	2.64 *(18.39)*	0.00 *(140.78)*	0.00 *(10800)*	0.00 *(10911)*	5.47 *(11.32)*
C. Inflation: most recent year	8.69 *(6.57)*	7.05 *(14.75)*	0.00 *(55.86)*	0.00 *(302.12)*	7.89 *(10.56)*	8.42 *(7.88)*	8.82 *(5.88)*
D. Freedom to own foreign currency bank accounts	0.00	0.00	5.00	0.00	5.00	5.00	5.00
Area 4. Freedom to Trade Internationally	**3.48**	**4.90**	**3.23**	**2.38**	**4.93**	**5.24**	**5.03**
A. Tariffs	8.43	5.71	4.56	3.92	3.74	4.96	3.96
(i) Revenue from trade taxes (% of trade sector)	8.87 *(1.70)*	3.87 *(9.20)*	5.11 *(7.33)*	5.11 *(7.33)*	5.11 *(7.33)*	5.11 *(7.33)*	5.11 *(7.33)*
(ii) Mean tariff rate	8.00 *(10.00)*	7.98 *(10.10)*	5.72 *(21.40)*	6.66 *(16.70)*	6.10 *(19.50)*	6.82 *(15.90)*	6.44 *(17.80)*
(iii) Standard deviation of tariff rates		5.28 *(11.80)*	2.84 *(17.90)*	0.00 *(71.68)*	0.00 *(68.06)*	2.94 *(17.65)*	0.32 *(24.21)*
B. Regulatory trade barriers			5.86	3.15	3.50	3.58	3.84
(i) Non-tariff trade barriers			5.22	4.68	5.84	6.00	6.40
(ii) Compliance cost of importing and exporting			6.49	1.62	1.16	1.16	1.29
C. Black-market exchange rates	0.00	7.00	0.00	0.00	10.00	10.00	10.00
D. Controls of the movement of capital and people	2.00	2.00	2.50	2.43	2.49	2.40	2.33
(i) Foreign ownership/investment restrictions			5.00	4.00	4.17	3.92	3.70
(ii) Capital controls	2.00	2.00	0.00	0.00	0.00	0.00	0.00
(iii) Freedom of foreigners to visit				3.29	3.29	3.29	3.29
Area 5. Regulation	**4.28**	**4.90**	**6.02**	**4.23**	**4.76**	**4.52**	**3.90**
A. Credit Market regulations	4.45	6.16	7.71	4.11	4.79	4.79	2.67
(i) Ownership of banks	2.00	2.00	8.00	8.00	8.00	8.00	8.00
(ii) Private sector credit	5.36	8.49	7.12	4.33	6.37	6.37	0.00
(iii) Interest rate controls/negative real interest rates	6.00	8.00	8.00	0.00	0.00	0.00	0.00
B. Labor Market regulations		3.63	4.88	5.05	5.05	4.29	4.61
(i) Hiring regulations and minimum wage			3.52	8.90	6.67	6.67	6.67
(ii) Hiring and firing regulations		3.42	1.57	2.59	3.17	2.62	2.27
(iii) Centralized collective bargaining		4.49	2.45	2.82	2.48	2.45	2.71
(iv) Hours regulations			6.85	6.00	8.00	4.00	6.00
(v) Mandated cost of worker dismissal				0.00	0.00	0.00	0.00
(vi) Conscription	1.00	3.00	10.00	10.00	10.00	10.00	10.00
C. Business regulations			5.48	3.51	4.45	4.48	4.41
(i) Administrative requirements			5.10	1.99	3.52	3.30	3.52
(ii) Bureaucracy costs			7.05	3.37	5.78	5.78	5.78
(iii) Starting a business			5.68	3.59	5.55	5.99	5.64
(iv) Extra payments/bribes/favoritism			4.09	4.55	4.55	4.52	4.25
(v) Licensing restrictions				0.00	0.00	0.00	0.00
(vi) Cost of tax compliance				7.58	7.29	7.29	7.29

Chapter 3 Institutions and Economic, Political, and Civil Liberty in the Arab World

The Prospect for Economic Reform in the Wake of the Arab Spring

Fred McMahon

> *"If we get things right, we could be Turkey in 10 years. If we get them wrong, we could be Pakistan in 18 months."*
>
> Ahmed Heikal, Egypt's largest private investor,
> August 2011, quoted in Amin et al., 2012: 49

The Arab Spring disrupted an already turbulent region. A denial of economic freedom launched the Arab Spring. It began in Tunisia when Mohamed Bouazizi, a vegetable-and-fruit seller, set himself on fire to protest the bureaucratic police bullying he faced nearly every day in the market. His freedom to sell his wares to willing buyers was repeatedly denied.

Despite its origin, little economic thought has emerged in the wake of the Arab Spring. This lack of an economic policy vision may be underappreciated. It will make economic reform more difficult and create barriers to fulfilling aspirations for other freedoms and democracy. As global experience has shown, economic reform is important not just for its own sake but also for promoting and enabling other reforms.

> [W]hen political change is not accompanied by widespread economic change, there is a risk of reversion on the political front, as old vested interests regain control over the political process through their dominance of the economy, or else of economic stagnation as the power-politics game creates blocking conditions

Citation McMahon, Fred (2014). Institutions and Economic, Political, and Civil Liberty in the Arab World: The Prospect for Economic Reform in the Wake of the Arab Spring. In James Gwartney, Robert Lawson, and Joshua Hall, *Economic Freedom of the World: 2014 Annual Report* (Fraser Institute): 179–210.

Author Fred McMahon is a Fraser Institute Resident Fellow and holder of the Dr. Michael A. Walker Research Chair in Economic Freedom.

> against change. When old economic structures are preserved or only modestly adapted, it cannot be expected that different outcomes on growth and equality will result. (Amin et al.,2012: 13)

That is the danger facing the Arab world. This paper will focus on economic issues, particularly economic freedom, which is simply the ability of individuals and families to make their own economic decisions. It thus also provides a strong measure of free and open markets, which puts the power to choose in the hands of individuals and families, rather than of governments or crony capitalist elites. (See chapter 1 of this publication for a more complete description of economic freedom.)

Economic freedom been shown to promote economic growth, job creation, civic stability and freedoms, and democracy, among a number of good outcomes much needed in the Arab world. (See Hall and Lawson, 2014 for a review of the literature.) Further, chapter four in this publication contains an article that demonstrates empirically that economic freedom lessens ethnic and other divisions, something much needed now in the Arab world.

Economic freedom is curtailed when government grows large and intrusive, limiting the free choices of individuals and families, and when powerful elites use their economic and political influence to block the freedom of the "outs" for the advantage of the "ins". This paper will examine how factors blocking economic freedom arose in the Arab world and the many barriers—social, political, and historical—that stand in the way of removing them.

Like many other regions or groupings of nations, the Arab world is hugely varied and yet contains important links of commonality. It ranges from the Iraq and Syria in Mesopotamia, to the Levant states of Jordan and Lebanon, to oil-rich Gulf States, and to North Africa, the Horn of Africa and the Nile Valley.

Yet, it shares a dominant religion and language, and many aspects of a common culture. Most in the region would identify themselves as Arabs.[1] Today's Arab world was largely united under the Rashidun Caliphate in the 7th century, extended under Umayyad Caliphate and its successors up to the Ottoman Caliphate, followed by a period of European colonialism, all of which created similarities across a diverse region.

Malik and Awadalla list five commonalities among Arab states:

> *First* … economic and political power is concentrated in the hands of a few. *Second*, the typical Arab state can be characterized as a security state … *Third,* the broad contours of demographic change and youth bulges are fairly common across the region. *Fourth,* Arab countries are mostly centralized states with a dominant public sector and, with few exceptions, weak private enterprise. *Fifth,* external revenues—whether derived from oil, aid, or remittances—profoundly shapes the region's political economy. (2011: 4)

The region's history helps explain these commonalities, as well as providing the groundwork for understanding the largely economic frustrations that led to the Arab Spring, as well as its aftermath and the challenges to increasing economic freedom in the region.

---

1 The Arab world is here defined as the members of the Arab League: Algeria, Bahrain, Comoros, Djibouti, Egypt, Iraq, Jordan, Kuwait, Lebanon, Libya, Mauritania, Morocco, Oman, Palestinian territories, Qatar, Saudi Arabia, Somalia, Sudan, Syria (suspended), Tunisia, United Arab Emirates, and Yemen.

The centralized and bureaucratic Ottoman Empire discouraged the emergence of a potentially threatening private sector; business became concentrated in the hands of foreigners and minorities, which did not represent a political threat. The concentration of business among foreigners and minorities continued through the European colonial phase. The breakup of the Ottoman Empire and the post-Ottoman colonial carving up of the region established new borders, cutting traditional trade patterns and creating fragmented, small markets. With independence, foreign and minority merchants often fled or were suppressed, leaving an emaciated private sector that was uninterested in pressing for more economic freedom but instead focused on collusion with the political elite in rent-seeking (Malik and Awadalla, 2011).

At the time of independence, socialist ideas were in fashion in much of the western world. They were associated with anti-colonial rhetoric, reinforcing their popularity with the new regimes in Arab states. These ideas were also attractive to emerging elites. Socialist rhetoric was useful in cementing the state's power and the thus the privilege of the elites, and in preventing other power centers in the private sector from emerging, reminiscent of the Ottoman strategy. "[S]tates … were principally created for redistributive and interventionalist purposes, [and] were closely connected to the patronage of a ruling elite …" (Amin et al., 2012: 80).

The attractiveness of socialist ideas, a powerful state, and elite control was not limited to the Arab world in the post-colonial period but several factors increased their potency in the region. One was the heritage of a weak and dependent business elite tied to the political elite. This was supported by the fragmentation of local markets and protectionism, thus enabling rent-seeking by the elites behind trade barriers that limited competition. The business and political elites were also sheltered by complex and discretionary regulatory structures, which strongly favoured members of the elite who had the contacts to navigate them (Malik and Awadalla, 2011).

The Arab world was cushioned from the economic necessity that ultimately led to market reforms in most corners of the world. Large external revenues—directly through oil or from significant flows of foreign aid (including from oil-states to oil-poor states) or from remittances from large workforces in oil states—gave the state-dominated model extended life. Both oil revenues and aid could be captured by elites and used to buy off the population.

A standard-model security state developed, but augmented by an economic deal. The usual arrangement is that the state provides security in exchange for limited political and civil rights. In addition, in much of the Arab world, economic security was added to personal security, as oil and aid allowed states to provide rich subsidies for essentials such as food and fuel and "guaranteed" state jobs. The public grew to believe that government had a duty to provide both jobs and subsidies.

Amin et al. (2012: table 2.1, pp. 34–37) list 18 constitutional provisions that guarantee employment, often specifically state employment, in 15 Arab nations. They also note the public expectation of subsidies: "The provision of cheap goods, usually food and energy, is accepted as a key responsibility of Arab governments. For many years, Arab citizens accepted dictatorship, the flaunting of human rights, inefficiency, corruption, and even devastating wars, without calling for regime change" (2012: 86).

Despite the flow of outside funds, the economic deal became increasingly expensive as the region experienced a youth bulge. Arab population has increased 59% since 1990 compared to a world average of 31% and high-income OECD average of 14%. Population growth is declining but still large: 32.8% of the Arab population is under the age of 14, down from 42.7% in 1990. Just over a quarter of the

world population is under the age of 14, compared to 33% in 1990. For high-income OECD nations, 16.8% of the population is under the age of 14, compared to 20.3% in 1990 (WDI data). Even with the external financial flows, states became unable to provide government jobs to a rapidly increasing number of new entrants into the workforce.

In the 1990s, governments through the region embarked on a period of market-oriented reform. Yet, this era of reform proved to be largely illusionary, with Arab nations doing little better than the world average (table 3.1). "Whether it is the Tanzimat reforms under Ottoman rule, nationalization of the 1960s, or neo-liberal economic reforms … they have all served as vehicles for refurbishing the state power" (Malik and Awadallah, 2011: 28).

The historic weakness of the Arab entrepreneurial class and the strong overlap between the political and economic elites led to effective resistance to reforms that reduced rent-seeking opportunities or the power of the elites. These factors also created a business elite more comfortable with rent-seeking than in developing competitive products. One result of the failure to reform and the collusion between the political and business elites is the region's experience of "creative destruction"—in fact, there is not much creation or destruction, leading to a business sector that lacks dynamism (Gatti et al., 2013: 17–18). Registered businesses per 1,000 people in the Middle East is less than a third of that in Eastern Europe and Central Asia, and the average age of firms is almost 10 years older (Malik and Awadallah, 2011: 16).

The incentives in the region help explain this. Business prefer rent-seeking as a sure path to high profits. This makes innovation and productivity improvement a lower priority than building and rewarding contacts. Clientelism protects elite businesses from more competitive firms while the interconnected government and business networks discourage new entrants.[2] "[F]irm dynamics in the MENA region are stagnant. The region experiences lower firm entry and exit as well as lower growth of incumbent firms than relevant comparator countries in other parts of the world. This lower turnover significantly limits the scope for creative destruction" (Gatti et al., 2013: 123).

The lack of dynamism limited opportunity and job creation in the private sector. At the same time, the use of the public sector as a guaranteed employer, with more generous pay, benefits, and security and less challenging work than the private sector, led to the overwhelming preference across the region for public sector jobs, further weakening dynamism. "Despite waiting lists that stretch up to 13 years, large percentages of Arab populations prefer government jobs to employment in the private sector … Many parents are willing to support young people through the waiting period, due to societal norms" (Amin et al., 2012: 43, 59).

The long wait is possible because of subsidies, welfare webs, and broad patronage networks and because, while privileged jobs are rare, a large number of households benefit from them, for example, six in 10 in Egypt and Jordan (Gatti et al., 2013: 8). The number of dependent households creates public pressure to maintain such jobs and public support for the distorted labor market, making reform more difficult.

---

2 Repression of creative destruction through rent-seeking incentives is hardly limited to the Arab world (McMahon, 2000: Chapter 6, Policy and the Business Sector). Vast net financial inflows into Atlantic Canada from the federal government created a business sector largely focused on government contracts and subsidies rather than competitiveness. Rich support programs for the unemployed also created many of the labor market distortions common in the Arab world.

Table 3.1: Average economic freedom, chain-linked index

	Area 1. Size of Government	Area 2. Legal System and Property Rights	Area 3. Sound Money	Area 4. Freedom to Trade Internationally	Area 5. Regulation	Summary
Average for World—101 nations						
2012	6.49	5.82	8.15	6.86	6.80	6.84
2011	6.50	5.87	8.13	6.94	6.76	6.85
2008	6.55	5.95	7.92	6.95	6.66	6.81
2000	6.24	6.03	7.84	7.12	6.40	6.72
1990	5.70	5.30	6.53	5.61	5.79	5.78
Average for Arab World—9 nations						
2012	6.28	5.95	7.90	6.68	6.00	6.58
2011	6.28	6.10	8.09	6.99	6.12	6.72
2008	6.16	6.45	7.83	6.93	6.10	6.70
2000	5.83	6.45	7.96	6.54	5.50	6.46
1990	5.55	3.97	6.94	4.27	5.21	5.27

> According to 2004 data, in the Middle East and North Africa region, the public sector represented some 29% of total share in employment, or the salaries and wages paid some 38% of current expenditures, in sharp contrast to other countries in the world. This is almost the double of the world average (excluding China). The corresponding figures for Korea are 4.5% and 16.3%, respectively, for Brazil 11.5% and 25.1%, and for Mexico 16.4% and 19.2%. (ILO, 2008: 16)

Aversion to private-sector jobs is reinforced by, in many countries, a culture of distaste for manual labor, including skilled and high paying manual labor. "[S]ocial-cultural shame [is] associated with manual labor in some Arab countries [where citizens] expect high-paying jobs with low strenuous labor" (Momani, 2013: 5). Chaaban (2010: 22) shows that Jordan's efforts to create jobs between 2000 and 2005 was successful, generating between 23,900 and 44,500 jobs per year, but that most of the jobs were filled by non-Jordanians, despite youth unemployment of over 30% and overall unemployment at around 15% for this period (WDI data). This is probably an underestimate of real youth unemployment because of high rates of discouragement from the job market (Gatti et al., 2013: 63). Yet, foreign workers compose 20% of Jordan's workforce (Malik and Awadallah, 2011: 3).

The preference for public-sector jobs has pushed up the private-sector reservation wage—the wage people are willing to accept over unemployment. This damages the competitiveness of the private sector and is part of the explanation for the region's weak manufacturing performance.

As a share of GDP, manufacturing is less than half of what would be expected at the Arab world's stage of development (Amin et al., 2012: 118, 22). Nations on the

road to development have typically developed a significant manufacturing sector that provides a source of relatively high-paying private-sector jobs, new technology, and skill enhancement. The Arab world's weakness in this area is exacerbated by the region's fragmented markets, which would take time to respond even to genuine reform, as intraregional trading structure is now largely lacking. Malik and Awadallah (2011: 19) note that it can be more expensive to ship goods between neighboring Jordan and Lebanon than importing them from Britain.

Education is another problem that would hold the region back even with reform. Educational institutes across the region have responded to demand, albeit demand deeply distorted by policy. The preference for public-sector jobs has led education to emphasize the "credentialism" required for public-sector jobs and created a lack of signaling between private-sector needs and educational institutions. This has also led to Arab nations scoring very low scores on international tests in science and mathematics (Amin et al., 2012: 60–69).

The costs of a dysfunctional labour market, rent-seeking elite, damaging economic policy, and the resulting sluggish growth became unsustainable. This led to another effort at market-based economic reform across the region in the 2000s, unleashing a torrent of praise from international institutions. The 2008 IMF report on Egypt is typical of the acclaim heaped on Arab reforms by international institutions. "Economic performance since 2004 has been impressive, underpinned by the structural reform program that has included tax reform and fiscal consolidation, the liberalization of foreign trade, investment, and the exchange market, the privatization of state entities, and measures to strengthen bank balance sheets and banking supervision. The reforms have raised Egypt's potential output …" (IMF, 2008).

In fact, free-market reform was largely illusionary, as an examination of the country tables later in this chapter will show. Even worse, the "reforms" reeked of crony capitalism, the transfer of state assets, and privileges to members of the elite. It left the same elites in the same favored position, despite the praise of international institutions for the region's economic "reform". For example, Grin, discussing Egypt, Tunisia, Syria and Libya lists "problems such as crony capitalism, heavy regulatory burden, massive subsidies, corruption, unequal distribution of the gains of growth, both socially and geographically, increases in the cost of living, deficient educational systems and massive unemployment" (2012: 3).

Despite the supposed reforms preceding the Arab Spring, the elite remained deeply entrenched; the mass of regulations and market distortions that protected the elite largely stayed in place; and economic freedom was not extended to the broad public. The deal on public-sector jobs was breaking down in the face of a massive youth bulge, which continues to present a huge challenge. Just to maintain current unacceptably high unemployment rates, Arab nations will need to create nearly 100 million jobs by 2030 (Momani, 2013: 4). Even where some real reform was taking place, creating improved conditions, as in Tunisia, it was unhappy improvement, with life evaluations plummeting (Gallup, 2011). The economic-security deal was unraveling.

These frustrations—phony reform, elite capture, and the failure of the jobs and subsidies deal—exploded in the Arab Spring. The people taking to the streets wanted several things: most importantly opportunity (often thought of as a government job), personal freedoms, and democracy. Yet, most either supported state intervention in the economy (to provide them the jobs they sought) or lacked any

economic reform agenda that could increase economic opportunity in the long run. The emphasis on economic issues is reflected in a poll of Egyptian demonstrators: 64% cited "low living standards/lack of jobs" as the most important issue compared to 19% who cited political reform (Campante and Chor, 2012 : 178).

The demonstrators were often largely those who expected government guaranteed employment and felt betrayed when it was not available. "In many transition countries, the Arab Spring was not instigated by the poor underclass of the Arab world; instead, it was the educated, unemployed, disenfranchised, and likely lower middle class youth of the region that took to the internet and streets to protest" (Momani, 2013: 1). Rather than rejecting the failed economic model of an economy conttolled by government and elites, many demonstators simply wanted the government jobs they believed they had been promised. "Long-time outsiders might see the current political transformation as the opportunity to finally become the new insiders, thus generating a mere alteration of elites" (Gatti et al., 2013: xxxi).

This makes future reform to increase economic freedom all the more difficult. When communism fell, a good part of the public and much of the elite in former communist states understood one thing—communism had failed—and they wanted nothing to do with it and desired to move to free markets. Alsir Sidahmed argues that, after the fall of communism, Eastern European nations turned to

> dismantling of public sector control on the economy, speed[ing] up privatization of public companies and creat[ing] conducive business environment in terms of regulations, transparency and fiscal reform ... [T]he main reason for the success of the recipe then was the existence of a successful model in terms of Western countries willing to help. That is not the case with the Arab Spring where countries affected did not have a guiding, inspiring model. (Sidahmed, 2014)

For example, economic policy discussion was virtually absent in the Egyptian Presidential election of 2014 (Gardner, 2014, May 18). In the Arab world, much of the public believes "neo-liberal" reforms have been tried and failed, and they want nothing to do with further reform. An article from the Wharton School of the University of Pennsylvania says it all: "Arab Spring Undermines Support for Economic Liberalization Policies in the Middle East" (Wharton School, 2011, July 26).

The prospects in the aftermath of the Arab Spring are challenging

Free market reforms, the ultimate hope for moving forward in the region, now have a bad odor. The elites (and the restrictions on market and economic freedoms that benefit them) have proven remarkably resilient in the past and remain so now as the elites re-assert themselves across the region.

Political turmoil typically weakens economic growth (Khandelwal and Roitman, 2013), which will make it more difficult to alter bad economic policy (such as subsidies and state jobs) or to withdraw privileges from an elite that will guard them dearly. This could led to a vicious cycle of counterproductive economic policy producing stagnant or negative growth and job creation, which in turn would put pressure on governments to continue damaging economic policy, and so on. At some point, the cycle has to end.

Reduction of subsidies is politically difficult, even for governments that understand their economic perversity. "[T]he biggest obstacle regional governments face in reforming subsidy regimes is the potential for instability" (Masetti et al., 2013: 11). In the spring of 2014, the government of Tunisia announced subsidy cuts to fuel, bread, and sugar, but Prime Minister Mehdi Jomaa told *Reuters* the government would tread carefully, with cuts leading only to modest price increases to avoid popular dissent (*Reuters*, 2014, May 20). Just a year earlier, subsidy cuts had provoked anger, demonstrations and strikes (Amara,2012, March 13).

> Progress on economic reforms needed to stabilize transition economies has been limited in view of challenging political conditions. Political, rather than economic, reforms including the creation of new constitutions (e.g. Egypt, Tunisia) have tended to dominate, and in some cases there has been lack of focus on the urgency of the economic challenges they face … In several countries governments initially responded to popular pressure by increasing (rather than reducing) subsidies. On the other hand, countries that have been more insulated from political disruption have had more success in taking forward economic reforms—Morocco, for instance, has gained 31 places in the World Bank's *Doing Business* ranking since 2010, after making changes to improve regulation and transparency. (Quilter-Pinner and Symons, undated: 4)

Because of political fragility and public pressure to increase spending, both on subsidies and public employment, governments in the region have been increasing deficits and debts, an unsustainable situation particularly since many of the nations in the region already had high deficits and debts (Masetti et al., 2013).

Thus, in much of the Arab world economic reform progress has been in slow reverse since the Arab Spring, and little popular or elite support has emerged for reforms which would increase economic freedom and produce the positive economic, social and political outcomes it brings.

Conclusion

A number of obstacles are blocking increased economic freedom in the Arab world.

1. The idea of free markets has been discredited by a period of phony reform that was passed off as free-market reform.

2. Related to this, no economic strategy arose from the Arab Spring:
   - many in the region have experience with only the clientelist system and do not imagine any other system;
   - thus, many see "reform" as the same economic system but with them as the "ins".

3. Elites have incentives to maintain the current system:
   - they can also co-op many members of the public (except when anger boils over) through extended clientelist networks.

4. Popular political pressure will work against reform:
   - in particular, subsidies will be difficult to remove;
   - demands will continue for more government jobs.

5. Economic growth is likely to be weak in the wake of the Arab Spring, perversely reinforcing pressure to leave bad but popular policies in place, though these will become increasingly unsustainable in the face of weak growth.

Obstacles also exist to people taking full advantage of the economic freedom they have or would gain from future reform.

1. Past barriers to intraregional trade have left a weak infrastructure in place that will hinder trade even if barriers are lowered, though in the longer run more open borders will lead to improved transportation infrastructure that will boost economic growth.

2. Attitudes towards some types of work will limit choices for some even if labor markets are opened up.

3. The educational/training system will take time to adjust to creating skills for private-sector employment even if signaling improves between the private sector and educational sector.

4. To the extent non-economic factors limit women's participation in the economy, benefits from economic liberalization will be reduced.

5. Violence and the flow of refugees in the region will weaken economic options.

This may sound like a pessimistic description but as we turn to the country-by-country description reasons for optimism will appear. A number of Gulf states have developed relatively high levels of economic freedom, and an effective rule of law and property rights; despite the challenge from a flood of refugees, Jordan has moved well up into the top ranks of economic freedom; and a democratic transition is underway in Tunisia with a government that has a good understanding of what economic policies are required and how to balance reform with public attitudes.

Now, to return to the quote that began this article, Egypt has neither become a Pakistan nor does it appear to be on the road to becoming another Turkey (though that model is also looking fragile). Instead, the elite simply re-asserted control, as happened in a number of Arab nations. In other states, like Syria and Iraq, the effort to maintain or re-establish privilege by the old sectarian elite has led to violence that could lead to a Pakistan-like situation. Other nations, such as Jordan, Tunisia, and some Gulf states like Oman, have made real progress, with the promise of more.

This article will only make passing comments on the situation of women in Arab states and the continuing violence and refugee flows in the region. This is not to understate the centrality of these issues but rather to acknowledge they are too important and complex to be addressed adequately here. For the purposes of this article, a lengthy discussion of these issues is not essential: the negative implications of both for economic reform and development, the central theme of this article, are obvious.

The situation of women in the Arab world is a great economic challenge facing the region. In 2007, only 26% of adult females in the Middle East were economically active, compared to 53% globally (ILO, 208: 20). Similarly, the violence affecting

a number of nations in the region and the resulting refugee flows will clearly have a negative effect on both the ability to undertake reforms and the economic benefiting arising from these reforms.

Comparative institutional development

Civil freedoms, political rights, and economic freedom have been empirically found to be inter-related (Gwartney and Crisp, 2013). The charts and table in this chapter are designed to give insight into these related developments.

For the economic freedom charts and table, the benchmark years were chosen on these grounds: the change between 1990 and 2000 provided a good snapshot of this period of reform in the Arab world; 2008 was selected as the next point of comparison to examine the reality of what was conceived in the Arab world as a second period of reform; 2011 and 2012 were selected as benchmarks to show developments after the Arab Spring. The Arab spring began in 2010 but 2008 was selected as the benchmark because the European crisis and the Dubai crisis hit in 2009, and it was important to choose a benchmark as free of crisis as possible. The US mortgage crisis was earlier but had less of an effect on the Arab world and a much earlier benchmark would have missed a significant part of the period of supposed Arab economic reform.

Composite indexes

Figures 3.1, 3.2, and 3.3 provide information for all Arab nations for which data are available, so the menu of nations is different for each chart. Figure 3.1 repeats some of the information in table 3.1 but adds information on individual nations. As in the other figures in this section, 2011 is dropped to permit better visual clarity. The Arab average is based on the nine Arab nations that have historical data and thus are included in the chain-linked index back to 1980, the appropriate index to examine changes over time. The world average is based on the 101 nations that are included in the chain-linked index with data back to 1980.

Four measures were used to rate countries' political institutions (figure 3.2). The four measures are: (1) the rating for the Legal System and Property Rights Area from the EFW index; (2) the political rights rating from Freedom House's *Freedom in the World*; (3) the Polity IV rating on the authoritarian-democratic scale; and (4) the Polity IV rating for constraints on the executive. Last year, the *Corruption Perceptions Index* from Transparency International was included in this index. It was excluded this year because data on the Arab world are not available going back to 1990. Polity IV did not produce data for Tunisia in 2013, so it is not rated in that year, but the advance in the political situation in Tunisia is reflected in its strong score in the civil liberties index.

Three measures were used to examine cross-country differences in civil liberty (figure 3.3): (1) the civil liberties rating from Freedom House, (2) the summary rating from Freedom House's *Freedom of the Press*, and (3) the rating from the *Press Freedom Index* from Reporters without Borders, which is available only from 2002 and was thus used in the 2002 benchmark. Because this data stream was vital but did not go back further, a 1990 benchmark is not available. The civil liberties component from Freedom House provides a measure of the degree to which freedom of speech, religion, association, and other civil liberties of individuals are protected,

Figure 3.1: Ratings for economic institutions

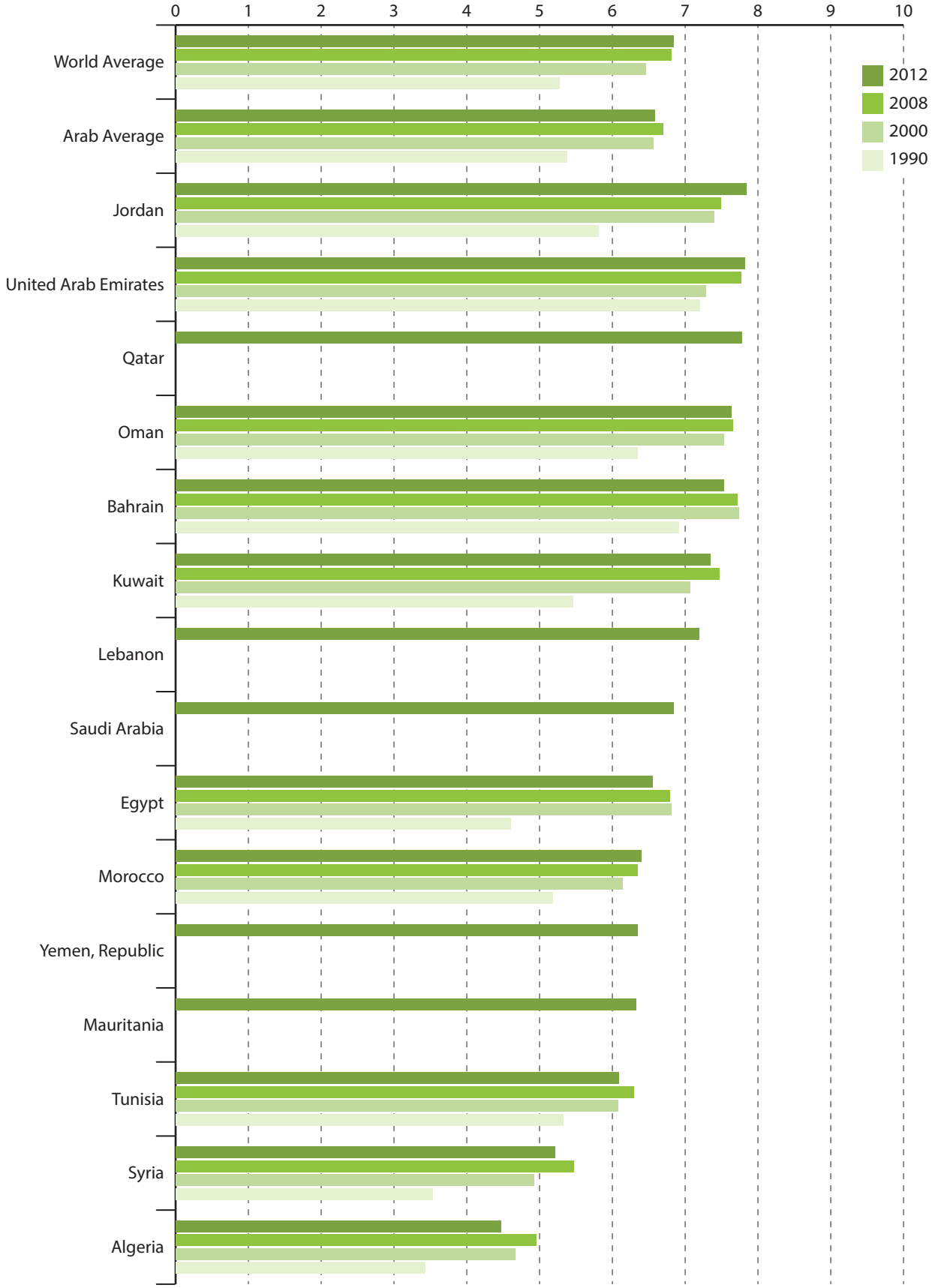

Figure 3.2: Ratings for political institutions

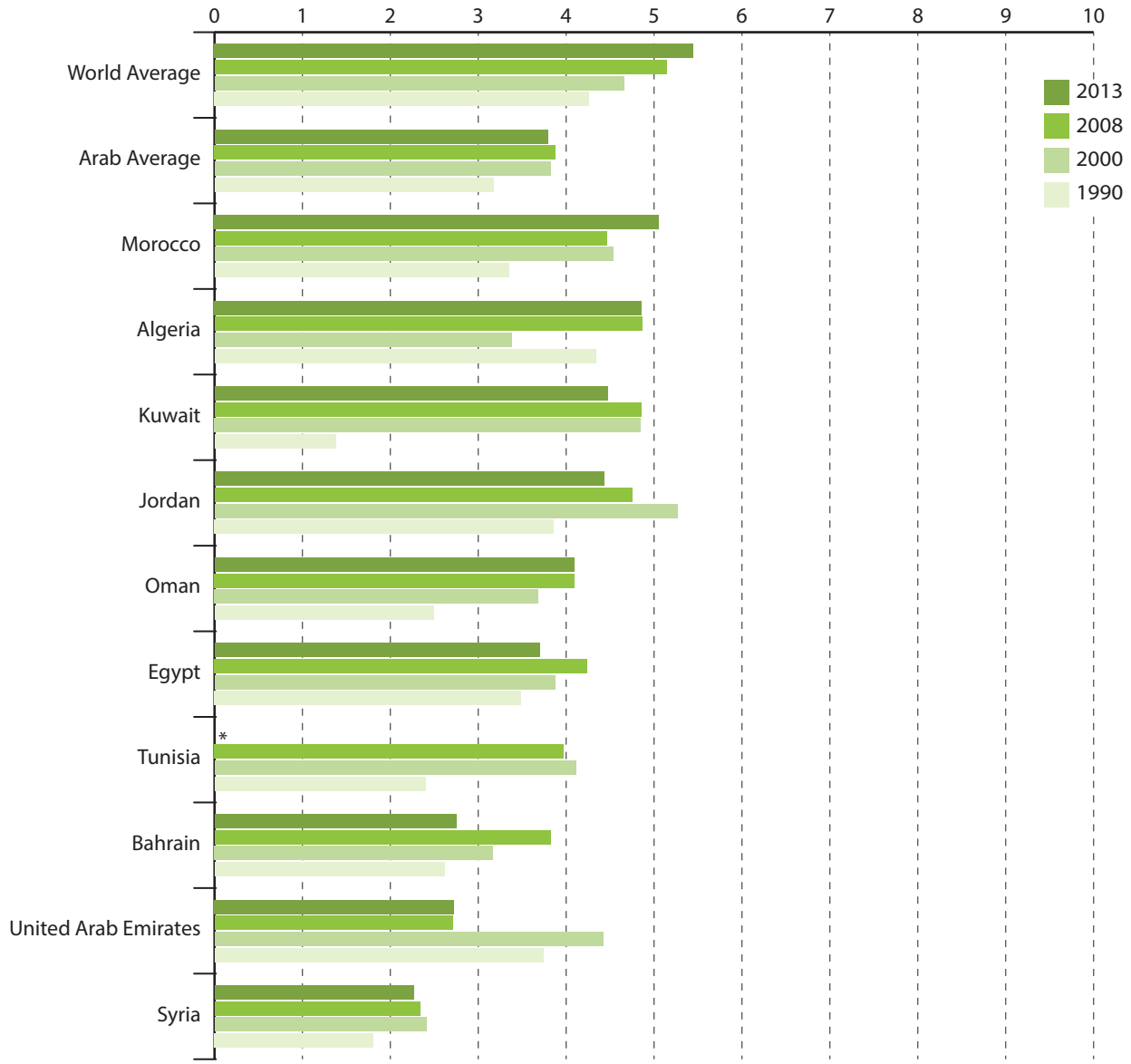

Note*: Data are unavailable for Tunisia for 2013, but developments in 2014 make it highly likely its rating for political institutions has increased.

Figure 3.3: Ratings for civil liberty

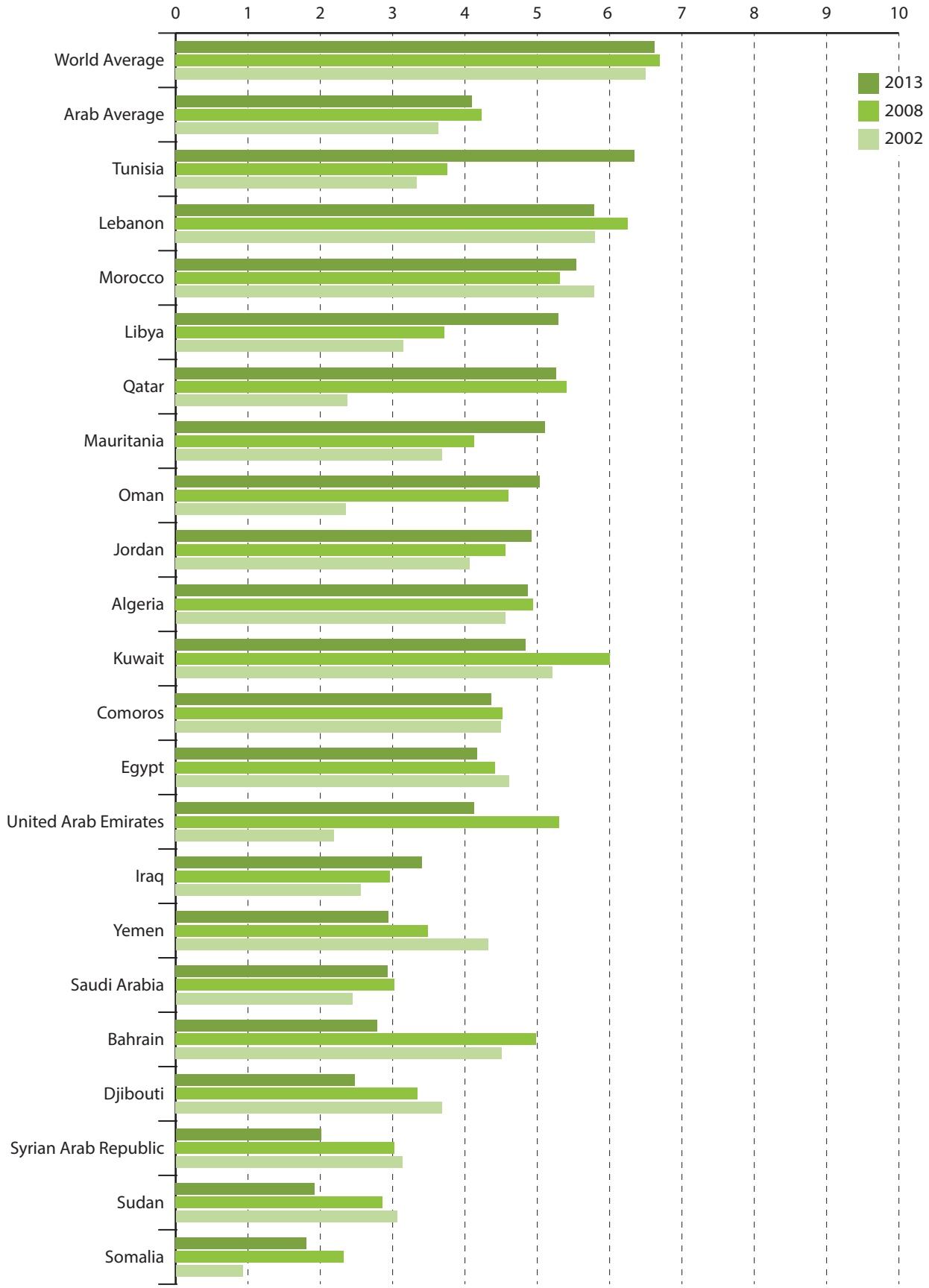

both legally and in practice. Freedom House's *Freedom of the Press* considers legal, political, and economic factors that might interfere with the free flow of news or exert an impact on its content. The *Press Freedom Index* of Reporters Without Borders measures violations of press freedom, government efforts to ensure freedom of the press, and indicates the degree of freedom available to journalists and news organizations.[3]

All the most recent data are from 2012 or 2013. The 2012 data are: economic freedom, *World Development Indicators*, *Global Competitiveness Report*, Transparency International, and *Doing Business*. All the following data are 2013 data: Freedom House, Reporters without Borders, and Polity IV. Ranks and scores are given except for the Freedom House political and civil rights indexes, where whole number scores between 1 and 7 create too many ties for ranks to be fully meaningful. Economic and population data are from the *World Development Indicators* for 2012 unless otherwise noted.

All the measures were min-maxed on a 0-to-10 scale, and so are often not directly comparable to last year's result where some data were handled differently.

Discussion

As can be seen from the charts, Arab states increased economic freedom over the full period at very close to the same rate as the world average. Interestingly, a visual examination of the tables for individual nations will also reveal that the Arab states followed similar change routes while still winding up at different end points because of their different starting points. Despite the much-hyped "reforms" of the period from 2000 to 2008, the economic freedom data capture the illusion of this reform. On average, Arab states increased their economic freedom by 0.24 points over this period, compared to 1.18 points from 1990 to 2000.

The data on economic policy show: (1) the supposed period of "neo-liberal" reform actually exhibited little reform; and (2) while the world moved forward, albeit slowly, in the period from 2008 to 2012, Arab nations fell slightly back in the wake of the Arab Spring.

As noted, economic, political, and civil institutions are interrelated. A visual examination will show that the three followed more or less similar evolutions. In political and economic institutions, the world average and Arab average gained up to 2008. The world average continued to grow thereafter but in the Arab world went into reverse after the Arab Spring. This reflects the elites striving to regain control following the Arab Spring. The civil freedoms index shows a similar pattern between the world and the Arab world average, with both retreating slightly in the recent period.

The average level of economic freedom in the world and the Arab world are roughly equivalent. However, the Arab world lags the world average in both civil and political freedoms. This has profound implications for economic reform. It provides the elites the power to limit reform that could threaten privilege.

3 The description of the indexes for political and civil liberties is partially taken from last year's report (Crisp and Gwartney, 2013: 181–182).

Country descriptions

Only Arab nations included in *Economic Freedom of the World* (Gwartney, Lawson, and Hall, forthcoming) are discussed below. (Data are available for Syria but it is excluded as the current violence and unrest raises questions about the reliability of data.) All data are from the chain-linked series except for those nations where lack of a historic data series bars the creation of a chain-linked index. For these nations, only 2011 and 2012 data are shown; these data are from the yearly series.

Fast population growth and a youth bulge, as noted, are part of the economic challenge facing the Arab World. Data on these are provided in the descriptions of each country. Data from the *World Development Indicators* (WDI) are given for the population under 14 years of age, which provides a good marker for the emergence of the youth bulge in the Arab world.

For points of comparison, the overall Arab world population is 362.5 million, an increase of 59% since 1990; 32.8% is under the age of 14, compared to 42.7% in 1990; and unemployment is 10.8% with youth unemployment at 27%. World population is 7.0 billion, an increase of 31% since 1990; 26.4% is under the age of 14, compared to 33% in 1990; and unemployment is 5.9% with youth unemployment at 13.5%. High-income OECD population is 1.0 billion, an increase of 14% since 1990; 16.8% is under the age of 14, compared to 20.3% in 1990; and unemployment is 8.2% with youth unemployment at 18.3%.

Algeria

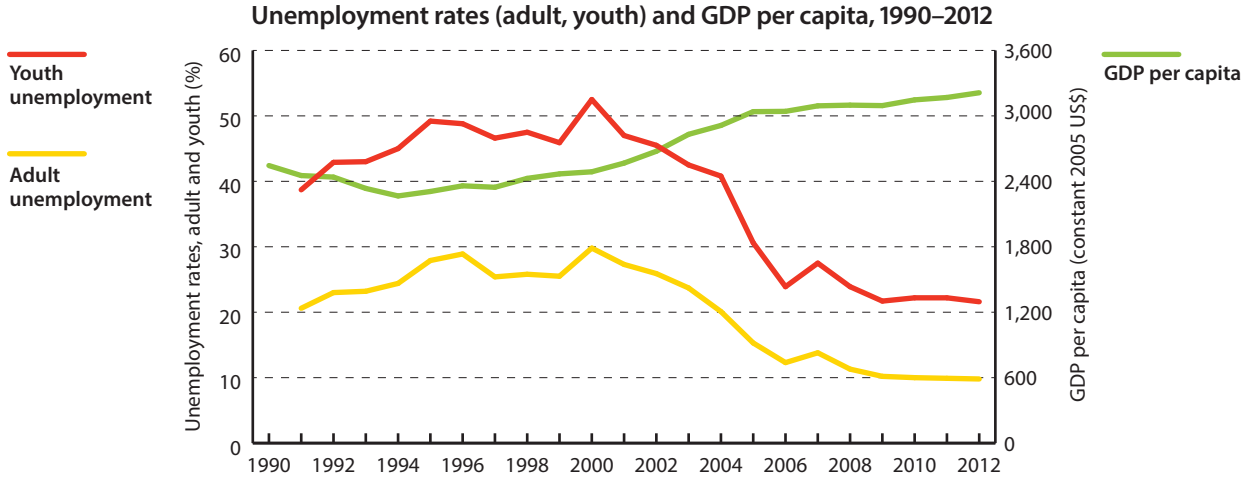

Overview

Algeria has one of the most violent histories in the region. It fought a hard civil war for independence from France in the 1950s and then, in the 1990s, a bloody civil war between the Army and Islamic factions, headed by the Islamic Salvation Front. The Arab Spring was a low-key affair in Algeria though demonstrations occurred in the spring of 2011. The government implemented a few political reforms, including lifting the 19-year-old state of emergency. It also increased spending on grants, salaries, and benefits, weakening its fiscal position. A presidential election in 2014 returned Abdelaziz Bouteflika, president since April 28, 1999, with over 80% of the vote.

Economy and population

Algeria's population was 38.5 million in 2012, an increase of 47% since 1990, with 27% under the age of 14, compared to 44% in 1990. The unemployment rate was 9.8% in 2012 with the comparable rate for youth being 21.6%. These numbers, while high, represent significant declines since the end of the civil war.

Algeria's per-capita GDP was $3,212 in 2012 (constant 2005 US$), an increase of only 26% since 1990, with almost all of that coming since 2000, as there was virtually no growth during the civil war of the 1990s. Algeria remains dependent on petrochemicals for its exports, with fuel exports at 97% of its merchandise exports, indicating that its other industries are not competitive internationally.

Economic policy in Algeria hinders growth and the desperately needed job creation. It ranks 122nd in *Economic Freedom of the World*, 110th in the *Global Competitiveness Repor*, and 153rd in the *Doing Business* report. The detailed data from *Economic Freedom of the World* in the table below show that Algeria experienced some economic liberalization through the 1990s, but only limited liberalization in the 2000s, with that going into reverse after 2008. Unfortunately, unlike many other Arab nations, the Legal System and Property Rights area have deteriorated over the full period.

	Size of Government	Legal; Property	Sound Money	Freedom to Trade	Regulation	Summary
2012	2.28	2.96	7.00	4.74	4.96	4.47
2011	2.62	2.63	7.12	5.08	5.04	4.56
2008	3.49	2.98	7.61	5.14	5.17	4.95
2000	5.65	2.39	7.00	4.80	3.45	4.66
1990	5.02	3.50	4.50	1.31	2.83	3.43

Other institutions

On Freedom House's 1–7 scale, with lower scores indicating better performance, Algeria scores a 6 on political rights and a 5 on civil liberties, and is rated as unfree. For Freedom House's *Freedom of the Press* index, Algeria comes in at 127th, similar to its ranking on the *Press Freedom Index* from Reporters Without Borders at 125th. Algeria is 105th in the world on Transparency International's corruption index.

The composite political rights index (fig.3.2) shows Algeria well below the world average but somewhat above the Arab average for the most recent year. This marks some progress since the end of the civil war of the 1990s. Similarly, the scores for the composite civil liberties index (fig 3.3) show Algeria below the world average but in this case well above the Arab average. The scores for the selected years are so close it is far from clear whether there has been any significant change.

Bahrain

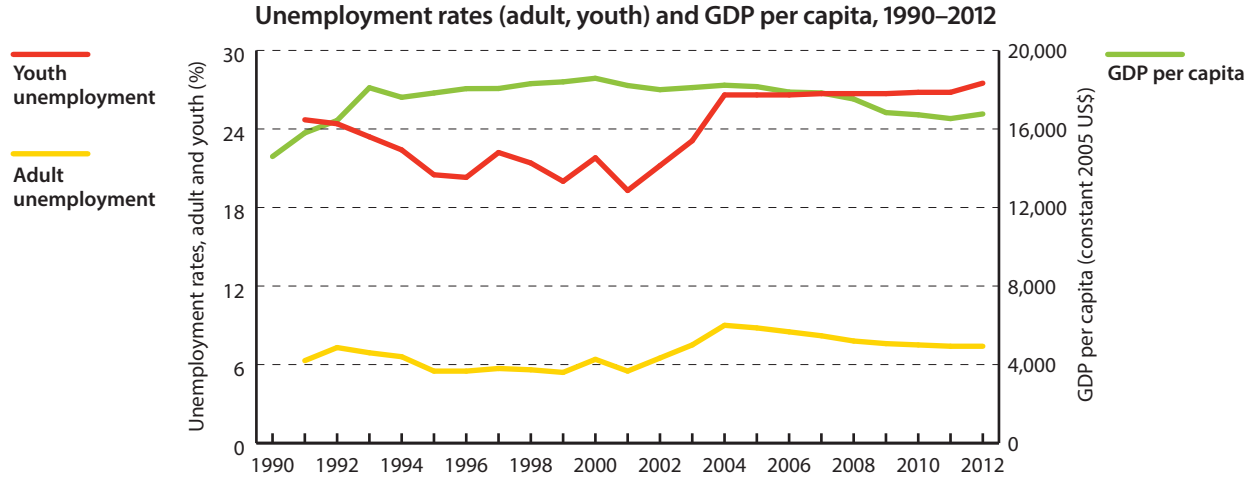

Overview

Bahrain, a monarchy, was the Gulf Arab state most troubled by the Arab Spring. The Sunni-dominated government was faced with protests, sometimes violent, largely from the Shia-majority majority population, frustrated by its perceived second-class status. Forces of the Gulf Cooperation Council, largely from Saudi Arabia, were deployed to control the demonstrations. Unrest continues with sporadic clashes. A national dialogue has yet to reach agreement.

Economy and population

Bahrain's population was 1.3 million in 2012, two-and-a-half times what it was in 1990, with 20% under the age of 14, compared to 33% in 1990. The unemployment rate was 7.4 with the comparable rate for youth being 27.5%. Levels of both unemployment rates have increased in recent years. Bahrain's per-capita GDP was $16,765 (constant 2005 US$), an increase of 14% since 1990. It has declined somewhat in recent years. Bahrain's economic policy is moderately liberal and it has had some success in building financial, communication, and transport facilities and, despite its status as an oil state, fuel exports make up only 72% of its merchandise exports (2011).

Bahrain has a relatively high level of economic freedom but the data do not exist to show the extent to which the Shia majority's economic freedom is limited. Bahrain ranks 27th in *Economic Freedom of the World*, 35th in the *Global Competitiveness Report*, and 46th in the *Doing Business* report. The detailed data from *Economic Freedom of the World* in the table below show that Bahrain experienced some economic liberalization through the 1990s, but only limited liberalization in the 2000s, with that going into reverse after 2008, and particularly after 2011. A similar pattern holds for the Legal System and Property Rights area.

	Size of Government	Legal; Property	Sound Money	Freedom to Trade	Regulation	Summary
2012	6.74	6.25	8.61	8.60	7.41	7.53
2011	6.84	6.76	8.55	8.81	7.57	7.71
2008	6.58	6.76	9.09	8.66	7.47	7.72
2000	6.80	6.54	9.12	8.71	7.51	7.74
1990	5.91	5.70	8.79	7.09	7.05	6.91

Other institutions

On Freedom House's 1–7 scale, with lower scores indicating better performance, Bahrain scores a 6 on political rights and a 6 on civil liberties, and is rated as unfree. For Freedom House's *Freedom of the Press* index, Bahrain comes in at 188th, and 165th in its ranking on the *Press Freedom Index* from Reporters Without Borders. Bahrain is 53rd in the world on Transparency International's corruption index.

The composite political and civil rights indexes (fig. 3.2, fig. 3.3) tell the story of Bahrain's significant declines in its response to the largely Shia protests of the Arab Spring and the repression that followed. In both cases, it went from above the Arab average (though below the world average) to well below both averages.

Egypt

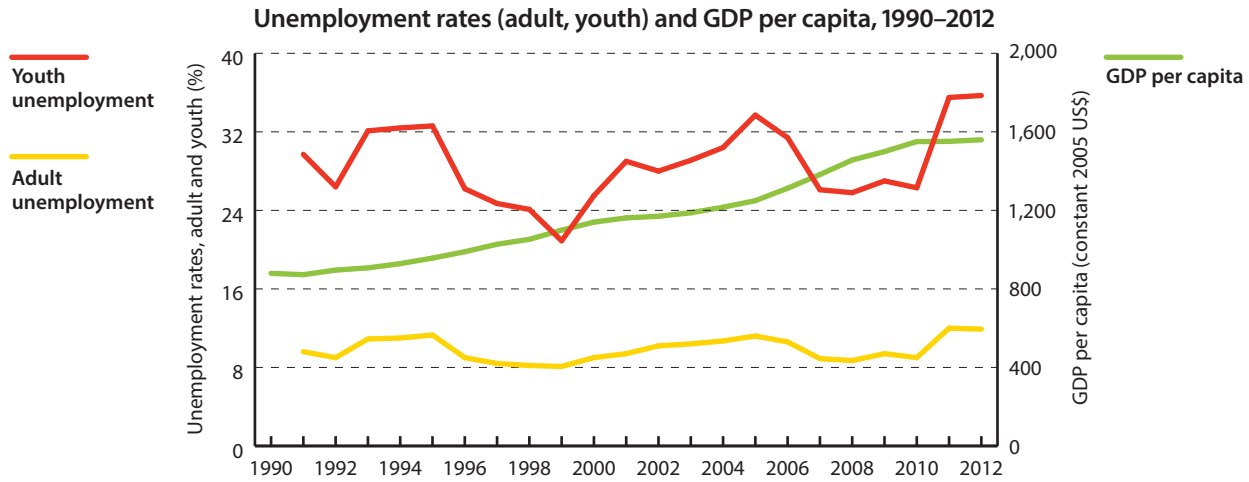

Overview

Egypt was not the first Arab Spring nation but it created the most hope with the greatest possibility of positive change. These hopes have been dashed with the events so well known that they only need be sketched quickly here. Demonstrators and the army dislodged the sitting president; new elections narrowly elected a president from the Muslim Brotherhood; he quickly disillusioned the population by undermining state institutions and failing to revive Egypt's economy; the military returned to power followed by an election with many similarities to elections under the previous military regime. The elite appears to have reasserted itself.

Economy and population

Egypt's population was 80.7 million in 2012, a 43% increase since 1990, with 31% under the age of 14, compared to 40% in 1990. The unemployment rate was 11.9% with the comparable rate for youth being 35.5%. Both unemployment levels have increased in recent years, from about 9% for overall unemployment and 26% for youth unemployment in both 2000 and 2008, the rise likely reflecting the turbulence of the Arab Spring. Egypt's per-capita GDP was $1,560 (constant 2005 US$), an increase of 73% since 1990. Somewhat surprisingly, it increased by 7% between 2008 and 2012. Egypt's fuel exports represent 31% of its merchandise exports.

Egypt's weak economic policy will restrict its ability to grow and may again frustrate the population. It ranks 84th in *Economic Freedom of the World*, 107th in the *Global Competitiveness Report*, and 128th in the *Doing Business* report. The detailed data from *Economic Freedom of the World* in the table below show that Egypt experienced some economic liberalization through the 1990s, but only limited liberalization in the 2000s, with that going into slow reverse after 2008, and particularly after 2011. A similar pattern holds for the Legal System and Property Rights area.

	Size of Government	Legal; Property	Sound Money	Freedom to Trade	Regulation	Summary
2012	7.70	4.17	9.22	6.59	5.18	6.55
2011	7.21	4.69	9.07	6.68	5.48	6.62
2008	6.97	5.83	8.26	6.89	5.98	6.79
2000	6.13	5.87	9.53	6.66	5.84	6.81
1990	4.37	3.50	8.16	1.12	5.68	4.60

Other institutions

On Freedom House's 1–7 scale, with lower scores indicating better performance, Egypt scores a 6 on political rights and a 5 on civil liberties, and is rated as unfree. For Freedom House's *Freedom of the Press* index, Egypt comes in at 155th, and 165th in its rankingon the *Press Freedom Index* from Reporters Without Borders. Egypt is 158th in the world on Transparency International's corruption index.

The composite political rights index (fig. 3.2) shows Egypt gaining ground until 2008 but then going into reverse, trailing the Arab average for each benchmarked year. The civil rights index (fig. 3.3) shows a continuing decline through the benchmarked periods, Egypt remained above the Arab average.

Jordan

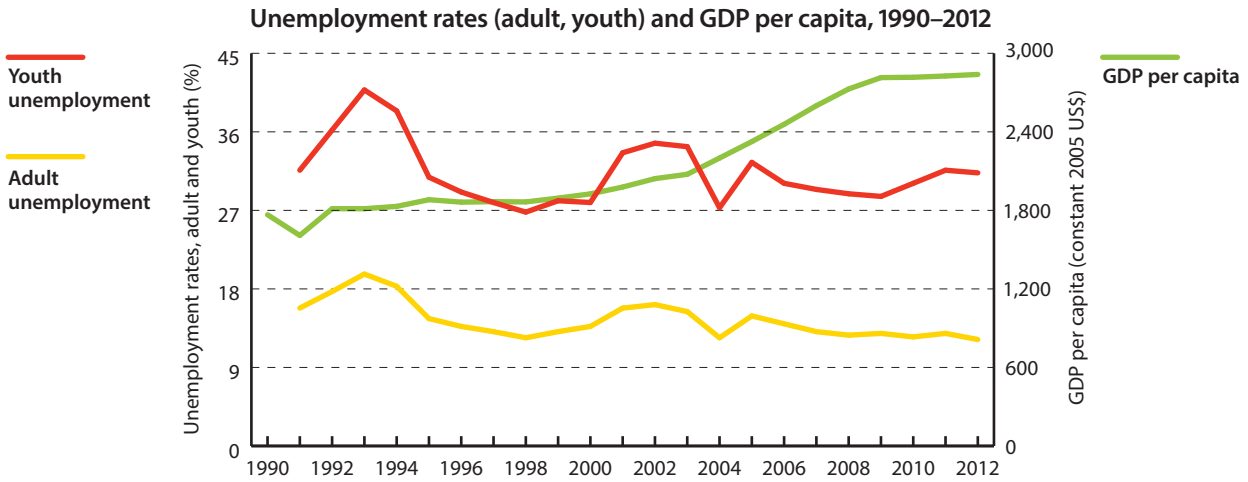

Overview

Jordan is a constitutional monarchy with a relatively stable and popular government. It has also made huge strides in economic policy, which, if maintained, should promote strong growth in the long term. However, a number of factors may limit (but not eliminate) the immediate positive effects. Some of these, which are common to Arab states, were discussed earlier in the article: social attitudes to public- versus private-sector employment; educational quality; and a weak trade infrastructure. Bordered by both Iraq and Syria, Jordan is also troubled by refugees and instability on its borders. Its population is majority Palestinian, including a large number of refugees, which leads to some tensions between Palestinians and native Bedouins (O'Toole, 2014, June 3).

Economy and population

Jordan's population was 6.3 million in 2012, a doubling since 1990, with 34% under the age of 14, compared to 46% in 1990. The unemployment rate was 12.2% with the comparable rate for youth being 31.3%. Overall unemployment has been in long-term decline along with youth unemployment for most of this century, though the latter has been increasing in recent years. Jordan's per-capita GDP was $2,839 (constant 2005 US$), an increase of 61% since 1990. It has continued to increase, though at slower pace, in recent years. Jordan's fuel exports are insignificant.

Jordan's economic policy has significantly improved. It ranks 12th in the chain-linked index in *Economic Freedom of the World*. However, it does significantly less well in the two other economic indexes we consider here, both of which are more narrowly focused on competitive and business issues, rather than individual economic freedom. Yet Jordan ranks 64th in the *Global Competitiveness Report*, and 119th in the *Doing Business* report.

The detailed data from *Economic Freedom of the World* in the table below show that Jordan has been steadily increasing in economic freedom over the full period, with particularly impressive increases in its score for the Legal System and Property Rights area, which is, nevertheless, still well below a stellar score.

	Size of Government	Legal; Property	Sound Money	Freedom to Trade	Regulation	Summary
2012	8.95	6.61	9.22	7.72	6.90	7.84
2011	8.33	6.54	9.10	7.72	7.43	7.80
2008	6.88	7.05	8.35	7.77	7.40	7.49
2000	6.08	7.22	9.67	7.22	6.83	7.40
1990	7.27	3.99	6.20	5.74	6.21	5.81

Other institutions

On Freedom House's 1–7 scale, with lower scores indicating better performance, Jordan scores a 6 on political rights and a 5 on civil liberties, and is rated as unfree. For Freedom House's *Freedom of the Press* index, Jordan comes in at 156th; its rankingon the *Press Freedom Index* from Reporters Without Borders at 165th is much worse. Jordan is 134th in the world on Transparency International's corruption index.

The composite political rights index (fig. 3.2) shows Jordan losing ground since 2000 though it has gained ground in the civil rights index (fig. 3.3).

Kuwait

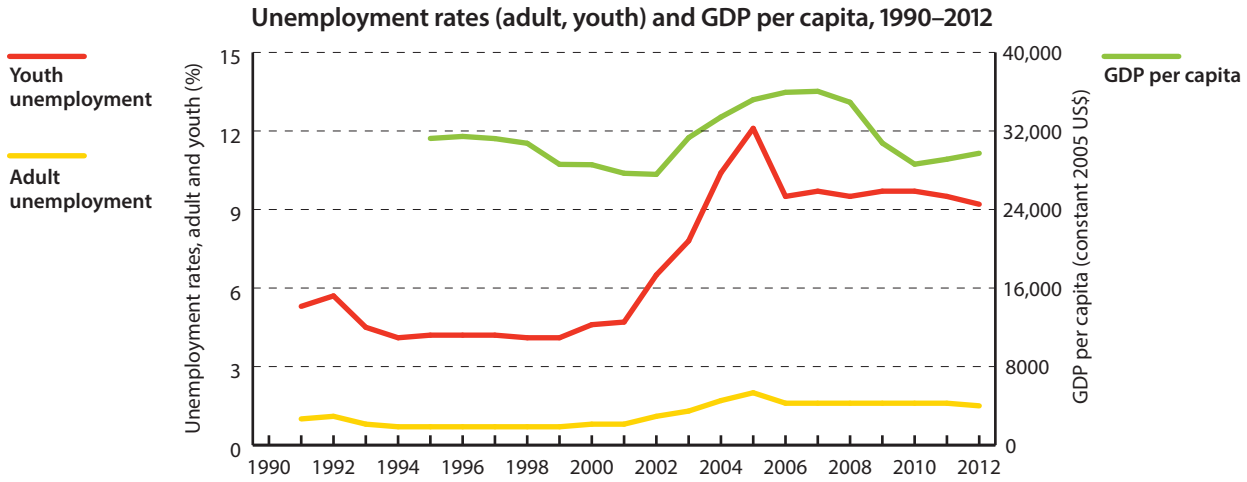

Overview

Kuwait is a constitutional emirate but the Ami has shown a willingness to dissolve the National Assembly and shuffle the cabinet with little restraint. Pro-democracy and anti-corruption demonstrations sprang up in 2011 and 2012, but with little effect. Most of the opposition boycotted elections in 2012 but opposition parties made gains in the 2013 election.

Economy and population

Kuwait's population was 3.3 million in 2012, a nearly 60% increase since 1990, with 25% under the age of 14, compared to 35% in 1990. The unemployment rate was 1.5% with the comparable rate for youth being 9.2%. Kuwait's per-capita GDP was $29,729 (constant 2005 US$), an increase of 23% since 2000 (WDI data are not available for 1990) but it has declined in recent years. Kuwait has a largely undiversified economy, with fuel making up 93% of its merchandise exports in 2009.

Measured by the index from *Economic Freedom of the World*, Kuwait's economic policy improved significantly from 1990 to 2000 with less significant gains since and reversals since 2008. The same pattern is found in its scores on the Legal System and Property Rights. It ranks 49th in *Economic Freedom of the World*, 37th in the *Global Competitiveness Report*, and 104th in the *Doing Business* report.

	Size of Government	Legal; Property	Sound Money	Freedom to Trade	Regulation	Summary
2012	6.19	7.94	7.89	7.77	7.00	7.34
2011	6.48	7.94	7.94	7.92	6.73	7.38
2008	5.48	8.07	8.49	7.95	7.41	7.47
2000	6.37	8.06	8.09	7.96	4.86	7.07
1990	3.89	2.73	7.84	7.07	5.88	5.46

Other institutions

On Freedom House's 1–7 scale, with lower scores indicating better performance, Kuwait scores a 5 on political rights and a 5 on civil liberties, and is rated as partially free. On Freedom House's *Freedom of the Press* index, Kuwait comes in at 129th, and is ranked 77th on the *Press Freedom Index* from Reporters Without Borders. Kuwait is 66th in the world on Transparency International's corruption index.

The composite political rights index (fig. 3.2) shows Kuwait gaining much ground in political rights up to 2000 but then stabilizing and losing ground since 2008. For civil liberties (fig. 3.3), Kuwait moved up from 2000 to 2008 but then saw its score decline in more recent years.

Lebanon

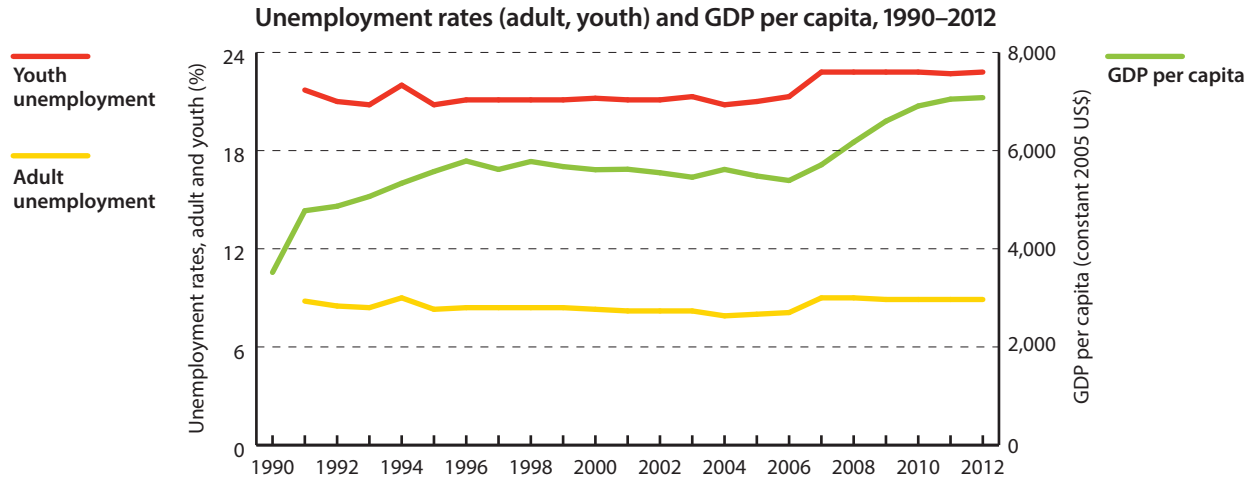

Overview

Lebanon is one of the most complicated places on earth. In some periods, it has built prosperity and shown itself to be a regional center of trade and finance. It is divided among several religious groups with complicated and unstable arrangements for sharing power, which led to a bloody civil war from the mid-1970s to 1995. The fragile political situation is at risk of further destabilization because of conflict in the region, particularly in Syria, exacerbating Lebanon's own divisions.

	Size of Government	Legal; Property	Sound Money	Freedom to Trade	Regulation	Summary
2012	8.3	4.4	9.4	7.1	6.8	7.19
2011	9.0	4.7	9.4	7.1	7.0	7.42
2008						
2000						
1990						

Economy and population

Lebanon's population was 4.4 million in 2012, a 64% increase since 1990, with 22% under the age of 14, compared to 34% in 1990. The unemployment rate was 8.9% with the comparable rate for youth being 22.8%. Its per-capita GDP was $7,079 (constant 2005 US$), a doubling since 1990, roughly coinciding with the end of the civil war. It has continued to grow in recent years. Despite increases in fuel exports, oil has little impact on Lebanon's economy with fuel exports equal to only 3% of the nation's merchandise exports.

Lebanon is 60th on the *Economic Freedom of the World* index with historical data lacking. It ranks 91st in the *Global Competitiveness Report*, and 111th in the *Doing Business* report.

Other institutions

On Freedom House's 1–7 scale, with lower scores indicating better performance, Lebanon scores a 5 on political rights and a 4 on civil liberties, and is rated as partially free. On Freedom House's *Freedom of the Press* index, Lebanon comes in at 122nd, and 101st on the *Press Freedom Index* from Reporters Without Borders. Lebanon is 128th in the world on Transparency International's corruption index.

Not enough data were available to include Lebanon in the composite political rights index (fig. 3.2). The civil rights index (fig.3.3) shows Lebanon second only to Tunisia in the region, but improvement in the latter's score is a recent change that has arisen out of the positive developments following the Arab Spring.

Mauritania

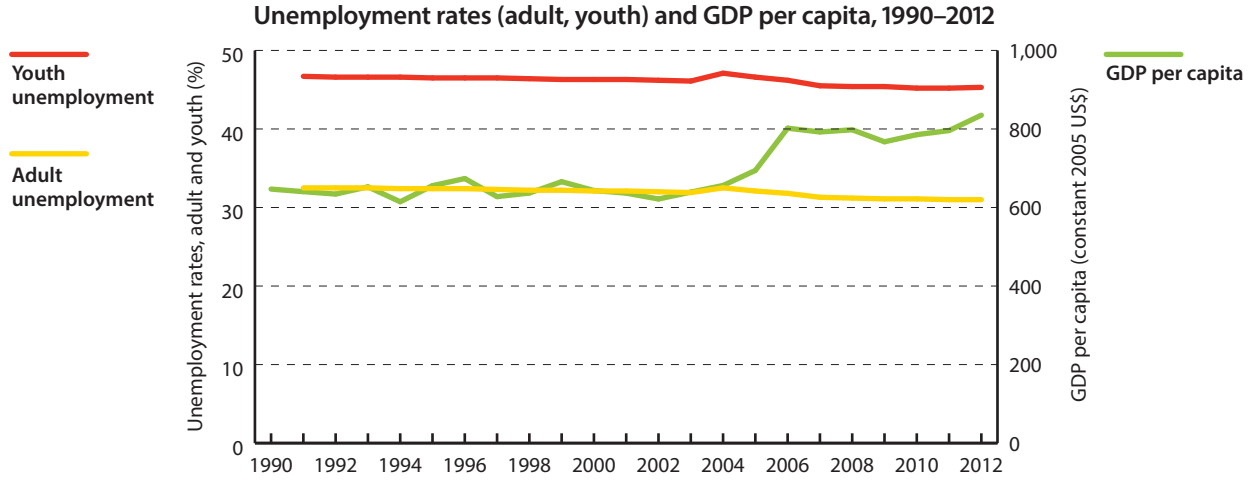

Overview

Mauritania has a troubled history. It was under what was effectively a dictatorship for 20 years until a coup in 2005. The first freely elected president following the coup was deposed and the military strongman who replaced him was ultimately elected president. It also suffers from ethnic tensions. The largest group is descended from black slaves, followed by an Arab-Berbers, and then various black African groups.

Economy and population

Mauritania's population was 2.0 million in 2012, an 88% increase since 1990, with 28% under the age of 14, compared to 40% in 1990. The unemployment rate was 31.0% with the comparable rate for youth being 45.3%. Its per-capita GDP was $835 (constant 2005 US$), a 29% increase since 1990, with virtually all that increase taking place between 2002 and 2006. Fuel exports can vary considerably depending on the political and other factors. Fuel made up 15% of merchandise exports in 2012.

Mauritania is 120th on the *Economic Freedom of the World* index with historical data lacking. It ranks 134th in the *Global Competitiveness Report*, and 171st in the *Doing Business* report.

	Size of Government	Legal; Property	Sound Money	Freedom to Trade	Regulation	Summary
2012	6.7	4.5	6.9	6.2	7.3	6.32
2011	7.3	4.8	6.8	6.4	7.1	6.46
2008						
2000						
1990						

Other institutions

On Freedom House's 1–7 scale, with lower scores indicating better performance, Mauritania scores a 6 on political rights and a 5 on civil liberties, and is rated as partially free. On Freedom House's *Freedom of the Press* index, Mauritania comes in at 96th, and 67th on the *Press Freedom Index* from Reporters Without Borders. Mauritania is 123rd in the world on Transparency International's corruption index.

Not enough data were available to include Mauritania in the composite political rights index (fig. 3.2). The civil rights index (fig. 3.3) shows Mauritania scoring relatively well, above the Arab average with steady increases.

Morocco

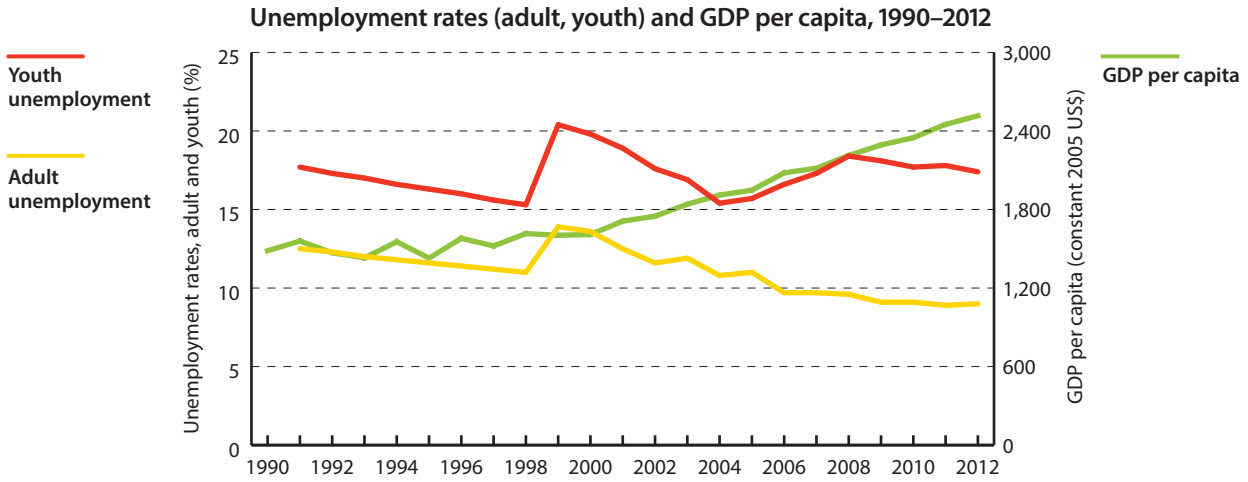

Overview

Morocco is one of the more hopeful spots in the region. It is a constitutional monarchy and King Mohammed VI has largely proved responsive to the populace. Following the Arab Spring, he implemented reforms including a revised constitution, which gave additional powers to parliament; it was passed by popular referendum in 2011 although the King retains ultimate power. A moderate Islamic Party won the 2012 election.

Economy and population

Morocco's population was 32.5 million in 2012, a 32% increase since 1990, with 28% under the age of 14, compared to 40% in 1990. The unemployment rate was 9.0% with the comparable rate for youth being 17.4%. Its per-capita GDP was $2,516 (constant 2005 US$). It has continued to grow in recent years. Despite increases in petrochemical exports, the petrochemical sector has little impact on Morocco's economy as fuel exports make up only 3% of the nation's merchandise exports.

Morocco is 91st on the *Economic Freedom of the World* index with historical data lacking. It ranks 70th in the *Global Competitiveness Report*, and 87th in the World Bank's *Doing Business* report.

The detailed data from *Economic Freedom of the World* in the table below show that Morocco had a steady increase in economic freedom over the 1990s, with slower increases continuing to 2011 and a retreat in 2012. It has had particularly impressive increases in score for the Legal System and Property Rights area.

	Size of Government	Legal; Property	Sound Money	Freedom to Trade	Regulation	Summary
2012	5.92	7.34	7.14	5.60	5.81	6.40
2011	6.56	7.37	7.17	5.45	5.89	6.52
2008	6.73	7.39	6.72	5.09	5.72	6.34
2000	6.32	7.68	6.96	4.40	5.36	6.14
1990	5.91	3.99	6.50	4.66	4.90	5.18

Other institutions

On Freedom House's 1–7 scale, with lower scores indicating better performance, Morocco scores a 5 on political rights and a 4 on civil liberties, and is rated as partially free. For Freedom House's *Freedom of the Press* index, Morocco comes in at 151st, and 136th on the *Press Freedom Index* from Reporters Without Borders. Morocco is 88th in the world on Transparency International's corruption index.

Morocco is first in the composite political rights index (fig. 3.2) with an increase after 2008 after a period of stability in the 2000s. The civil rights index (fig. 3.3) shows Morocco third, behind Lebanon and Tunisia in the region.

Oman

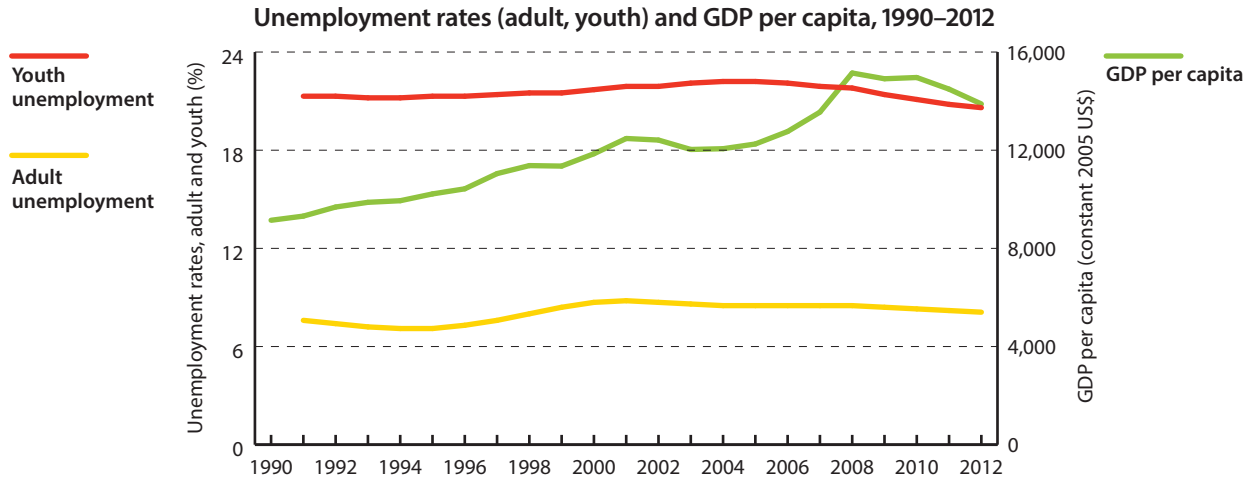

Overview

Oman is one of the most stable and prosperous nations in the region. It is a monarchy with a popular Sultan. Internationally, it has played a disproportionately large role diplomatically, helping mediate between Iran, the United States and the Group of Six. Like most Gulf Arab states, except Bahrain, Arab Spring disturbances were relatively minor though occasionally violent. In response, the Sultan expanded the powers of the Majlis al-Shura and an election was held for it in 2011. The nation's first municipal elections were held in 2012. However, the response to the Arab Spring also included increased spending with expanded public support and jobs programs.

Economy and population

Oman's population was 3.3 million in 2012, an 83% increase since 1990, with 24% under the age of 14, compared to 45% in 1990. The unemployment rate was 8.1% with the comparable rate for youth being 20.6%. Its per-capita GDP was $13,885 (constant 2005 US$), a 51% increase since 1990 though it has declined in recent years. Petrochemicals are vital to Oman's economy with fuel forming 83.5% of its merchandise exports.

The detailed data from *Economic Freedom of the World* in the table below show that Oman steadily increased in economic freedom over the 1990s with a slower increase through the 2000s. Oman is 19th on the *Economic Freedom of the World* index. Its score in the Legal Structure and Its economic freedom increased substantially in the 1990s and up to 2008 to an extremely high level. It ranks 32nd in the *Global Competitiveness Report*, and 47th in the *Doing Business* report.

	Size of Government	Legal; Property	Sound Money	Freedom to Trade	Regulation	Summary
2012	5.00	9.18	7.56	8.93	7.64	7.63
2011	4.81	9.02	7.59	8.74	7.49	7.50
2008	5.58	9.20	7.86	8.59	7.21	7.65
2000	5.31	8.03	8.31	8.68	7.31	7.53
1990	4.84	5.21	7.67	6.74	7.24	6.34

Other institutions

On Freedom House's 1–7 scale, with lower scores indicating better performance, Oman scores a 6 on political rights and a 5 on civil liberties, and is rated as not free. On Freedom House's *Freedom of the Press* index, Oman comes in at 161st, and 141st on the *Press Freedom Index* from Reporters Without Borders. Oman is 61st in the world on Transparency International's corruption index.

Oman is above the Arab average in the political rights index (fig. 3.2) with an increase up to 2008 with its score stabilized to 2012. The civil rights index (fig. 3.3) shows Oman well ahead of the Arab average with steady increases up to 2012.

Qatar

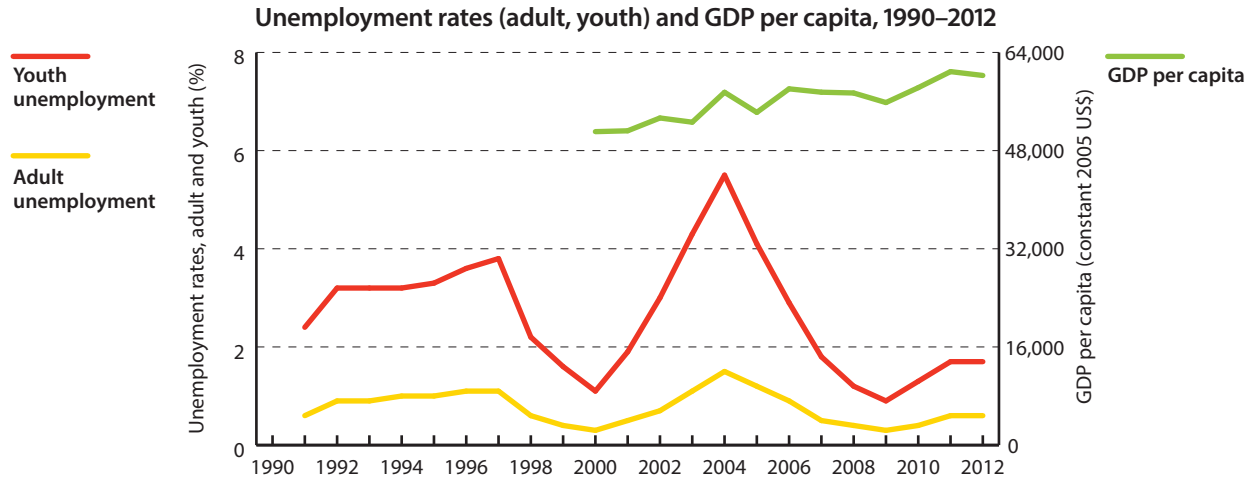

Overview

Qatar is another stable and prosperous nation in the Gulf. It has the world's highest per-capita GDP and lowest unemployment rates due to its oil wealth. The former king abdicated peacefully in 2013 in favor of his son. Qatar did not experience disturbances related to the Arab Spring. Its great wealth enables it to keep unemployment low and prosperity high.

Economy and population

The population of Qatar was 2.1 million in 2012, a quadrupling since 1990, with 13% under the age of 14, compared to 28% in 1990. The unemployment rate was 0.6% with the comparable rate for youth being 1.7%. Unemployment had soared in the mid-2000s but quickly retreated. Qatar's per-capita GDP was $60,247 (constant 2005 US$). Data are not available for a 1990 comparison. Petrochemicals are vital to Qatar's economy with fuel forming 88.4% of its merchandise exports.

Qatar is 15th on the *Economic Freedom of the World* index. Historical data are not available for this index. It ranks 11th in the *Global Competitiveness Report*, and 48th in the *Doing Business* report.

	Size of Government	Legal; Property	Sound Money	Freedom to Trade	Regulation	Summary
2012	6.5	8.0	7.9	7.8	8.6	7.78
2011	6.5	7.9	8.1	7.8	7.2	7.47
2008						
2000						
1990						

Other institutions

On Freedom House's 1–7 scale, with lower scores indicating better performance, Qatar scores a 6 on political rights and a 5 on civil liberties, and is rated as not free. On Freedom House's *Freedom of the Press* index, Qatar comes in at 153rd, and 110th on the *Press Freedom Index*, somewhat ironically in light of its support for Al Jazeera, which can be quite critical of other governments in the region. Qatar is 27th in the world on Transparency International's corruption index.

Not enough data were available to show Qatar in the political rights index (fig. 3.2). The civil rights index (fig. 3.3) shows Qatar well ahead of the Arab average though it has suffered a minor retreat since 2008.

Saudi Arabia

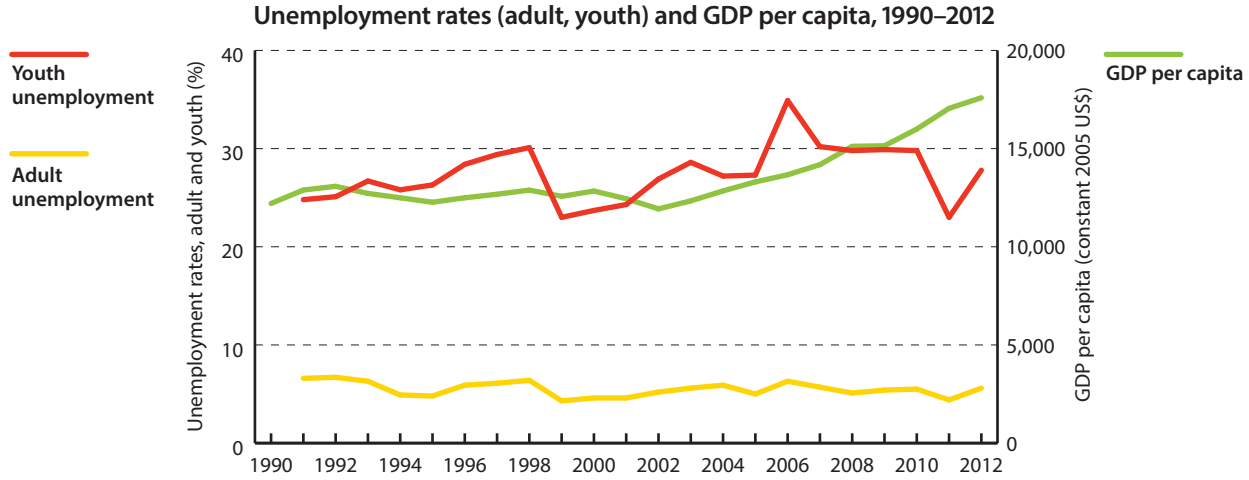

Overview

Saudi Arabia is the largest of the Gulf Arab states and a monarchy. It saw a scattering of Arab Spring protests among its majority Sunni population but these were usually relatively small and mostly peaceful. Some arrests occurred but, typically, protesters were quickly released. There have also been some protests among its minority Shia population over discrimination but these too have been relatively non-violent. Like many other nations in the region, Saudi Arabia responded to the Arab Spring by increasing benefits and government employment. It has also made some moves towards boosting democratic institutions and improving the situation of women, who face many discriminatory barriers.

Economy and population

Saudi Arabia's population was 28.3 million in 2012, a 75% increase since 1990, with 30% under the age of 14, compared to 42% in 1990. The unemployment rate was 5.6% with the comparable rate for youth being 27.8%. Its per-capita GDP was $17,591 (constant 2005 US$), a 44% increase since 1990. Petrochemicals are vital to Saudi Arabia's economy, with fuel forming 88.5% of its merchandise exports.

Saudi Arabia is 87th on the *Economic Freedom of the World* index. Historical data are not available for this index. It ranks 18th in the *Global Competitiveness Report*, and 26th in the *Doing Business* report.

	Size of Government	Legal; Property	Sound Money	Freedom to Trade	Regulation	Summary
2012	5.0	7.3	7.7	6.1	8.1	6.84
2011	5.1	7.5	7.8	7.3	7.8	7.09
2008						
2000						
1990						

Other institutions

On Freedom House's 1–7 scale, with lower scores indicating better performance, Saudi Arabia scores a 7 on political rights and a 7 on civil liberties—the worst score of any nation reviewed here—and is rated as not free. On Freedom House's *Freedom of the Press* index, Saudi Arabia comes in at 182nd, and 163rd on the *Press Freedom Index* from Reporters Without Borders. Saudi Arabia is 66th in the world on Transparency International's corruption index.

Data for Saudi Arabia is not available for the political rights index (fig. 3.2). The civil rights index (fig. 3.3) shows Saudi Arabia well behind the Arab average.

Tunisia

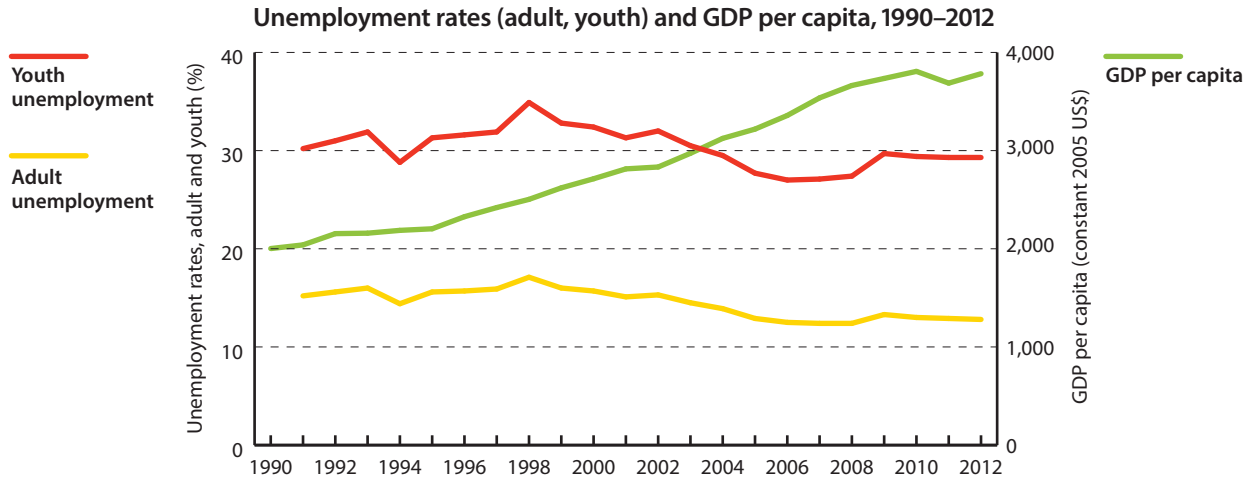

Overview

The Arab Spring started in Tunisia when Mohamed Bouazizi, a vegetable and fruit seller, set himself on fire to protest the bureaucratic police bullying he faced nearly every day in the market. Demonstrations over corruption, unemployment, high prices, and lack of freedom turned violent with hundreds dead, forcing the resignation of the government. Tunisia, like Egypt, elected an Islamic party, *Ennahda*, which was inspired by Egypt's Muslim Brotherhood but has charted its own course. The murder of two secular opposition leaders brought thousands onto the street in sometimes violent demonstrations, blaming the government for complicity in the murders. *Ennahda* preferred consensus to confrontation. The Prime Minister resigned in favor of a technocrat. Early this year, the National Assembly passed a relatively liberal constitution supporting women's rights and religious freedoms (though with some internal contradictions) by a margin of 200 to 12 with four abstentions. The new government has stated it wishes to reform perverse economic policies, such as subsidies, but intends to do so in stages in light of the fragile political situation.

Economy and population

Tunisia's population was 10.8 million in 2012, a 32% increase since 1990, with 23% under the age of 14, compared to 38% in 1990. The unemployment rate was 12.8% with the comparable rate for youth being 29.3%. Its GDP per-capita was $3,783 (constant 2005 US$), a 35% increase since 1990 though it has declined in recent years. Fuel exports form 14.5% of its merchandise exports (2011).

The detailed data from *Economic Freedom of the World* in the table below show that Tunisia steadily increased in economic freedom over the 1990s with a slower increase through the 2000s to 2008 and a decline since back effectively to the level of 2000. Nothing in this data suggests the "neoliberal" reform that commentators and international institutions described. Tunisia is 100th on the *Economic Freedom of the World* index. It is not listed in the *Global Competitiveness Report* for 2012, and is 51st in the *Doing Business* report.

	Size of Government	Legal; Property	Sound Money	Freedom to Trade	Regulation	Summary
2012	7.08	5.93	6.79	5.41	5.17	6.09
2011	6.84	6.80	6.80	5.42	5.42	6.26
2008	6.91	7.31	6.77	5.17	5.40	6.29
2000	5.28	7.33	7.05	5.43	5.30	6.08
1990	5.81	3.50	6.98	5.04	5.27	5.32

Other institutions

On Freedom House's 1–7 scale, with lower scores indicating better performance, Tunisia scores a 3 on political rights and a 3 on civil liberties, the best ranking among the nations examined here; it is rated as partially free. On Freedom House's *Freedom of the Press* index, Tunisia comes in at 114th, and 138th on the *Press Freedom Index* from Reporters Without Borders. It may well be that, given recent reforms, Tunisia will move up on the media indexes in future years. Tunisia is 75th in the world on Transparency International's corruption index.

Polity IV did not produce data for Tunisia in 2012 so it is not rated in political institutions (fig. 3.2) for 2013. For 2008, it is slightly above the Arab average. However, recent developments suggest that Tunisia's score for political rights will increase significantly, as it has in civil liberties (fig. 3.3), where it made a huge jump in 2013—its score was below the Arab average in 2008—and now leads the Arab world.

United Arab Emirates

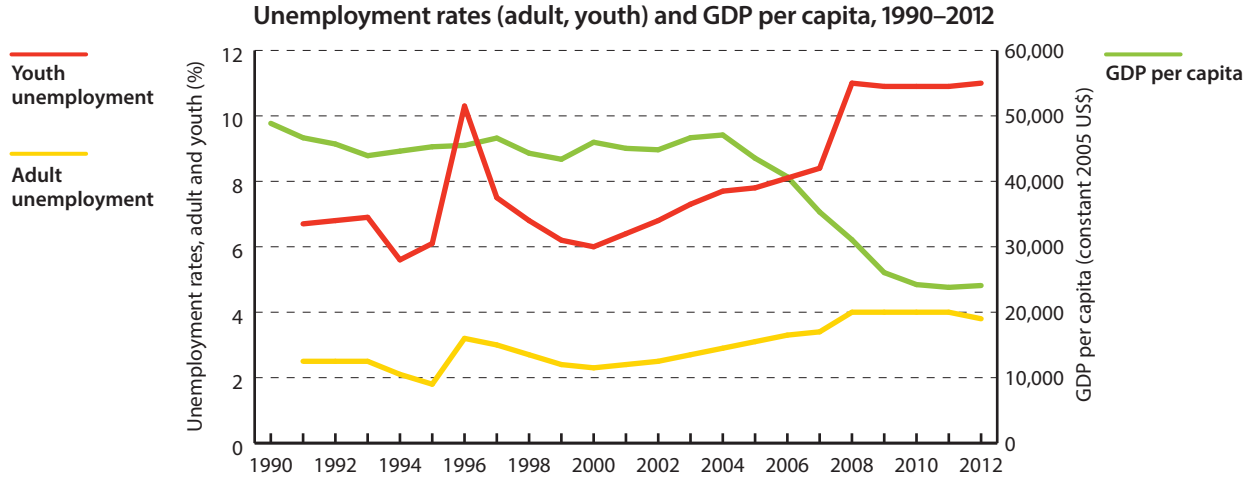

Overview

The United Arab Emirates (UAE) is a federation of seven emirates with powers divided between the federal government and the emirates. Only half of the 40 members of the Federal National Council is elected; the others are appointed by the Emirs. The Arab Spring largely skipped the UAE, though activists presented a petition calling for increased freedoms and democracy. Nonetheless, the government has cracked down on activists while launching increased spending to limit potential unrest.

Economy and population

The UAE's population was 9.2 million in 2012, a five-fold increase since 1990, with 14% under the age of 14, compared to 31% in 1990. The unemployment rate was 3.8% with the comparable rate for youth being 11.0%. Its per-capita GDP was $24,078 (constant 2005 US$), a 50% increase since 1990 though it has declined in recent years. The UAE was hard hit by falling oil prices and many of the same factors that affected many European economies—falling property prices and the financial crisis, which was particularly troublesome for the UAE given its status as a financial center. Petrochemicals are important to the UAE's economy, though not as important as it is for other Gulf economies. Fuel forms 64.8% of its merchandise exports (2008).

The detailed data from *Economic Freedom of the World* in the table below show that the UAE already had a relatively high level of economic freedom in 1990 and has steadily if modestly increased in economic freedom since. The UAE is 13th on the *Economic Freedom of the World* index. It ranks 24th in the *Global Competitiveness Report*, and 23rd in the *Doing Business* report.

	Size of Government	Legal; Property	Sound Money	Freedom to Trade	Regulation	Summary
2012	7.79	7.56	8.39	8.66	6.74	7.82
2011	7.81	7.42	8.62	8.57	6.57	7.79
2008	8.25	7.50	8.25	8.64	6.31	7.77
2000	6.11	7.52	7.75	8.58	6.45	7.28
1990	7.43	5.79	7.91		6.33	7.20

Other institutions

On Freedom House's 1–7 scale, with lower scores indicating better performance, the UAE scores a 6 on political rights and a 6 on civil liberties, and is rated as not free. On Freedom House's *Freedom of the Press* index, the UAE comes in at 76th, and 114th on the *Press Freedom Index* from Reporters Without Borders. The UAE is 27th in the world on Transparency International's corruption index.

The UAE is well below the Arab average in the political rights index (fig. 3.2) with significant decreases since 2008. The civil rights index (fig. 3.3) shows the same pattern, though UAE is virtually tied with the Arab average in 2013.

Yemen

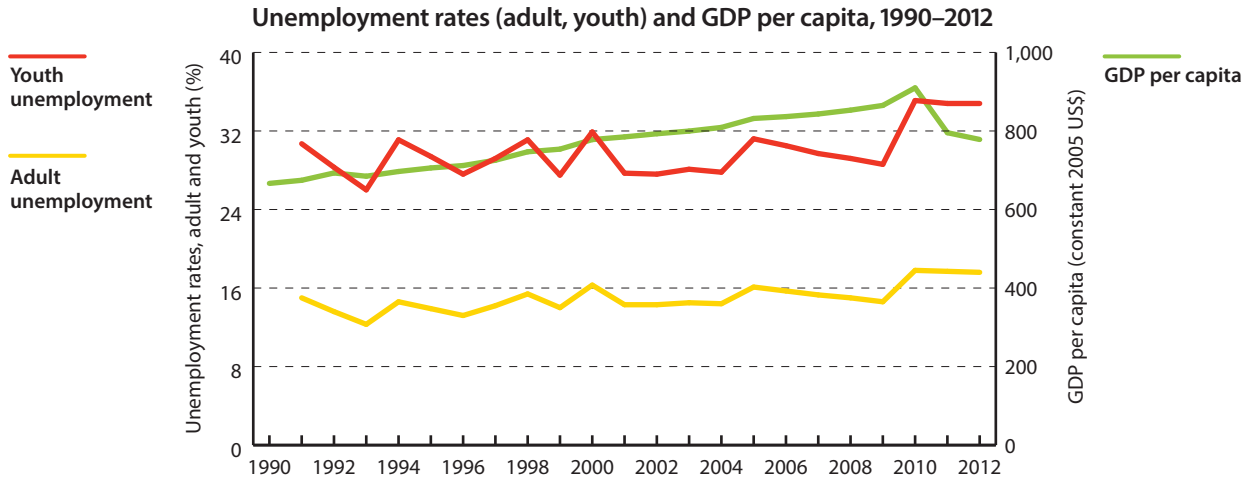

Overview

Yemen has had a troubled recent history. Yemen and South Yemen experienced two decades of conflict until the two countries united in 1990, though the rift can still flare up, as it did most recently in 2008. There has been sporadic fighting between the government and Yemen's minority Shia population. The Arab Spring also spawned violent clashes between demonstrators and the government. The president ultimately agreed to resign and a new president was elected in early 2012. A national reconciliation dialogue has been launched.

Economy and population

Yemen's population was 23.9 million in 2012, a doubling since 1990, with 41% under the age of 14, compared to 52% in 1990. The unemployment rate was 17.6% with the comparable rate for youth being 34.8%. Its per-capita GDP was $778 (constant 2005 US$), only a 17% increase since 1990 following significant declines after 2008. Petrochemicals are vital to Yemen's economy with fuel forming 89.4% of its merchandise exports.

The detailed data from *Economic Freedom of the World* in the table below show that Yemen steadily increased in economic freedom over the 1990s with a slower increase through the 2000s. Yemen is 118th on the *Economic Freedom of the World* index. Historical data for comparisons is not available. Its very low score in Area 2: Legal System and Property Rights is extremely disappointing. It ranks 140th in the *Global Competitiveness Report*, and 133rd in the *Doing Business* report.

	Size of Government	Legal; Property	Sound Money	Freedom to Trade	Regulation	Summary
2012	7.1	3.8	7.7	6.8	6.2	6.34
2011	7.1	4.0	7.7	6.9	6.1	6.38
2008						
2000						
1990						

Other institutions

On Freedom House's 1–7 scale, with lower scores indicating better performance, Yemen scores a 6on political rights and a 6 on civil liberties, and is rated as not free. On Freedom House's *Freedom of the Press* index, Yemen comes in at 169th, and also 169th on the *Press Freedom Index* from Reporters Without Borders. Yemen is 156th in the world on Transparency International's corruption index.

Enough data are not available to rate on the political rights index (fig. 3.2). The civil rights index (fig. 3.3) shows Yemen moving from well ahead of the Arab average to well below it in 2012.

References

Amin, Magdi, Ragui Assaad, Nazar al-Baharna, Kemal Dervis, Raj M. Desai, Navtej S. Dhillon, Ahmed Galal, Hafez Ghanem, and Carol Graham (2012). *After the Spring: Economic Transitions in the Arab World.* Oxford University Press.

Amara, Tarek (2013, March 13). Tunisia Protests to Test Subsidy Reforms. *Reuters*. <http://www.reuters.com/article/2013/03/13/tunisia-subsidies-idUSL6N0C20H420130313>, posted March 13, 2013, 10:00 am EDT.

Campante, Filipe R., and Davin Chor (2012). Why Was the Arab World Poised for Revolution? Schooling, Economic Opportunities, and the Arab Spring. *Journal of Economic Perspectives* 26, 2: 167–188.

Chaaban, Jad (2010). *Job Creation in the Arab Economies: Navigating through Difficult Waters*. United Nations Development Programme.

Crisp, Alice M., and James Gwartney (2013). Institutions and Economic, Political, and Civil Liberty in Africa. In James Gwartney, Robert Lawson, and Joshua Hall, edd., *Economic Freedom of the World: 2013 Annual Report* (Fraser Institute): 179–214.

Gallup (2011, June). *Tunisia: Analyzing the Dawn of the Arab Spring: Examining Public Perceptions Leading up to the First Regional Uprising.* Abu Dhabi Gallup Center.

Gardner, David (2014, May 18). Sisi Keeps Policy Vague and Democracy Off the Record. *Financial Post* <http://www.ft.com/intl/cms/s/0/d216eed4-de8a-11e3-b46b-00144feabdc0.html#axzz37kBeVsMA>, as of July 17, 2014.

Gatti, Roberta, Matteo Morgandi, Rebekka Grun, Stefanie Brodmann, Diego Angel-Urdinola, Juan Manuel Moreno, Daniela Marotta, Marc Schiffbauer, and Elizabeth Mata Lorenzo (2013). *Jobs for Shared Prosperity: Time for Action in the Middle East and North Africa*. World Bank.

Grin, Gilles (2012). *The Arab Spring and the European Neighbourhood Policy: An Economic Outlook*. Foundation Pierre du Bois.

Hall, Joshua C., and Robert A. Lawson (2014). Economic Freedom of the World: An Accounting of the Literature. *Contemporary Economic Policy* 32, 1: 1–19.

International Labour Organization [ILO] (2008). *Growth, Employment and Decent Work in the Arab Region: An Overview.* ILO Regional Office for Arab States.

International Monetary Fund [IMF] (2008). *Arab Republic of Egypt—2008 Article IV Consultation, Preliminary Conclusions of the IMF Mission.* November 6. <http://www.imf.org/external/np/ms/2008/110608.htm>, as of May 31, 2014

Khandelwal, Padamja, and Agustin Roitman (2013). *The Economics of Political Transitions: Implications for the Arab Spring*. IMF Working Paper, WP/13/69 (March). International Monetary Fund.

Malik, Adeel, and Bassem Awadalla (2011). *The Economics of the Arab Spring*. Centre for the Study of African Economics, University of Oxford.

Masetti, Oliver, Kevin Körner, and Magdalena Forster (2013). *Two Years of Arab Spring. Where Are We Now? What's Next?* Current Issues, Emerging Markets (January 25). Deutsche Bank AG DB Research.

McMahon, Fred (2000). *Retreat from Growth: Atlantic Canada and the Negative-Sum Economy*. Atlantic Institute for Market Studies

Momani, Bessa (2013). *The Arab Spring Can Bring a Demographic Dividend: That Is Good for Business and Investors*. University of Waterloo.

O'Toole, Megan (2014, June 3). Discontent Simmers among East Bank Jordanians: Economic Challenges Have Fuelled Small-Scale Protests, but Residents Fear Potential Repercussions of a Larger Uprising. <http://www.aljazeera.com/news/middleeast/2014/06/discontent-simmers-among-east-bank-jordanians-20146381828614925.html>, posted June 3, 2014, 09:50.

Quilter-Pinner, Harry, and Graham Symons (undated). *The Arab Spring and Economic Transition: Two Years On*. UK Department for International Development.

Reuters (2014, May 20). Tunisia Takes Sensitive Step to Trim Fuel, Sugar, Bread Subsidies. <http://www.reuters.com/article/2014/05/20/tunisia-energy-idUSL6N0O649K20140520>, posted May 20, 2014, 10:50 am EDT.

Sidahmed, Alsir (2014, February 23). Arab Spring Back to Economy. *Arab News*. <http://www.arabnews.com/news/530091?quicktabs_stat2=1>, posted February 24, 2014, last update February 23, 2014, 10:39 pm.

Wharton School (2011, July 26). Arab Spring Undermines Support for Economic Liberalization Policies in the Middle East. Knowledge@Wharton, The Wharton School of the University of Pennsylvania. <https://knowledge.wharton.upenn.edu/article/arab-spring-undermines-support-for-economic-liberalization-policies-in-the-middle-east/>, as of May 15, 2014.

Data sources

Center for Systemic Peace. *The Polity IV Project*. <http://www.systemicpeace.org/polityproject.html>. Data retrieved between May 31 and June 10, 2014.

Freedom House. *2014 Freedom in the World*. <http://www.freedomhouse.org/report-types/freedom-world>. Data retrieved between May 31 and June 10, 2014.

Freedom House. *Freedom of the Press 2014*. <http://www.freedomhouse.org/report/freedom-press/freedom-press-2014>. Data retrieved between May 31 and June 10, 2014.

Gwartney, James, Robert Lawson, and Joshua Hall (forthcoming). *Economic Freedom of the World: 2014 Annual Report.* Fraser Institute.

Reporters without Borders. *Press Freedom Index 2013*. <http://en.rsf.org/press-freedom-index-2013,1054.html>. Data retrieved between May 31 and June 10, 2014.

Transparency International. *Corruption Perceptions Index*. <http://www.transparency.org/research/cpi/overview>. Data retrieved between May 31 and June 10, 2014.

World Bank. Economy Rankings. *Doing Business*. <http://www.doingbusiness.org/rankings>. Data retrieved between May 31 and June 10, 2014.

World Bank. *World Development Indicators.* <http://databank.worldbank.org/data/views/variableSelection/selectvariables.aspx?source=world-development-indicators#>. Data retrieved between May 31 and June 10, 2014.

World Economic Forum. *Global Competitiveness Report 2013-2014.* <http://www.weforum.org/issues/global-competitiveness>. Data retrieved between May 31 and June 10, 2014.

Chapter 4 Free Markets and Civil Peace

Some Theory and Empirical Evidence

Indra de Soysa and Krishna Chaitanya Vadlamannati

Scholars of armed conflict generally focus on *motive* and *opportunity* as analytical categories for narrowing down causes, much the same way as investigators of crime narrow down a list of suspects (Poe, 2004; Gartzke, 2005; Collier, 2000; Most and Starr, 1989; de Soysa, 2002). Social and individual grievances of various sorts, such as the lack of political rights, may provide motive for organizing violence against a state, but opportunity must also exist, whatever the nature and level of grievance, which is a hard concept to measure objectively (Theuerkauf, 2010). Such a perspective has also been salient for understanding revolution, where means and opportunity play a leading role (Tilly, 1978). Recent research on conflict has focused on the capture of natural resources as *motive* but, more importantly, also as *opportunity* because expensive conflict can be financed (means) by looting resources. This article takes a broader perspective on both opportunity and means to argue that economic repression and economic mismanagement supply the "means, motive, and opportunity" for groups to challenge states because economic distortions spawn underground economies that form the "organizational bases" of insurgency that allow groups to succeed and be sustainable in the face of superior state forces. In other words, grievance alone cannot explain successful insurgency. Anti-government individuals in the United States have enough grievances to bomb a federal government building in Oklahoma City, but whether they have the means to sustain a fight against the US government's law enforcement agencies is another matter. This article will first briefly argue why economic governance in a broader sense matters more than simple arguments about feasibility and demonstrate empirically the pacifying effects of economic freedom, or free markets.

Citation Indra de Soysa and Krishna Chaitanya Vadlamannati (2014). Free Markets and Civil Peace: Some Theory and Empirical Evidence. In James Gwartney, Robert Lawson, and Joshua Hall, *Economic Freedom of the World: 2014 Annual Report* (Fraser Institute): 211–229.

Authors Indra de Soysa is Professor of Political Science, Norwegian University of Science and Technology in Trondheim, Norway; Krishna Chaitanya Vadlamannati is a post-doctoral researcher in the Department of Political Science, Norwegian University of Science and Technology.

Figure 4.1: The incidence of civil war with over 25 deaths in a single year, 1946–2011

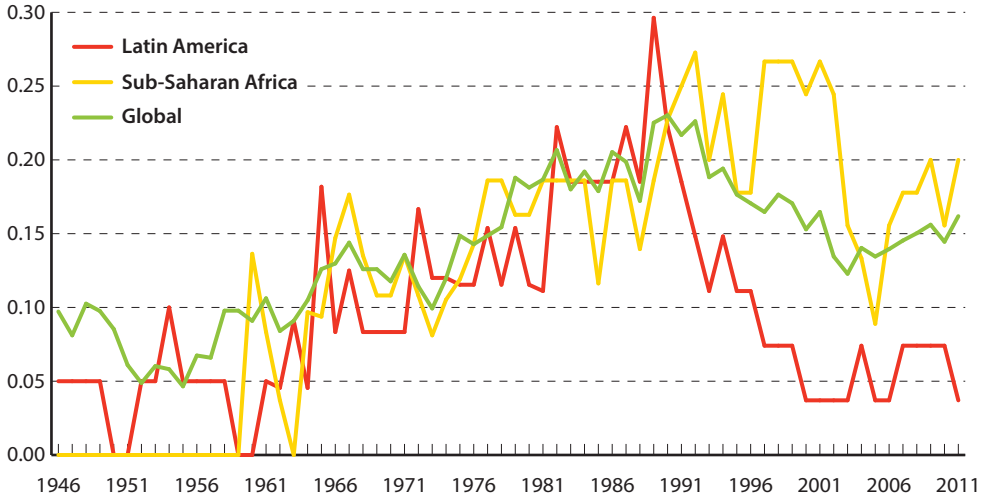

Source: Uppsala Conflict Data Project (UCDP), <www.pcr.uu.se>.

Consider figure 4.1, which displays the global risk of civil war between 1946 and 2010. Civil War is defined as organized armed violence between an identifiable rebel group(s) and a government, where at least 25 deaths have occurred in a single year.

The global risk of conflict has declined sharply since the end of the Cold War. Possible explanations for this phenomenon include a decrease in inter-ethnic tensions, a decline in economic inequalities, reductions of various sorts of social injustices and state repression, rising democracy, or other factors singly or in complex, interactive ways.[1] In fact, however, it is highly unlikely that structural factors, often blamed for social grievances, such as inequality, have changed that much that suddenly. In fact, the steepest, sustained decline in conflicts has been in Latin America, where income inequality in terms of a single region is arguably highest. Sub-Saharan Africa saw a steep decline from the late 1990s, and only recently has again shown a rising trend. It is highly unlikely that structural factors alone can explain this general downward trend since the end of the Cold War.

Clearly, superpower proxy wars generated by great power concerns as well as home-grown ideological battles seem to have mattered. More importantly, the means and opportunities for starting and sustaining rebellion were numerous because the superpowers and their allies supplied rebellion-specific capital (finance, materiel, safe-havens, and training). Under such conditions, domestic compromises were likely to be less feasible and local solutions to ethnic or other frictions also less likely. Quite simply, the end of the Cold War has led to the scarcity of "rebellion-specific capital" and increased the opportunity for local, regional, and international peacekeeping efforts and collective action for peace through international institutions (Mack, 2007).

Some, generally opposed to explanations highlighting economic causes and to econometric analyses of hard data, rarely explain how collective action problems are overcome, or how civil wars are funded and supplied. They tend to overemphasize "governance" explanations without identifying the precise mechanisms that really matter beyond what the discourse of grievance supplies (see Zartman, 2011).

1 See the excellent discussion of theory and empirics of various causal factors in Hoeffler, 2011.

Instances of bad governance unfortunately are ubiquitous and could be picked out for explaining just about anything. Why Sri Lankan Tamils rebelled and were successful at it for 30 years whereas Malaysian Tamils have been unsuccessful at rebellion despite official and systematic discrimination cannot be explained by group-grievance-based arguments alone. Nor are explanations based on "cherry picking" cases of events (as we have just done), without systematically examining the events *and* non-events, a sound way to build a general understanding of the causes of conflict where passionate representation is likely to hide relevant fact (de Soysa, 2002).

Why economic freedom? Some theoretical explanations

While political rights of citizens have increased across the globe, there is very little correlation between the level of democracy and civil peace (Hegre et al., 2001; Ward et al., 2010). If the fight for political rights was a source of violence, particularly for disenfranchised ethnic groups, then opportunity to rebel rather than the lack of rights alone, is what must matter since many find that increasing democracy fuels ethnic war, perhaps reducing the risk when democracy is better established (Jakobsen and de Soysa, 2009; Snyder, 2000). Neither does it seem that violations of people's physical-integrity rights (freedom from torture and imprisonment for political beliefs), or empowerment rights (freedom of religion, language rights, the right to form unions, etc.) also predict the onset of armed violence (Jakobsen and de Soysa, 2009; Jakobsen et al., 2013). Recently, however, there have been enormous improvements in economic governance due largely to the appeal and spread of free-market institutions and policies in many countries (Garrett, 1998; Simmons et al., 2004). Is there a connection?

How might market institutions, the more neglected aspect of the liberal peace, matter? In the eighteenth century, classical liberals such as Adam Smith, David Ricardo, and Bernard Mandeville argued that when individuals pursue self-interest, they serve a higher social purpose "as if by a hidden hand" (Stilwell, 2006). Free markets provide the basis for prosperity—while other desired outcomes, such as peace, arise from cooperation among people acting out of self-interest. In this view, cooperation stems from the expectation of mutual gain, rather than from religious (or other) ethics, or from the inherent feelings of sympathy for others.[2] Classical liberalism also held that self-interested economic activity produces wealth more efficiently and that freer markets could create and distribute goods and services (i.e., wealth) more efficiently, increasing the welfare of *all*—including the state because expanding economic activity increases taxable wealth. Consider the following observation, made in the 1830s by Alexis de Tocqueville, a keen observer of how democracy, rather than chaos, was taking root in the newly formed United States of America:

> You have some difficulty in understanding how men so independent do not constantly fall into the abuse of freedom. If on the other hand, you survey the

2 This is not to say that the writers mentioned above, such as Adam Smith, did not advocate sympathy (charity) towards fellow beings, but they saw self-interest in economic activity rather than a sense of benevolence alone providing a greater good to society by increasing wealth.

> infinite number of trading companies in operation in the United States … you will comprehend why people so well employed are by no means tempted to perturb the state, nor to destroy the public tranquility by which they all profit (de Tocqueville, 1956: 118-119).

The growth of commerce marginalizes violence because it binds people meaningfully in a way suited to addressing the collective dilemmas stemming from violence—theft and deprivation. When Thomas Hobbes, who suffered the consequences of the English Civil War, thought that a "leviathan" was necessary to enforce peace by monopolizing the use of force, John Locke suggested that it was also possible with the "consent of people". As Pugh (2011) has argued, the liberal agenda of bringing top-down democracy high-jacked for convenience by the "aid and development industry" may not nourish the endogenous bases of peace likely to be found in local processes, often in informal settings.

Why economic repression encourages rebellion-specific capital

We argue for a micro-logic that explains the more narrowly based violence through insurgency such as we see in recent times (Mueller, 2004; King, 2001). The theory that free markets encourage social peace is founded on a single observation: *violent armed conflict has to be feasible to occur*. The question is what renders armed conflict feasible. First, economic freedom encourages private economic activity that increases the returns to peace broadly. However, violence can be organized more narrowly. While for many, such as Collier, Hoeffler and Rohner (2009) feasibility is based on finance from natural resources and the opportunity costs for recruitment into rebellion associated with poverty, we argue that insurgency requires organizational bases that consist of much more than the logic of motive and finance. Further, the sources of loot (finance) come from many sources and not just natural resources: for example, from smuggling drugs, guns, people, and even consumer goods. Moreover, having access to finance alone does not tell us why it was not deployed in a manner other than costly violence, since investment in regular economic activity without the high costs of violence would bring greater returns (loot).[3] Armed conflicts, after all, occur in countless places that lack lootable resources such as oil and diamonds.

First of all, war is a costly endeavor; it will not occur if those who invest in it do not expect the returns from war to be greater than the returns from peace. Thus, grievances alone are unlikely to bring about armed conflict: challenging the state requires significant financing and relatively large numbers of volunteers. But if people are capable of sufficiently organizing human and financial resources to launch a rebellion, why wouldn't they channel that energy to obtain relief from grievances *without* engaging in costly violence? If returns from peace could be higher than for war, why not invest in production over costlier predation? The issue is that the overall conditions of economic governance determine the relative rates of return on violence and peace.

3 For an explication of the proposition that conflict entrepreneurs might start rebellion for private gain, see Hoeffler, 2011.

In the perspective taken here, viability of conflict is shaped by many factors, including the size and nature of the payoffs for investing in violence rather than in other potentially "profitable" enterprises. In the "loot-seeking" model of rebellion, for example, in which high-value resources render rebellion both attractive and viable, loot is the expected payoff for the "investment" in rebellion (Collier, 2000).

The argument that rebellion is based on opportunistic behavior fails to take into account the "opportunity costs" associated with organized violence. In a globalized world with ample opportunity for profitable investment, any potential rebel could just as easily be a "corporation"—exporting natural resources and paying taxes to the state—instead of a warlord who has to invest much of the loot in continued conflict (not to mention the discomfort of living in the bush). In fact, the extractive sector in relatively strong-state settings, such as Russia, resembles a gang of quasi-criminal corporations. In an environment that provides incentives for investment and enforces rules that safeguard profits, investing in production will be more attractive than investing in war. Indeed, in a number of advanced market economies, such as the United States and Italy, the high cost of remaining illegal have led many "loot-seeking" groups, like the Mafia, to move into the quasi-legitimate business world.

On the other hand, if the state or ruling elite monopolize all economic activity and expropriate the surpluses that are created in an economy—serving, in Mancur Olson's terms, as a "roving" rather than as a "stationary" bandit—there will be few incentives to invest in taxable enterprise and "go legit" (Olson, 1993). Where property rights are insecure and capricious political processes govern economic life, what Adam Smith termed "unnatural laws", productive enterprises are at risk, and there is motivation to organize in the shadows, by capturing rents and defending them, leading to organized violence and "warlordism" (Skaperdas, 2003). In closed, regulated economies, people invest in organizations that capture the "dead weight losses" in the economy as rents since people still demand these goods that are not supplied legitimately by regular businesses. The investment in capturing these dead-weight losses in the shadows forms the organizational bases of violence. In rich countries, violence remains crime, whereas in poor countries with weak states, crime and organized violence resemble rebellion. Moreover, where poverty is rife, ordinary criminals have historically acquired "social rebel" status as champions of the poor (Hobsbawm, 2001).[4]

Although shadow economies are often thought to emerge during war and its aftermath, in all likelihood they exist before full-blown war even begins. Consider the Mexican drug cartels, for example, which are engaged in a lucrative trade that lacks a legal infrastructure for handling transactions. The groups organize and fight in Mexico because violence is more viable there, but the impetus for the killing is the high demand for drugs across the border. Mexican warlordism is born from the illegal super-profits available in the drug market in the United States. Globally, such shadowy groups are now responsible for a large part of violent conflict (Mueller, 2004).[5] These groups survive and thrive because they have "rebellion-specific capital": that is, organizational advantages over states, from armaments and tunnels to sophisticated command and communications networks, supply channels, and logistics. Finance

4 Indeed, Adam Smith did not see smuggling, which brought goods to market, as a "bad" activity but blamed bad laws instead.

5 For a comparative view of warlordism, see Marten, 2006.

alone can explain only some portion of what it takes to survive, which has to be endogenous to the decision to rebel over investing available finance in other potentially profitable enterprises short of violence.

The conflict that plagues northern Mexico, for example, cannot be solved without governance-based efforts to alter the payoffs that accrue to those who invest in conflict-specific capital. In practical terms, there are two ways to address this issue—either militarily (that is, by suppressing the violence)—or legislatively (that is, by legalizing drugs in the United States and thereby eliminating the payoff for smuggling). It is surely not the degree of grievance of the Mexican drug lords that keeps them armed and supplied so they can survive the Mexican army, but it is a well-financed infrastructure of violence. We suggest that the infrastructure of violence, or rebellion-specific capital, builds up under conditions of significant market distortions and becomes insurgency in environments with weak states.

The empirical evidence

We have already seen (figure 1) that the global risk of civil war has declined sharply since the end of the Cold War. However, to understand how conflict onset might be explained by increasing economic freedom, several other factors will need to be simultaneously accounted for. To determine the "net" effect of economic freedom on civil war—that is, the effect of one variable considered independently of other potentially explanatory variables—one must use multivariate regression models, which make it possible to gauge the size and direction of the impact of any one variable while other variables are held constant. In the analyses described in this section, standard data sets, independently collected by other researchers, were used to measure the phenomena under study; this approach minimizes any biases the authors may have introduced to the coding of data.

The three empirical analyses presented in tables 4.1, 4.2 and 4.3 examine the effect of free markets on three types of outcomes measured differently by three different independent sources: the impact of economic freedom on the onset of civil war; on the degree of respect by governments for the "physical integrity rights of people", a form of one-sided violence; and ethnic tensions short of violence. In fact, assessing the effect of economic freedom against both regime type and income per capita is a useful exercise since they both feature prominently in theoretical and empirical analyses linking poverty to conflict and also in popular wisdom on the causes of civil violence.

For the main variable of interest, economic freedom, the analysis relies on data from the Fraser Institute that measure the extent to which an economy is (1) free from state interference and (2) allows private economic activity that is supported by impartial institutions (Gwartney and Lawson, 2005). Economic freedom is judged according to 42 criteria, both objective (e.g., the government's share of the economy, trade openness, restrictions on capital) and subjective (e.g., the level of independence of the judiciary).[6] The index ranges from 0 (total repression) to 10 (totally free). For example, the free-trade port of Hong Kong scores the highest in 2010 with

6 These data, which were obtained from the Fraser Institute, are available for five-year intervals until 2000 and at one-year intervals thereafter. For the period between 1970 and 2000, interpolations were made for the time between the five-year intervals. For full details on the data, see Gwartney, Lawson, and Hall, 2011.

a score of 9.05 whereas Zimbabwe is last with a score of 3.57. The main dependent variable (i.e., the outcome to be explained) in this analysis is the onset of civil war; the onset of conflict is relevant because one purpose of the analysis is to determine whether countries with high levels of economic freedom can maintain peace. The data used to measure armed conflict were obtained from the UCDP/PRIO Armed Conflict Dataset v4-2008 (Gleditsch et al., 2002).[7]

The second dependent variable is an indicator of "physical integrity rights" that measures the degree to which governments refrain from political violence against its citizens (Cingranelli and Richards, 1999). The third outcome is "ethnic tension" derived from subjective observations of the degree of ethnic recrimination among groups within countries collected by a leading international business risk agency. The ethnic peace data are based on qualitative observations gathered by PRS experts and then crosschecked with country experts on the basis of

> … an assessment of the degree of tension within a country attributable to racial, nationality, or language divisions. Lower ratings are given to countries where racial and nationality tensions are high because opposing groups are intolerant and unwilling to compromise. Higher ratings are given to countries where tensions are minimal, even though such differences may still exist.[8]

The ethnic tension index goes from 1 to 6 as a continuous measure with lower values denoting high tension and higher values denoting ethnic calm. We label this variable ethnic peace.

We rely on the extant literature about civil war for the control variables. First, we control for per-capita income level and population size, which are robustly related to conflict and found to be the only strong predictors of conflict onset from a host of variables assessed by researchers (Ward et al., 2010; Hegre and Sambanis, 2006). Next, we control for ethnic heterogeneity and its squared term to model the quadratic effect between ethnic heterogeneity and conflict since low heterogeneity and high heterogeneity may both be peace inducing.[9] We also control for democracy by generating a discrete variable taking the value 1 if the Polity score is above 6 and 0 if not.[10] Likewise, we generate a discrete variable capturing autocracy, which takes the value 1 if the Polity score is below –6 and 0 if not. The left-out category will naturally be anocracies, which lie between –6 and 6 on the polity scale. We also include a count of peace years, or the number of years a country has been at peace since the last conflict plus three natural cubic splines to model the long-run effect of peace on subsequent peace.

The estimations of human rights and ethnic peace use the same variables with some very slight differences for brevity. However, previous studies on human rights also use these very same variables with slight alterations (Cingranelli and Richards,

---

7 A conflict onset is an armed conflict involving an organized rebel group (or groups) and a state where at least 25 battle deaths have occurred in a single year. I use the category for civil war that is also internationalized.

8 See *International Country Risk Guide Methodology*, available at <https://www.prsgroup.com/about-us/our-two-methodologies/icrg>.

9 The data are from Fearon and Laitin (2003) and is presented as the probability that two randomly drawn people will belong to a different ethnic or linguistic group.

10 The Polity scale is a measure of democracy based on the degree of constraints on the executive power of government, see <http://www.systemicpeace.org> and Gurr and Jaggers, 1995.

1999; de Soysa and Nordås, 2007).[11] The statistical techniques for estimating the different dependent variables, however, differ since the civil-war variable is a discrete variable, which requires logistic regression. The human rights and ethnic peace variables are generally normally distributed scales on which ordinary least-square techniques may be used. Further, time series cross-sectional data pose problems associated with autocorrelation and heteroscedasticity, which are important premises for an OLS regression (Singer and Willett, 2003). Autocorrelation (when residuals are correlated) and heteroscedasticity (when residuals are not normally distributed) creates biases in the regression estimations because of the violations of regression assumptions (Hamilton, 1992). Proper estimation of standard errors are problematic because of the complicated correlation structures in time-series-cross-section (TSCS) data because observations are not independent across and within units (Beck and Katz, 1995). To account for these problems, we use the Newey-West standard errors because they are robust to both serial correlation and heteroscedasticity (StataCorp, 2005; Gerring, et al., 2005; Gerring, Thacker, and Moreno, 2005).

Empirical results

Onset of civil war

In table 4.1, column 1, we present results of economic freedom on the onset of civil war computed in a reduced-form model where per-capita income, the ethnic composition of a country and the history of peace are controlled. In column 2, we enter regime-type variables defined as autocracy and democracy. In column 3, the test is restricted to the period after the Cold War (1989–2010), and column 4 presents results leaving out 19 rich industrial democracies. As shown in table 1, countries with higher levels of economic freedom have a lower risk of civil war onset (as is indicated by the negative sign of the coefficient); moreover, this result is highly statistically significant.

Interestingly, per-capita income, which is often touted as one of the most robust explanations for the onset of civil war (Hegre and Sambanis, 2006), is not statistically significant, so the result on economic freedom is independently explained from effects of wealth. The effect of economic freedom becomes progressively stronger across the columns as time and sample relevance more closely matches the theoretical story. In robustness checks, which are designed to determine whether results are sensitive to changes in the models, the inclusion of measures of good institutions (such as lack of corruption) made no difference to the effects of economic freedom on the risk of civil war.[12]

Since economic freedom data are only collected for a limited number of countries, we used multiple imputation methods to impute values of economic freedom for the missing countries based on the patterns of association between the other variables within the existing sample of countries used.[13] Using the imputed data, the basic model of conflict was estimated for 146 developing countries, an addition of 40 countries. The result on economic freedom remained negative and statistically highly significant. This suggests that the association between economic freedom and peace is likely not due to a "fortunate" sample of countries in the estimations.

11 See de Soysa and Nordås, 2007 for discussion.

12 For all technical details and data sources, please see de Soysa and Fjelde, 2010.

13 For a detailed explanation of multiple imputation methods, see Jakobsen, de Soysa and Jakobsen, 2013.

Table 4.1: Economic freedom and the onset of civil war, 1970–2010

Dependent variable	Independent variables	(1) Global sample	(2) With regime type	(3) Post-Cold-War era	(4) Post-Cold-War era
Onset of civil war > 25 deaths				Full sample	LDCs only
	Econ. freedom	−0.23*	−0.25*	−0.43**	−0.44**
		(0.133)	(0.130)	(0.187)	(0.185)
	Income/pc	−0.11	−0.12	−0.12	−0.08
		(0.180)	(0.180)	(0.251)	(0.258)
	Population	0.45***	0.45***	0.48***	0.45***
		(0.097)	(0.093)	(0.116)	(0.115)
	Eth. Fraction.	5.52***	5.33***	4.38*	3.74
		(1.973)	(1.957)	(2.635)	(2.625)
	Eth. fraction^2	−4.12**	−3.96**	−2.54	−1.90
		(1.939)	(1.944)	(2.549)	(2.557)
	Democracy		−0.10	0.35	0.37
			(0.267)	(0.351)	(0.350)
	Autocracy		−0.45	−0.13	−0.13
			(0.323)	(0.527)	(0.525)
	Peaceyrs	0.19*	0.21**	0.32**	0.29**
		(0.099)	(0.103)	(0.123)	(0.125)
	_spline1	0.01**	0.01**	0.01***	0.01***
		(0.003)	(0.003)	(0.004)	(0.004)
	_spline2	−0.00**	−0.00**	−0.00***	−0.01***
		(0.001)	(0.001)	(0.001)	(0.002)
	_spline3	0.00*	0.00**	0.00***	0.00***
		(0.000)	(0.000)	(0.000)	(0.000)
	Constant	−7.11***	−6.79***	−6.10***	−5.90***
		(1.661)	(1.696)	(1.793)	(1.841)
	Observations	3,673	3,652	2,217	1,855
	Countries	115	114	114	96

Robust standard errors in parentheses; *** p<0.01, ** p<0.05, * p<0.1; all variables lagged 1 year.

Sources: for all technical details and data sources, please see de Soysa and Fjelde, 2010.

But in real-world terms, what is the magnitude of the effect of economic freedom on the risk of civil war? Holding all variables at their mean values, raising economic freedom alone by one standard deviation above its mean value reduces the model's overall prediction of civil war risk at the mean values of all variables by 375%, which is substantively quite large.[14] In other words, if a country such as

14 Marginal effects were computed as follows: (1) starting with a predicted probability for the model (at the value of 5 on the CIRI scale, which is roughly the mean of the sample); (2) holding all the control variables at their mean values; (3) re-computing the original prediction, using the maximum value of economic freedom while holding all other variables at their means; then (4) examining the differences between the two predictions.

Pakistan, which has an economic freedom score close to the average, increases its economic freedom to the level close to Singapore's or Chile's, it would reduce the chance of civil war occurring by roughly four times its current risk. Contrarily, a country that raises its income by one standard deviation about the mean value would only reduce its risk of a civil war onset by 1.07 times on average, a much smaller impact comparatively.

Although the war-averting effect of greater economic freedom is comparable to that of higher per-capita income, it is presumably much easier for a country to reduce the risk of war by improving policies and building institutions, such as instituting proper macro-economic management by independent central banks, organizing a credible commitment to property rights, and ensuring the freedom of markets for trade and investment from endogenous sources. Notice, however, that the type of political regime does not explain the risk of civil war onset when economic governance is included in the model.

Respect for human rights

Next, we examine the effect of economic freedom on the level of respect for people's rights by governments, an indirect indicator of the level of social dissent in a country because political repression rises with rising dissent within society. As well, it may well be that economic freedom changes social dynamics in a way that promotes respect for the rights of individuals and ethnic peace. When the economy is under the thumb of government or cronies connected to powerful interests, groups may compete against others, as groups, for power and influence and the wealth these deliver in this closed economic setting. This can set group against group, often with one group gaining only at another's expense, creating tensions among groups. With economic freedom, people gain when they produce goods and services others desire in mutually beneficial exchange. People from other groups become customers, employees, employers, suppliers, and other business people often with similar interests.

Moreover, since some have criticized quantitative analyses for using civil war data that are defined as contests between rebels and governments using arbitrary thresholds of battle deaths, we use a measure of political repression for testing the arguments even further. As can be seen in table 4.2, economic freedom has a statistically significant positive effect on respect for the rights of citizens to physical integrity—a result that is unaffected by per-capita income or other relevant controls.[15] And, as in the previous analysis, the presence of good institutions had no effect on economic freedom's impact on human rights.[16]

---

15 There are many studies on the determinants of human rights violations. See Cingranelli and Richards, 1999 and de Soysa and Nordås, 2007 for review of this literature. We stay as close as possible to the standard models explaining political repression. The alternative to the CIRI data, the political terror scale (PTS), yields exactly the same results. For details on CIRI, see Cingranelli and Richards, 1999, and for PTS, see <http://www.politicalterrorscale.org/> and Gibney and Dalton, 1996.

16 Most of the results confirm previous findings. Per-capita income has a strong negative effect on repression, as does democracy. Population size and ongoing civil war, on the other hand, show positive effects on repression, as reported also by others (see, e.g., Landman, 2005). Adding a plethora of other variables, such as a British legal system, made little difference to the result on economic freedom.

Table 4.2: Economic freedom and government respect for human rights, 1981–2010

Dependent variable	Independent variables	(1) Global	(2) LDCs	(3) LDCs	(4) With country FE
Respect for human rights					
	Econ. Freedom	0.43***	0.26***	0.24***	0.33***
		(0.045)	(0.052)	(0.051)	(0.066)
	Income/pc	0.18***	0.10**	0.14***	–0.13
		(0.043)	(0.044)	(0.049)	(0.160)
	Population	–0.42***	–0.51***	–0.50***	0.23
		(0.022)	(0.023)	(0.025)	(0.369)
	Democracy	0.91***	0.81***	0.84***	0.94***
		(0.091)	(0.087)	(0.087)	(0.109)
	Autocracy	–0.19	–0.10	–0.10	–0.25*
		(0.117)	(0.118)	(0.117)	(0.147)
	Civil War	–1.93***	–1.99***	–1.99***	–1.62***
		(0.119)	(0.120)	(0.120)	(0.128)
	peaceyrs	0.02***	0.02***	0.02***	0.02***
		(0.002)	(0.003)	(0.003)	(0.004)
	Eth. Fraction			1.48**	5.25**
				(0.634)	(2.564)
	Eth. fraction^2			–1.07	–0.08
				(0.711)	(4.295)
	Constant	5.16***	7.28***	6.50***	0.83
		(0.385)	(0.451)	(0.496)	(3.747)
	Observations	3,044	2,513	2,513	2,513
	Countries	115	96	96	96

Standard errors in parentheses; *** p<0.01, ** p<0.05, * p<0.1; year dummies computed in all tests (not shown): all variables lagged 1 year.

Sources: for all technical details and data sources, please see de Soysa and Vadlamannati, 2013.

The direct substantive effects of economic freedom are large. For comparison's sake, if all the other variables were at their mean values and if economic freedom alone were changed to its maximum value, one could expect a 0.79 increase in respect for rights, which is 36% of the standard deviation of the rights index. Remarkably, if the same were done with per-capita income, the impact would be roughly a 22% increase of a standard deviation of the human rights index. Interestingly, the inclusion of country-fixed effects, which takes each country's unique characteristics into account, also reveals a positive effect of higher economic freedom on higher respect for human rights. Again, a number of different factors, such as the lack of corruption and bureaucratic quality were added to the model but economic freedom's effect remained unchanged. Estimations after imputation of the missing values for economic freedom in a sample of 146 countries still yielded a positive and significant effect of economic freedom on human rights, suggesting that missing values do not systematically explain the main result.

Table 4.3: Economic freedom and ethnic peace, 1985–2010

Dependent variable		(1) Global	(2) Only LDCs	(3) With country FE
Ethnic peace				
	Econ.Freedom	0.15***	0.07*	0.06
		(0.039)	(0.043)	(0.040)
	Income/pc	0.09**	0.11**	0.61***
		(0.044)	(0.045)	(0.112)
	Population	0.01	0.01	2.54***
		(0.021)	(0.023)	(0.258)
	Civil War	–0.73***	–0.75***	–0.46***
		(0.103)	(0.109)	(0.079)
	peaceyrs	0.01***	0.01***	0.00
		(0.002)	(0.002)	(0.003)
	Eth. Fraction	–2.90***	–2.41***	6,166.64***
		(0.414)	(0.501)	(662.564)
	Eth. fraction2	1.11**	0.73	–7,550.86***
		(0.470)	(0.543)	(810.477)
	Democracy	0.08	0.06	0.20***
		(0.079)	(0.080)	(0.073)
	Autocracy	–0.11	–0.03	0.09
		(0.091)	(0.090)	(0.100)
	Constant	3.06***	3.03***	–1,271.92***
		(0.358)	(0.439)	(136.633)
	Observations	2,576	2,107	2,576
	Countries	107	88	107

Standard errors in parentheses; *** p<0.01, ** p<0.05, * p<0.1; year dummies computed in all tests (not shown); all variables are lagged 1 year.

Sources: for technical details and data sources, please see de Soysa and Vadlamannati, 2013; data on ethnic peace from International Country Risk Guide's Researcher Dataset, <www.prsgroup.com>.

Ethnic peace

In table 4.3, we present results of the effects of economic freedom on ethnic peace. As seen there, economic freedom continues to have a positive and statistically significant effect on ethnic peace. Only when country-fixed effects are introduced in column 3 does economic freedom's effect on ethnic peace just miss statistical significance at the 10% level. In substantive terms, again, moving from the mean value of economic freedom to its maximum gains greater ethnic peace than if the same were true for per-capita income, holding all the control variables at their means. Estimations after imputing the missing values for economic freedom and then re-estimating the results for a sample of 125 countries still yielded a positive and significant effect of economic freedom on ethnic calm, which suggests that missing values do not systematically explain the main result.

Is economic freedom endogenous to the outbreak of civil wars?

It is quite possible that our key explanatory variable—the economic freedom index—is endogenous to the outbreak of civil wars. It might be that our results are capturing the negative effects of civil war on economic freedom. Not taking reverse causality into account would induce bias in our estimate of the effect of economic freedom on the risk of civil war. This issue is not trivial because those who argue that economic freedom can reduce civil violence also make causal claims about conflicts significantly affecting economic freedom. To circumvent this problem, we use System-GMM estimator suggested by Arellano and Bond (1991), Arellano and Bover (1995), and Blundell and Bond (1998). However, we are not aware of an IV estimator (with internal instruments) for a binary dependent variable when the error term is serially correlated and heteroscedastic. Following Eichengreen and Leblang (2008), we estimate the linear probability models, which provide consistent estimates. The System-GMM estimator uses the lagged levels and the lagged differences of the variables (in this case, economic freedom) as instruments of the endogenous since they are not correlated with the error term. Implemented by Roodman (2006) in Stata, the GMM results are based on the two-step estimator, which weights the instruments asymptotically by efficiently using the first-step estimates. We apply the Hansen J-statistic test on the validity of the instruments often used to test for the exogeneity of the covariates and the Arellano-Bond test of second order autocorrelation, which must be absent from the data in order for the estimator to be consistent. We treat the lagged dependent variable and both economic freedom and per-capita income as endogenous and all other variables as strictly exogenous. Both endogenous variables are lagged by three years. As suggested by Roodman (2006), we also collapse the instruments matrix in order to minimize the number of instruments used, which could inflate the Hansen J-statistics.

The results addressing reverse causality using system GMM are displayed in table 4.4, which clearly shows that the baseline results (in table 1) are not affected by the choice of estimator. Note that the Hansen J-statistic test and the Arellano-Bond test do not reject the GMM specifications at conventional levels of significance across the columns. The Hansen J-statistic shows that the null-hypothesis of exogeneity of the (internal) instruments cannot be rejected at the conventional level of significance. Our main variable of interest—economic freedom—remains negative and significantly different from zero at 5% level across the columns. Thus, irrespective of the sample size (global sample or a sample of developing countries), in the post-Cold-War period of analysis the results for economic freedom remain robust. The coefficients on economic freedom in our SGMM increase marginally when examining the sample of developing countries alone (see column 4). On average, a point increase in the economic freedom index is associated with a decline in the probability of an outbreak of civil conflict by roughly 6%. This is not trivial given that the chance of seeing a civil war outbreak in any given year is very small. Note that our results remain robust to the inclusion of a lagged dependent variable. The results also remain relatively stable with respect to other control variables.

In summary, economic freedom lowers the risk of an onset of conflict. The statistical effect remains robust to a number of specification changes, and the net effect of economic freedom is larger than it is for per-capita income level and regime type.

Table 4.4: Testing for reverse causality between economic freedom and civil war

	(1)	(2)	(3)	(4)
	SGMM	**SGMM**	**SGMM**	**SGMM**
	Civil war	Civil war	Civil war	**Civil war**
Lagged Dependent Variable	–0.608	–0.455	–0.183	–0.133
	(0.909)	(0.903)	(0.194)	(0.214)
Economic Freedom Index t-1	–0.0493**	–0.0512**	–0.0533**	–0.0536**
	(0.0245)	(0.0242)	(0.0241)	(0.0270)
Per capita GDP (log) t-1	0.0314	0.0317	0.0436	0.0391
	(0.0273)	(0.0274)	(0.0297)	(0.0320)
Population (log) t-1	0.0128*	0.0130*	0.0127**	0.0132*
	(0.00694)	(0.00771)	(0.00629)	(0.00774)
Ethnic Fractionalization t-1	0.119	0.116	–0.0212	–0.0187
	(0.119)	(0.113)	(0.145)	(0.170)
Ethnic Fractionalization Squared t-1	–0.0104	–0.0128	0.171	0.167
	(0.170)	(0.159)	(0.210)	(0.235)
Democracy t-1		–0.00714	–0.00436	0.00207
		(0.0266)	(0.0201)	(0.0186)
Autocracy t-1		–0.0182	0.0263	0.0291
		(0.0179)	(0.0253)	(0.0259)
Civil Peace Years t-1	–0.00277	0.00855	0.0171	0.0172
	(0.0633)	(0.0629)	(0.0114)	(0.0125)
Cubic Spline1	–3.24e-05	0.000142	0.000270	0.000261
	(0.000968)	(0.000964)	(0.000187)	(0.000204)
Cubic Spline2	8.61e-06	–3.99e-05	–7.51e-05	–7.21e-05
	(0.000269)	(0.000268)	(5.28e-05)	(5.75e-05)
Constant	–0.0676	–0.0886	-0.193	-0.170
	(0.323)	(0.329)	(0.142)	(0.159)
Number of Countries	115	115	115	96
Total Observations	3673	3652	2217	1855
Sample	Global	Global	post-1991	post-1991 & developing nations
Number of Instruments	13	15	21	21
Arellano-Bond test for AR(2)	0.488	0.588	0.274	0.456
Hansen Test (J-statistic)	0.19	0.191	0.44	0.434

Economic freedom also reduces political repression, which suggests that the peace effect of economic freedom is not working through a repression effect since rulers can suppress violence by using a heavy hand against the mobilization of dissent. Moreover, economic freedom seems to dampen ethnic tensions. Importantly, the results hold when accounting for possible endogeneity, or reverse causality. Under conditions of fewer market distortions, thus, and fairer economic governance that reflects liberal values of free-market competition and respect for property, people's rights as well as their social relations with other distinct groups within society seems less likely to be laden with conflict.

Conclusion

Scholars of the economics of civil war, such as Paul Collier (2000) argue that finance for organizing violence is critical to understanding why it occurs. This article argues that "rebellion-specific capital" is more than finance, and a broader perspective of how an economy is governed is necessary to understand the nature of insurgency because the payoffs to whether or not potential rebels start violence or legitimate businesses are dependent on factors governing economic life. We have argued from a micro perspective that economic repression leads to the build-up of rebellion-specific capital that is destabilizing because it makes conflict more feasible in a broader sense. Indeed, the correlation between oil wealth and conflict is likely due to the fact that oil wealth is associated with top-heavy, distorted economies that lead to thin market integration of regions and peoples where private economic activity is constrained.[17] The empirical results show that economic freedom has a statistically significant negative effect on the onset of conflict, the violation by states of rights of people to physical integrity, and greater calm between distinct ethno-linguistic and religious groups within countries, net of good institutions and per-capita income, proxies often used to measure state capacity for deterring costly violence.

A number of observers have rejected the idea of using economic liberalization as a blueprint for building better states, principally because such freedoms may be temporarily destabilizing, even if they are desirable in the long run (Cramer, 2009; Paris, 2004). The critics of "liberal peace" argue that nascent state institutions should be allowed to become "institutionalized" before economic liberalization. The dilemma is that such institutionalization can occur only *after* institutions that would serve particular functions—such as ensuring the enforcement of the proper "rules of the game" within the polity and economy—are put in place. Privatization, for example, should *begin* at some point *before* it becomes institutionalized: it is the very success of nascent institutions that allows them to develop legitimacy—and, eventually, to become institutionalized. Germany and Japan, for example, still cleave to many of the institutions that were imported (and even imposed) during the post-war years for one simple reason: they worked, particularly in terms of economic growth and development.

It might very well be that impartial, market-supporting institutions are hard to establish under the lawless conditions that characterize post-conflict societies, but to assume that market-supporting institutions should therefore not be established would be to confuse the symptoms of the disease with its cause. Where rent seeking is the norm, powerful actors will naturally resist the creation of impartial institutions that support markets, but the end of conflict certainly offers a great opportunity to impose such institutions from outside, as was the case with Germany and Japan. Fairer economic governance, as Adam Smith and other liberals noticed centuries earlier, increases social wealth and reduces costly social behavior at the same time as it increases state capacity in a virtuous cycle—as if by a hidden hand. Contrarily, economic repression promotes rent-seeking, economic decline, and the build-up of rebellion-specific capital that is often mobilized for larger-scale violence.

---

17 For an excellent discussion of how good institutions of governance emerge under conditions of private ownership of natural resources, which in turn mitigates the "resource curse", see Weinthal and Luong, 2006.

References

Arellano, M., and S. Bond (1991). Some Tests of Specification for Panel Data: Monte Carlo Evidence and Application to Employment Equations. *Review of Economic Studies* 58, 2: 277–297.

Arellano, M., and O. Bover (1995). Another Look at the Instrumental-Variable Estimation of Error-Components Models. *Journal of Econometrics* 68: 29–51.

Blundell, R., and S. Bond (1998). Initial Conditions and Moment Restrictions in Dynamic Panel Data Models. *Journal of Econometrics* 87, 1: 115–143.

Beck, N., and J. Katz (1995). What to Do (and Not to Do) with Time-Series Cross-Section Data. *The American Political Science Review* 89, 3: 634–647.

Cingranelli, David L., and David L. Richards (1999). Measuring the Level, Pattern, and Sequence of Government Respect for Physical Integrity Rights. *International Studies Quarterly* 43, 2: 407–417.

Collier, Paul (2000). Doing Well Out of War. In M. Berdal and D. Malone, eds., *Greed & Grievance: Economic Agendas in Civil War* (Lynne Rienner): 91-111.

Collier, Paul, Anke Hoeffler, and Dominic Rohner (2009). Beyond Greed and Grievance: Feasibility and Civil War. *Oxford Economic Papers* 61, 1: 1–27.

Cramer, Christopher (2009). Trajectories of Accumulation through War and Peace. In R. Paris and T.D. Sisk, eds., *The Dilemmas of Statebuilding: Confronting the Contradictions of Postwar Peace Operations* (Routledge): 129–148.

de Soysa, Indra (2002). Paradise Is a Bazaar? Greed, Creed, and Governance in Civil War, 1989–1999. *Journal of Peace Research* 39, 4: 395–416.

de Soysa, Indra, and Hanne Fjelde (2010). Is the Hidden Hand an Iron Fist? Capitalism and the Onset of Civil War, 1970–2005. *Journal of Peace Research* 47, 3: 287–298.

de Soysa, Indra, and Ragnhild Nordås (2007). Islam's Bloody Innards? Religion and Political Terror, 1980–2000. *International Studies Quarterly* 51: 927–943.

de Soysa, Indra, and Krishna C. Vadlamannati (2013). Do Pro-market Economic Reforms Drive Human Rights Violations? An Empirical Assessment, 1981–2006. *Public Choice* 155: 163–187.

de Tocqueville, Alexis (1956). *Democracy in America*. Edited by R.D. Heffner. Penguin.

Eichengreen, Barry, and David Leblang (2006). *Democracy and Globalization*. NBER Working Paper 12450. National Bureau of Economic Research.

Fearon, James D., and David D. Laitin (2003). Ethnicity, Insurgency, and Civil War. *American Political Science Review* 97, 1: 1–16.

Garrett, Geoffrey (1998). Global Markets and National Politics: Collision Course or Virtuous Circle? *International Organization* 52, 4: 787–824.

Gartzke, Erik (2005). Economic Freedom and Peace. In James Gwartney and Robert Lawson, eds., *Economic Freedom of the World: 2005 Annual Report* (Fraser Institute): 29–44. <http://www.freetheworld.org>.

Gerring, John, Philip Bond, William Barndt, and Carola Moreno (2005). Democracy and Economic Growth: A Historical Perspective. *World Politics* 57, 4: 323–359.

Gerring, J., S.C. Thacker, and C. Moreno (2005). Centripetal Democratic Governance: A Theory and Global Inquiry. *American Political Science Review* 99, 4: 567–581.

Gibney, Mark, and Matthew Dalton (1996). The Political Terror Scale. In David Cingranelli, ed., *Human Rights and Developing Countries* (Jai Press): 63–84.

Gleditsch, Nils Petter, Peter Wallensteen, Mikael Eriksson, Margareta Sollenberg, and Haavard Strand (2002). Armed Conflict 1946–2001: A New Dataset. *Journal of Peace Research* 39, 5: 615–637.

Gurr, Ted Robert, and Keith Jaggers (1995). Tracking Democracy's Third Wave with the Polity III Data. *Journal of Peace Research* 32, 4: 469–482.

Gwartney, James, and Robert Lawson (2005). *Economic Freedom of the World: 2005 Annual Report* (Fraser Institute). <http://www.freetheworld.org>.

Gwartney, James, Robert Lawson, and Joshua Hall (2011). 2011 Economic Freedom Dataset, published in *Economic Freedom of the World: 2011 Annual Report* (Fraser Institute). <http://www.freetheworld.com/datasets_efw.html>.

Hamilton, Lawrence C. (1992). *Regression with Graphics: A Second Course in Applied Statistics*. Duxbury Press.

Hegre, Haavard, Tanja Ellingsen, Scott Gates, and Nils Petter Gleditsch (2001). Towards a Democratic Civil Peace? Democracy, Political Change, and Civil War, 1816–1992. *American Political Science Review* 95, 1: 33–48.

Hegre, Haavard, and Nicholas Sambanis (2006). Sensitivity Analysis of Empirical Results on Civil War Onset. *Journal of Conflict Resolution* 50, 4: 508–535.

Hobsbawm, Eric (2001). *Bandits*. Abacus.

Jakobsen, Tor Georg, and Indra de Soysa (2009). Give Me Liberty or Give Me Death! State Repression, Ethnic Grievance, and Civil War, 1981–2004. *Civil Wars* 11(2): 137–157.

Jakobsen, Tor Georg, Indra de Soysa, and Jo Jakobsen (2013). Why Do Poor Countries Suffer Costly Conflict? Unpacking per Capita Income and the Onset of Civil War. *Conflict Management and Peace Science* 30. 2: 140–160.

King, Charles (2001). The Benefits of Ethnic War: Understanding Eurasia's Unrecognized States. *World Politics* 53, 4:524–552.

Landman, Todd (2005). *Protecting Human Rights*. George Washington University Press.

Mack, Andrew (2007). Global Political Violence: Explaining the Post-Cold War Decline. International Peace Institute.

Marten, Kimberly (2006). Warlordism in Comparative Perspective. *International Security* 31, 3: 41–73.

Most, Benjamin, and Harvey Starr (1989). *Inquiry, Logic, and International Politics*. University of South Carolina Press.

Mueller, John (2004). *The Remnants of War*. Cornell University Press.

Olson, Mancur (1993). Dictatorship, Democracy, and Development. *American Political Science Review* 87, 3: 567–575.

Paris, Roland (2004). *At War's End: Building Peace after Civil Conflict*. Cambridge University Press.

Poe, Steven C. (2004). The Decision to Repress: An Integrative Theoretical Approach to the Research on Human Rights and Repression. In S. Carey and S.C. Poe, eds., *Understanding Human Rights Violations: New Systematic Studies* (Ashgate): 16-38.

Pugh, Michael (2011). Local Agency and Political Economies of Peacebuilding. *Studies in Ethnicity and Nationalism* 11, 2: 308–320.

Roodman, Daniel (2006). How to Do xtabond2: An Introduction to "Difference" and "System" GMM in Stata. *The Stata Journal* 9, 1: 86–136.

Simmons, Beth, Frank Dobbins, and Geoffrey Garrett (2004). Introduction: The International Diffusion of Liberalism. *International Organization* 60, 4: 781–810.

Singer, Judith D., and John B. Willett. 2003. *Applied Longitudinal Data Analysis: Modeling Change and Event Occurrence*. Oxford University Press.

Skaperdas, Stergios (2003). Restraining the Genuine *Homo Economicus*: Why the Economy Cannot Be Divorced from Its Governance. *Economics and Politics* 15, 2: 135–162.

Snyder, Jack (2000). *From Voting to Violence: Democratization and Nationalist Conflict*. W.W. Norton.

StataCorp (2005). *Stata Time-Series Reference Manual: Release 9*. Stata Press.

Stilwell, Frank (2006). *Political Economy: The Contest of Economic Ideas*. 2nd ed. Oxford University Press.

Theuerkauf, Ulrike G. (2010). Institutional Design and Ethnic Violence: Do Grievances Help to Explain Ethnopolitical Instability? *Civil Wars* 12, 1: 117–139.

Tilly, Charles (1978). *From Mobilization to Revolution*. Longman.

Ward, Michael D., Brian D. Greenhill, and Kristin M. Bakke (2010). The Perils of Policy by P-Value: Predicting Civil Conflicts. *Journal of Peace Research* 47, 4: 363–375.

Weinthal, Erika, and Pauline Jones Luong (2006). Combating the Resource Curse: An Alternative Solution to Managing Mineral Wealth. *Perspectives on Politics* 4, 1: 35–53.

Zartman, William I. (2011). Greed and Grievance: Methodological and Epistemological Underpinnings of the Debate. *Studies in Ethnicity and Nationalism* 11, 2: 298–307.

Appendix Explanatory Notes and Data Sources

Area 1 Size of Government

A Government consumption

This component is measured as general government consumption spending as a percentage of total consumption. The rating for this component, as with many of the following components, is designed to mirror the actual distribution of the raw data but on a 0-to-10 scale. The rating is equal to: $(V_{max} - V_i) / (V_{max} - V_{min})$ multiplied by 10. The V_i is the country's actual government consumption as a proportion of total consumption, while the V_{max} and V_{min} were set at 40 and 6, respectively. The 1990 data were used to derive the maximum and minimum values for this component. Countries with a larger proportion of government expenditures received lower ratings. In contrast, as the ratio approaches the maximum value, the ratio moves toward zero.

Sources World Bank, *World Development Indicators*; International Monetary Fund, *International Financial Statistics*; United Nations National Accounts.

B Transfers and subsidies

This component is measured as general government transfers and subsidies as a share of GDP. The rating for this component is equal to: $(V_{max} - V_i) / (V_{max} - V_{min})$ multiplied by 10. The V_i is the country's ratio of transfers and subsidies to GDP, while the V_{max} and V_{min} values are set at 37.2 and 0.5, respectively. The 1990 data were used to derive the maximum and minimum values for this component. The formula will generate lower ratings for countries with larger transfer sectors. When the size of a country's transfer sector approaches that of the country with the largest transfer sector during the 1990 benchmark year, the rating of the country will approach zero.

Sources International Monetary Fund, *Government Finance Statistics Yearbook*; World Bank, *World Development Indicators*; International Monetary Fund, *International Financial Statistics*; United Nations National Accounts.

C Government enterprises and investment

Data on government investment as a share of total investment were used to construct the zero-to-10 ratings. Countries with more government enterprises and government investment received lower ratings. When the government investment share was generally less than 15% of total investment, countries were given a rating of 10.

When government investment was between 15% and 20% of the total, countries received a rating of 8. When government investment was between 20% and 25% of the total, countries were rated at 7. When government investment was between 25% and 30% of the total, countries were assigned a rating of 6. When government investment was generally between 30% and 40% of the total, countries received a rating of 4. When government investment was between 40% and 50% of the total, countries were rated at 2. A rating of zero was assigned when government investment exceeded 50% of total investment.

In cases where government investment data were unavailable, we used qualitative data on the scope of SOEs to assign ratings. Also, in some cases, this rating was estimated from the *Global Competitiveness Report* questions: "State-owned enterprises in your country: 1 = Play a dominant role in the economy ; 7 = Have little or no role in the economy"; and "State-owned enterprises in your country: 1 = Are heavily favoured over private sector competitors; 7 = Compete on an equal basis with the private sector".

Sources International Monetary Fund, *Government Finance Statistics Yearbook*; World Bank, *World Development Indicators*; International Monetary Fund, *International Finance Statistics*; World Economic Forum, *Global Competitiveness Report*; United Nations National Accounts; European Bank for Reconstruction and Development, *Transition Indicators*.

D Top marginal tax rate

i Top marginal income tax rate

Countries with higher marginal tax rates that take effect at lower income thresholds received lower ratings based on the matrix below. The income threshold data were converted from local currency to 1982/1984 US dollars (using beginning-of-year exchange rates and the US Consumer Price Index). These figures include sub-national rates if applicable.

ii Top marginal income and payroll tax rate

Countries with higher marginal income and payroll (wage) tax rates that take effect at lower income thresholds received lower ratings based on the matrix below. The income threshold data were converted from local currency to 1982/1984 US dollars (using beginning-of-year exchange rates and the US Consumer Price Index). These figures include sub-national rates if applicable.

Source PricewaterhouseCoopers, *Worldwide Tax Summaries Online*; PricewaterhouseCoopers, *Individual Taxes: A Worldwide Summary* (various issues).

Area 2 Legal System and Property Rights

Note The ratings for Area 2 from 1970 to 1995 are the same as the Area V ratings from *Economic Freedom of the World: 2001 Annual Report*. Please see that report for methodological details.

Top Marginal Tax Rate	Income Threshold at Which the Top Marginal Rate Applies (1982/1984 US$)			
	< $25,000	$25,000 – $50,000	$50,000 – $150,000	> $150,000
< 20%	10	10	10	10
21% – 25%	9	9	10	10
26% – 30%	8	8	9	9
31% – 35%	7	7	8	9
36% – 40%	5	6	7	8
41% – 45%	4	5	6	7
46% – 50%	3	4	5	5
51% – 55%	2	3	4	4
56% – 60%	1	2	3	3
61% – 65%	0	1	2	2
66% – 70%	0	0	1	1
> 70%	0	0	0	0

A Judicial independence

This component is from the *Global Competitiveness Report* question: "Is the judiciary in your country independent from political influences of members of government, citizens, or firms? No—heavily influenced (= 1) or Yes—entirely independent (= 7)." The question's wording has varied slightly over the years. All variables from the *Global Competitiveness Report* were converted from the original 1-to-7 scale to a 0-to-10 scale using this formula: $EFW_i = ((GCR_i - 1) \div 6) \times 10$.

Source World Economic Forum, *Global Competitiveness Report*.

B Impartial courts

This component is from the *Global Competitiveness Report* question: "The legal framework in your country for private businesses to settle disputes and challenge the legality of government actions and/or regulations is inefficient and subject to manipulation (= 1) or is efficient and follows a clear, neutral process (= 7)." The question's wording has varied slightly over the years.

Note The "Rule of Law" ratings from the World Bank's *Worldwide Governance Indicators* (WGI) project have been used to fill in country omissions in the primary data source since 1995.
Source World Economic Forum, *Global Competitiveness Report*.

C Protection of property rights

This component is from the *Global Competitiveness Report* question: "Property rights, including over financial assets, are poorly defined and not protected by law (= 1) or are clearly defined and well protected by law (= 7)."

Note This replaces a previous *Global Competitiveness Report* question on protection of intellectual property.
Source World Economic Forum, *Global Competitiveness Report*.

D Military interference in rule of law and politics

This component is based on the *International Country Risk Guide* Political Risk Component G. Military in Politics: "A measure of the military's involvement in politics. Since the military is not elected, involvement, even at a peripheral level, diminishes democratic accountability. Military involvement might stem from an external or internal threat, be symptomatic of underlying difficulties, or be a full-scale military takeover. Over the long term, a system of military government will almost certainly diminish effective governmental functioning, become corrupt, and create an uneasy environment for foreign businesses."

Note The "Political Stability and Absence of Violence" ratings from the World Bank's *Worldwide Governance Indicators* (WGI) project have been used to fill in country omissions in the primary data source since 1995.
Sources PRS Group, *International Country Risk Guide*; World Bank, *Worldwide Governance Indicators*.

E Integrity of the legal system

This component is based on the *International Country Risk Guide* Political Risk Component I for Law and Order: "Two measures comprising one risk component. Each sub-component equals half of the total. The 'law' sub-component assesses the strength and impartiality of the legal system, and the 'order' sub-component assesses popular observance of the law."

Source PRS Group, *International Country Risk Guide*.

F Legal enforcement of contracts

This component is based on the World Bank's *Doing Business* estimates for the time and money required to collect a debt. The debt is assumed to equal 200% of the country's per-capita income where the plaintiff has complied with the contract and judicial judgment is rendered in his favor. Zero-to-10 ratings were constructed for (1) the time cost (measured in number of calendar days required from the moment the lawsuit is filed until payment) and (2) the monetary cost of the case (measured as a percentage of the debt). These two ratings were then averaged to arrive at the final rating for this sub-component. The formula used to calculate the zero-to-10 ratings was: $(V_{max} - V_i) / (V_{max} - V_{min})$ multiplied by 10. V_i represents the time or money cost value. The values for V_{max} and V_{min} were set at 725 days and 82.3% (1.5 standard deviations above average in 2005) and 62 days (1.5 standard deviations below average in 2005) and 0%, respectively. Countries with values outside the V_{max} and V_{min} range received ratings of either zero or 10 accordingly.

Source World Bank, *Doing Business*.

G Regulatory restrictions on the sale of real property

This sub-component is based on the World Bank's *Doing Business* data on the time measured in days and monetary costs required to transfer ownership of property that includes land and a warehouse. Zero-to-10 ratings were constructed for (1) the time cost (measured in number of calendar days required to transfer ownership) and (2) the monetary cost of transferring ownership (measured as a percentage of the property value). These two ratings were then averaged to arrive at the final rating

for this sub-component. The formula used to calculate the zero-to-10 ratings was: $(V_{max} - V_i) / (V_{max} - V_{min})$ multiplied by 10. V_i represents the time or money cost value. The values for V_{max} and V_{min} were set at 265 days and 15% (1.5 standard deviations above average in 2005) and 0 days and 0%, respectively. Countries with values outside of the V_{max} and V_{min} range received ratings of either zero or 10 accordingly.

Source World Bank, *Doing Business*.

H Reliability of police

This component is from the *Global Competitiveness Report* question: "To what extent can police services be relied upon to enforce law and order in your country? (1 = Cannot be relied upon at all; 7 = Can be completely relied upon)".

Source World Economic Forum, *Global Competitiveness Report*.

I Business costs of crime

This component is from the *Global Competitiveness Report* question: "To what extent does the incidence of crime and violence impose costs on businesses in your country? (1 = to a great extent; 7 = not at all)".

Source World Economic Forum, *Global Competitiveness Report*.

Area 3 Sound Money

A Money growth

The component measures the average annual growth of the money supply in the last five years minus average annual growth of real GDP in the last ten years. Countries whose money supply growth greatly exceeds real output growth receive lower ratings. The figures for the M1 money supply (basically defined as checkable deposits plus currency in circulation) were used to measure the growth rate of the money supply. The rating is equal to: $(V_{max} - V_i) / (V_{max} - V_{min})$ multiplied by 10. V_i represents the average annual growth rate of the money supply during the last five years adjusted for the growth of real GDP during the previous ten years. The values for V_{min} and V_{max} were set at zero and 50%, respectively. Therefore, if the adjusted growth rate of the money supply during the last five years was zero, indicating that money growth was equal to the long-term growth of real output, the formula generates a rating of 10. Ratings decline as the adjusted money-supply growth increases toward 50%. When the adjusted annual money growth is equal to (or greater than) 50% a rating of zero results.

Sources World Bank, *World Development Indicators*; International Monetary Fund, *International Financial Statistics*; United Nations National Accounts.

B Standard deviation of inflation

The component measures the standard deviation of the inflation rate over the last five years. Generally, the GDP deflator was used as the measure of inflation for this component. When these data were unavailable, the Consumer Price Index was used.

The following formula was used to determine the zero-to-10 scale rating for each country: $(V_{max} - V_i) / (V_{max} - V_{min})$ multiplied by 10. V_i represents the country's standard deviation of the annual rate of inflation during the last five years. The values for V_{min} and V_{max} were set at zero and 25%, respectively. This procedure will allocate the highest ratings to the countries with least variation in the annual rate of inflation. A perfect 10 results when there is no variation in the rate of inflation over the five-year period. Ratings will decline toward zero as the standard deviation of the inflation rate approaches 25% annually.

Sources World Bank, *World Development Indicators*; International Monetary Fund, *International Financial Statistics*.

C Inflation: most recent year

Generally, the CPI was used as the measure of inflation for this component as it is often available before the GDP deflator is available. When these data were unavailable, the GDP deflator inflation rate was used. The zero-to-10 country ratings were derived by the following formula: $(V_{max} - V_i) / (V_{max} - V_{min})$ multiplied by 10. V_i represents the rate of inflation during the most recent year. The values for V_{min} and V_{max} were set at zero and 50%, respectively—the lower the rate of inflation, the higher the rating. Countries that achieve perfect price stability earn a rating of 10. As the inflation rate moves toward a 50% annual rate, the rating for this component moves toward zero. A zero rating is assigned to all countries with an inflation rate of 50% or more.

Sources World Bank, *World Development Indicators*; International Monetary Fund, *International Financial Statistics*.

D Freedom to own foreign currency bank accounts

When foreign currency bank accounts were permissible without any restrictions both domestically and abroad, the rating was 10; when these accounts were restricted, the rating was zero. If foreign currency bank accounts were permissible domestically but not abroad (or vice versa), the rating was 5.

Note This component was not updated for the *2014 Annual Report*.
Sources International Monetary Fund, *Annual Report on Exchange Arrangements and Exchange Restrictions*.

Area 4 Freedom to Trade Internationally

A Tariffs

i Revenue from trade taxes (% of trade sector)

This sub-component measures the amount of taxes on international trade as a share of exports and imports. The formula used to calculate the ratings for this sub-component was: $(V_{max} - V_i) / (V_{max} - V_{min})$ multiplied by 10. V_i represents the revenue derived from taxes on international trade as a share of the trade sector. The values for V_{min} and V_{max} were set at zero and 15%, respectively. This formula leads to lower

ratings as the average tax rate on international trade increases. Countries with no specific taxes on international trade earn a perfect 10. As the revenues from these taxes rise toward 15% of international trade, ratings decline toward zero.

Sources International Monetary Fund, *Government Finance Statistics Yearbook*; International Monetary Fund, *International Financial Statistics*.

ii Mean tariff rate

This sub-component is based on the unweighted mean of tariff rates. The formula used to calculate the zero-to-10 rating for each country was: $(V_{max} - V_i) / (V_{max} - V_{min})$ multiplied by 10. V_i represents the country's mean tariff rate. The values for V_{min} and V_{max} were set at 0% and 50%, respectively. This formula will allocate a rating of 10 to countries that do not impose tariffs. As the mean tariff rate increases, countries are assigned lower ratings. The rating will decline toward zero as the mean tariff rate approaches 50%. (Note that except for two or three extreme observations, all countries have mean tariff rates within this range from 0% to 50%.)

Sources World Trade Organization, *World Tariff Profiles*.

iii Standard deviation of tariff rates

Compared to a uniform tariff, wide variations in tariff rates indicate greater efforts to centrally plan the economy's production and consumption patterns. Thus, countries with a greater variation in their tariff rates are given lower ratings. The formula used to calculate the zero-to-10 ratings for this component was: $(V_{max} - V_i) / (V_{max} - V_{min})$ multiplied by 10. V_i represents the standard deviation of the country's tariff rates. The values for V_{min} and V_{max} were set at 0% and 25%, respectively. This formula will allocate a rating of 10 to countries that impose a uniform tariff. As the standard deviation of tariff rates increases toward 25%, ratings decline toward zero. (Note that except for a few very extreme observations, the standard deviations of the tariff rates for the countries in our study fall within this 0% to 25% range.)

Sources World Trade Organization, *World Tariff Profiles*.

B Regulatory trade barriers

i Non-tariff trade barriers

This sub-component is based on the *Global Competitiveness Report* survey question: "In your country, tariff and non-tariff barriers significantly reduce the ability of imported goods to compete in the domestic market. 1-7 (best)" The question's wording has varied slightly over the years. Note, notwithstanding the sub-component's title, this indicator captures both tariff and non-tariff barriers.

Source World Economic Forum, *Global Competitiveness Report*.

ii Compliance cost of importing and exporting

This sub-component is based on the World Bank's *Doing Business* data on the time (i.e., non-monetary) cost of procedures required to import a full 20-foot container of dry goods that contains no hazardous or military items. Countries where it takes longer to import/export are given lower ratings. Zero-to-10 ratings were

constructed for (1) the time cost to export a good (measured in number of calendar days required) and (2) the time cost to import a good (measured in number of calendar days required). These two ratings were then averaged to arrive at the final rating for this sub-component. The formula used to calculate the zero-to-10 ratings was: $(V_{max} - V_i) / (V_{max} - V_{min})$ multiplied by 10. V_i represents the time cost value. The values for V_{max} and V_{min} were set at 62 and 80 days (1.5 standard deviations above average in 2005) and 2 days (1.5 standard deviations below average in 2005) and 0 days, respectively. Countries with values outside of the V_{max} and V_{min} range received ratings of either zero or 10 accordingly.

Source World Bank, *Doing Business*.

C Black-market exchange rates

This component is based on the percentage difference between the official and the parallel (black) market exchange rate. The formula used to calculate the zero-to-10 ratings for this component was the following: $(V_{max} - V_i) / (V_{max} - V_{min})$ multiplied by 10. V_i is the country's black-market exchange rate premium. The values for V_{min} and V_{max} were set at 0% and 50%, respectively. This formula will allocate a rating of 10 to countries without a black-market exchange rate; i.e., those with a domestic currency that is fully convertible without restrictions. When exchange rate controls are present and a black market exists, the ratings will decline toward zero as the black market premium increases toward 50%. A zero rating is given when the black market premium is equal to, or greater than, 50%.

Source *MRI Bankers' Guide to Foreign Currency*.

D Controls of the movement of capital and people

i Foreign ownership/investment restrictions

This sub-component is based on the following two *Global Competitiveness Report* questions: "How prevalent is foreign ownership of companies in your country? 1 = Very rare , 7 = Highly prevalent"; and "How restrictive are regulations in your country relating to international capital flows? 1 = Highly restrictive, 7 = Not restrictive at all".

Source World Economic Forum, *Global Competitiveness Report*.

ii Capital controls

The International Monetary Fund reports on up to 13 types of international capital controls. The zero-to-10 rating is the percentage of capital controls not levied as a share of the total number of capital controls listed multiplied by 10.

Source International Monetary Fund, *Annual Report on Exchange Arrangements and Exchange Restrictions*.

iii Freedom of foreigners to visit

This component measures the percentage of countries for which this country requires a visa from foreign visitors. It reflects the freedom of foreigners to travel to this country for tourist and short-term business purposes. The formula used to calculate the zero-to-10 ratings was: $(V_i - V_{min}) / (V_{max} - V_{min})$ multiplied by 10.

V_i represents the component value. The values for V_{max} and V_{min} were set at 47.2 (1 standard deviation above average) and 0. Countries with values outside of the V_{max} and V_{min} range received ratings of either zero or 10 accordingly.

Note This sub-component was not updated for the *2014 Annual Report*.
Source Robert Lawson and Jayme Lemke, Travel Visas, *Public Choice* 154, 1–2 (2012): 17–36.

Area 5 Regulation

A Credit market regulations

i Ownership of banks

Data on the percentage of bank deposits held in privately owned banks were used to construct rating intervals. Countries with larger shares of privately held deposits received higher ratings. When privately held deposits totaled between 95% and 100%, countries were given a rating of 10. When private deposits constituted between 75% and 95% of the total, a rating of 8 was assigned. When private deposits were between 40% and 75% of the total, the rating was 5. When private deposits totaled between 10% and 40%, countries received a rating of 2. A zero rating was assigned when private deposits were 10% or less of the total.

Note This sub-component was not updated for the *2014 Annual Report*.
Sources World Bank, *Bank Regulation and Supervision Survey*; James R. Barth, Gerard Caprio, and Ross Levine, *Rethinking Bank Regulation: Till Angels Govern* (2006).

ii Private sector credit

This sub-component measures the extent of government borrowing relative to private-sector borrowing. Greater government borrowing indicates more central planning and results in lower ratings. If available, this sub-component is calculated as the government fiscal deficit as a share of gross saving. Since the deficit is expressed as a negative value, higher numerical values result in higher ratings. The formula used to derive the country ratings for this sub-component was $(-V_{max} - V_i) / (V_{max} + V_{min})$ multiplied by 10. V_i is the deficit to gross investment ratio, and the values for V_{max} and V_{min} are set at 0 and −100.0% respectively. The formula allocates higher ratings as the deficit gets smaller (i.e., closer to zero) relative to gross saving.

If the deficit data are not available, the component is instead based on the share of private credit to total credit extended in the banking sector. Higher values are indicative of greater economic freedom. Thus, the formula used to derive the country ratings for this sub-component was $(V_i - V_{min}) / (V_{max} - V_{min})$ multiplied by 10. V_i is the share of the country's total domestic credit allocated to the private sector and the values for V_{max} and V_{min} are set at 99.9% and 10.0%, respectively. The 1990 data were used to derive the maximum and minimum values for this component. The formula allocates higher ratings as the share of credit extended to the private sector increases.

Sources World Bank, *World Development Indicators*; World Economic Forum, *Global Competitiveness Report*; International Monetary Fund, *International Financial Statistics*.

iii Interest rate controls/negative real interest rates

Data on credit-market controls and regulations were used to construct rating intervals. Countries with interest rates determined by the market, stable monetary policy, and reasonable real deposit and lending rates spreads received higher ratings. When interest rates were determined primarily by market forces as evidenced by reasonable deposit and lending rate spreads, and when real interest rates were positive, countries were given a rating of 10. When interest rates were primarily market-determined but the real rates were sometimes slightly negative (less than 5%) or the differential between the deposit and lending rates was large (8% or more), countries received a rating of 8. When the real deposit or lending rate was persistently negative by a single-digit amount or the differential between them was regulated by the government, countries were rated at 6. When the deposit and lending rates were fixed by the government and the real rates were often negative by single-digit amounts, countries were assigned a rating of 4. When the real deposit or lending rate was persistently negative by a double-digit amount, countries received a rating of 2. A zero rating was assigned when the deposit and lending rates were fixed by the government and real rates were persistently negative by double-digit amounts or hyperinflation had virtually eliminated the credit market.

Source World Bank, *World Development Indicators*; International Monetary Fund, *International Financial Statistics*.

B Labor market regulations

i Hiring regulations and minimum wage

This sub-component is based on the World Bank's *Doing Business* "Difficulty of Hiring Index", which is described as follows: "The difficulty of hiring index measures (i) whether fixed-term contracts are prohibited for permanent tasks; (ii) the maximum cumulative duration of fixed term contracts; and (iii) the ratio of the minimum wage for a trainee or first-time employee to the average value added per worker. An economy is assigned a score of 1 if fixed-term contracts are prohibited for permanent tasks and a score of 0 if they can be used for any task. A score of 1 is assigned if the maximum cumulative duration of fixed-term contracts is less than 3 years; 0.5 if it is 3 years or more but less than 5 years; and 0 if fixed-term contracts can last 5 years or more. Finally, a score of 1 is assigned if the ratio of the minimum wage to the average value added per worker is 0.75 or more; 0.67 for a ratio of 0.50 or more but less than 0.75; 0.33 for a ratio of 0.25 or more but less than 0.50; and 0 for a ratio of less than 0.25." Countries with higher difficulty of hiring are given lower ratings.

Source World Bank, *Doing Business*.

ii Hiring and firing regulations

This sub-component is based on the *Global Competitiveness Report* question: "The hiring and firing of workers is impeded by regulations (=1) or flexibly determined by employers (=7)." The question's wording has varied slightly over the years.

Source World Economic Forum, *Global Competitiveness Report*.

iii Centralized collective bargaining

This sub-component is based on the *Global Competitiveness Report* question: "Wages in your country are set by a centralized bargaining process (= 1) or up to each individual company (= 7)" The question's wording has varied slightly over the years.

Source World Economic Forum, *Global Competitiveness Report*.

iv Hours regulations

This sub-component is based on the World Bank's *Doing Business* "Rigidity of Hours Index", which is described as follows: "The rigidity of hours index has 5 components: (i) whether there are restrictions on night work; (ii) whether there are restrictions on weekly holiday work;(iii) whether the workweek can consist of 5.5 days; (iv) whether the workweek can extend to 50 hours or more (including overtime) for 2 months a year to respond to a seasonal increase in production; and (v) whether paid annual vacation is 21 working days or fewer. For questions (i) and (ii), when restrictions other than premiums apply, a score of 1 is given. If the only restriction is a premium for night work and weekly holiday work, a score of 0, 0.33, 0.66 or 1 is given according to the quartile in which the economy's premium falls. If there are no restrictions, the economy receives a score of 0. For questions (iii), (iv) and (v), when the answer is no, a score of 1 is assigned; otherwise a score of 0 is assigned." Countries with less rigid work rules receive better scores in this component.

Source World Bank, *Doing Business*.

Note This component was previously denoted "Mandated cost of hiring a worker" and was based on the World Bank's *Doing Business* data on the cost of all social security and payroll taxes and the cost of other mandated benefits including those for retirement, sickness, health care, maternity leave, family allowance, and paid vacations and holidays associated with hiring an employee. Because of pressure from the International Labour Organization this measure was dropped from the *Doing Business* project. In recent years, the entire labor market area has been dropped from the *Doing Business* project; however, they continue to present the data in a separate section. In order to maintain as much consistency over time as possible, we have revised the dataset back to 2002 with these data replacing the previous values.

v Mandated cost of worker dismissal

This sub-component is based on the World Bank's *Doing Business* data on the cost of the advance notice requirements, severance payments, and penalties due when dismissing a redundant worker with ten years tenure. The formula used to calculate the zero-to-10 ratings was: $(V_{max} - V_i) / (V_{max} - V_{min})$ multiplied by 10. V_i represents the dismissal cost (measured in weeks of wages). The values for V_{max} and V_{min} were set at 58 weeks (1.5 standard deviations above average in 2005) and 0 weeks, respectively. Countries with values outside of the V_{max} and V_{min} range received ratings of either zero or 10 accordingly.

Source World Bank, *Doing Business*.

vi Conscription

Data on the use and duration of military conscription were used to construct rating intervals. Countries with longer conscription periods received lower ratings. A rating of 10 was assigned to countries without military conscription. When length of conscription was six months or less, countries were given a rating of 5. When length of conscription was more than six months but not more than 12 months, countries were rated at 3. When length of conscription was more than 12 months but not more than 18 months, countries were assigned a rating of 1. When conscription periods exceeded 18 months, countries were rated zero. If conscription was present, but apparently not strictly enforced or the length of service could not be determined, the country was given a rating of 3. In cases where it is clear conscription is never used, even though it may be possible, a rating of 10 is given. If a country's mandated national service includes clear non-military options, the country was given a rating of 5.

Source International Institute for Strategic Studies, *The Military Balance*; War Resisters International, *World Survey of Conscription and Conscientious Objection to Military Service*; additional online sources used as necessary.

C Business regulations

i Administrative requirements

This sub-component is based on the *Global Competitiveness Report* question: "Complying with administrative requirements (permits, regulations, reporting) issued by the government in your country is (1 = burdensome, 7 = not burdensome)."

Source World Economic Forum, *Global Competitiveness Report*.

ii Bureaucracy costs

This sub-component is based on the *Global Competitiveness Report* question: "Standards on product/service quality, energy and other regulations (outside environmental regulations) in your country are: (1 = Lax or non-existent, 7 = among the world's most stringent)".

Source World Economic Forum, *Global Competitiveness Report*.

iii Starting a business

This sub-component is based on the World Bank's *Doing Business* data on the amount of time and money it takes to start a new limited liability business. Countries where it takes longer or is more costly to start a new business are given lower ratings. Zero-to-10 ratings were constructed for three different variables: (1) time (measured in days) necessary to comply with regulations when starting a limited liability company, (2) money costs of the fees paid to regulatory authorities (measured as a share of per-capita income) and (3) minimum capital requirements, i.e., funds that must be deposited into a company bank account (measured as a share of per-capita income). These three ratings were then averaged to arrive at the final rating for this sub-component. The formula used to calculate the zero-to-10 ratings was: $(V_{max} - V_i) / (V_{max} - V_{min})$ multiplied by 10. V_i represents the variable value. The values

for V_{max} and V_{min} were set at 104 days, 317%, and 1017% (1.5 standard deviations above average in 2005) and 0 days, 0%, and 0%, respectively. Countries with values outside of the V_{max} and V_{min} range received ratings of either zero or 10 accordingly.

Source World Bank, *Doing Business*.

iv Extra payments/bribes/favoritism

This sub-component is based on the *Global Competitiveness Report* questions: "In your industry, how commonly would you estimate that firms make undocumented extra payments or bribes connected with the following: A – Import and export permits; B – Connection to public utilities (e.g., telephone or electricity); C – Annual tax payments; D – Awarding of public contracts (investment projects); E – Getting favourable judicial decisions. Common (= 1) Never occur (= 7)"; "Do illegal payments aimed at influencing government policies, laws or regulations have an impact on companies in your country? 1 = Yes, significant negative impact, 7 = No, no impact at all"; and "To what extent do government officials in your country show favouritism to well-connected firms and individuals when deciding upon policies and contracts? 1 = Always show favouritism, 7 = Never show favouritism."

Source World Economic Forum, *Global Competitiveness Report*.

v Licensing restrictions

This sub-component is based on the World Bank's *Doing Business* data on the time in days and monetary costs required to obtain a license to construct a standard warehouse. Zero-to-10 ratings were constructed for (1) the time cost (measured in number of calendar days required to obtain a license) and (2) the monetary cost of obtaining the license (measured as a share of per-capita income). These two ratings were then averaged to arrive at the final rating for this sub-component. The formula used to calculate the zero-to-10 ratings was: $(V_{max} - V_i) / (V_{max} - V_{min})$ multiplied by 10. V_i represents the time or money cost value. The values for V_{max} and V_{min} were set at 363 days and 2763% (1.5 standard deviations above average in 2005) and 56 days (1.5 standard deviations below average in 2005) and 0%, respectively. Countries with values outside of the V_{max} and V_{min} range received ratings of either zero or 10 accordingly.

Source World Bank, *Doing Business*.

vi Cost of tax compliance

This sub-component is based on the World Bank's *Doing Business* data on the time required per year for a business to prepare, file, and pay taxes on corporate income, value added or sales taxes, and taxes on labor. The formula used to calculate the zero-to-10 ratings was: $(V_{max} - V_i) / (V_{max} - V_{min})$ multiplied by 10. V_i represents the time cost (measured in hours) of tax compliance. The values for V_{max} and V_{min} were set at 892 hours (1.5 standard deviations above average in 2005) and 0 hours, respectively. Countries with values outside of the V_{max} and V_{min} range received ratings of either zero or 10 accordingly.

Source World Bank, *Doing Business*.

About the Authors

James D. Gwartney

James Gwartney holds the Gus A. Stavros Eminent Scholar Chair at Florida State University, where he directs the Stavros Center for the Advancement of Free Enterprise and Economic Education. He is the coauthor of *Economics: Private and Public Choice* (Cengage/South-Western Press, 2015), a widely used text on the principles of economics that is now in its15th edition. He is also coauthor of an economics primer, *Common Sense Economics: What Everyone Should Know about Wealth and Prosperity* (St. Martin's Press, 2010). His publications have appeared in both professional journals and popular media such as the *Wall Street Journal* and the *New York Times*. He served as Chief Economist of the Joint Economic Committee of the US Congress from 1999 to 2000. In 2004, he was the recipient of the Adam Smith Award of the Association of Private Enterprise Education for his contribution to the advancement of free-market ideals. He is a past President of the Southern Economic Association and the Association for Private Enterprise Education. His Ph.D. in economics is from the University of Washington.

Robert A. Lawson

Robert Lawson holds the Jerome M. Fullinwider Endowed Centennial Chair in Economic Freedom in the O'Neil Center for Global Markets and Freedom in the Cox School of Business at Southern Methodist University. A Senior Fellow at the Fraser Institute, he has numerous professional publications in journals such as *Public Choice*, *Journal of Economic Behavior and Organization*, *Cato Journal*, *Kyklos*, *Journal of Labor Research*, *Journal of Institutional and Theoretical Economics*, and *European Journal of Political Economy*. Mr. Lawson has served as president of the Association of Private Enterprise Education and is a member of the Mont Pelerin Society. He earned his B.S. in economics from the Honors Tutorial College at Ohio University and his M.S. and Ph.D. in economics from Florida State University.

Joshua C. Hall

Joshua Hall is an associate professor of economics and co-director of the Center for Free Enterprise in the College of Business and Economics at West Virginia University. He earned his bachelor and master degrees in economics from Ohio University and his Ph.D. from West Virginia University in 2007. Prior to returning to his alma mater, he was the Elbert H. Neese, Jr. Professor of Economics at Beloit College. He is currently serving as the President of the Association of Private Enterprise Education. He is author of over 50 articles in journals such as *Contemporary Economic Policy*, *Journal of Economic Behavior and Organization*, *Journal of Labor Research*, *Southern Economic Journal*, *Public Finance Review*, and *Journal of Public Administration Research and Theory*.

About the Contributors

Fred McMahon

Fred McMahon is a Fraser Institute Resident Fellow and holder of the Dr. Michael A. Walker Research Chair in Economic Freedom. He manages the *Economic Freedom of the World* Project and coordinates the Economic Freedom Network, an international alliance of 86 independent think tanks around the world. His research focuses on global issues such as development, trade, governance, and economic structure. Fred is the author of numerous research articles and several books including, *Looking the Gift Horse in the Mouth: The Impact of Federal Transfers on Atlantic Canada,* which won the Sir Antony Fisher International Memorial Award for advancing public policy debate, *Road to Growth: How Lagging Economies Become Prosperous,* and *Retreat from Growth: Atlantic Canada and the Negative Sum Economy*. He has written for numerous publications including the *European Journal of Political Economy, SAIS Journal* (School of Advanced International Studies, Johns Hopkins University), *Wall Street Journal, Policy Options, National Post, Time* (Canada), *Globe and Mail, Ottawa Citizen,* and most other major Canadian newspapers. Research publications he has recently authored or co-authored include: *Economic Freedom of North America, Quebec Prosperity: Taking the Next Step, The Unseen Wall: The Fraser Institute's Annual Trade Survey,* and *Economic Freedom of the Arab World*. He has a M.A. in Economics from McGill University, Montreal.

Ryan Murphy

Ryan Murphy is a research associate at the O'Neil Center for Global Markets and Freedom at SMU Cox School of Business. He is also an adjunct economist with the Beacon Hill Institute. He received his B.A. in Economics from Boston College and M.S. and Ph.D. in Economics from Suffolk University. His research has appeared publications such as *American Journal of Agricultural Economics, The Independent Review, Journal of Private Enterprise, Regulation,* and *Human Events*.

Indira de Soysa

Indra de Soysa is professor of political science at the Norwegian University of Science and Technology, Trondheim, Norway. He holds a Ph.D. in Political Science from the University of Alabama in the United States. He has worked previously at the International Peace Research Institute in Oslo (PRIO) and the University of Bonn in Germany. His research interests are primarily in the field of political economy and he has published widely in top international journals, such as *International Organization, Journal of Conflict Resolution, Journal of Peace Research, World Development,* and *Social Science and Medicine,* to name a few. Prof. de Soysa is a member of the Royal Norwegian Academy of Science and Letters and serves on several editorial boards of top international journals.

Krishna Chaitanya Vadlamannati
Krishna Chaitanya Vadlamannati is a Research Fellow (Assistant Professor) at the Department of Political Science, Norwegian University of Science and Technology. He has a Ph.D. in Economics from Heidelberg University in Germany. His main research interests are international political economy, development politics, and the political economy of development in India. His works have appeared in prominent economics and political science journals such as *Journal of Development Economics*, *World Development*, and *Journal of Peace Research*. He is also member of editorial board of *Journal of Peace Research*.

Acknowledgments

As always, we are grateful for the intellectual and financial assistance of the Fraser Institute. Without the assistance and guidance of both Michael Walker, former Executive Director of the Fraser Institute, and the late Milton Friedman, this project would never have gotten off the ground.

The members of the Economic Freedom Network again provided valuable support for this report. Our thanks also go to Kathy Makinen of Florida State University and Ryan Murphy of Southern Methodist University who provided us with research assistance. We are grateful for the hard work of many at the Fraser Institute who help with the project including, especially, Fred McMahon. Also thanks to Ian Vasquez at the Cato Institute for his continued support.

Our thanks go also to the Charles Koch Foundation and Searle Freedom Trust for their support.

James Gwartney, Robert Lawson & Joshua Hall

The Economic Freedom Network

Co-publishers of *Economic Freedom of the World*

Afghanistan **Afghanistan Economic and Legal Studies Organization**

The Afghanistan Economic and Legal Studies Organization (AELSO) is a non-governmental think tank that aims to introduce and promote a free-market economy, the rule of law, and good governance to the people of Afghanistan.

e-mail: info@aelso.org • website: www.aelso.org

Albania **Albanian Center for Economic Research**

The Albanian Centre for Economic Research (ACER) is the Albania's first independent non-profit, non-governmental organization aiming at high-quality policy-oriented research in economics with specific emphasis on subjects concerning the Albanian economy. The ACER's philosophy is to build bridges between scholars, policy-makers, and public opinion and foster the dialogue in the interest of an accelerated reforming process, economic development, and prosperity. The research activities at the ACER are divided into five areas: (1) Public Sector, (2) Household Sector, (3) Corporate Sector, (4) Macroeconomic Analysis and Forecasting Sector (5) Other Research Projects. Among the objectives of the ACER is to study subjects of wider economic interest and publish articles in its quarterly academic journal entitled *Albanian Socio-Economic Review*.

e-mail: acer@abcom.al • website: www.acer.org.al

Argentina **Fundación Libertad**

Fundación Libertad is a private, non-profit institution working towards two main goals: the research and distribution of public-policy issues (specifically in socio-economic and business areas) and the promotion of the concept of a free-market society. Founded in Rosario, Argentina, in 1988 by a group of businessmen, professionals, and intellectuals, the Foundation has developed its activities with the support of more than 200 private companies. Its projects include courses, lectures, seminars, research, studies, and publications as well as a strong permanent presence in the media, through columns, and television and radio programs produced by the Foundation. These projects have focused on economic policies, education, regulations, and public spending. Outstanding guest speakers have delivered lectures and conferences for the Fundación Libertad; these include Peruvian writer Mario Vargas Llosa, Nobel prize-winning economists such as Gary Becker, Douglass North, Robert Lucas, and James Buchanan, historian Paul Johnson, Nobel Peace Prize Laureate Lech Walessa, and other intellectuals like Jean François Revel. Fundación Libertad has also led the creation of REFUNDAR, a network of Argentine foundations made up of ten organizations located in the country's major cities. This network has helped us spread our ideas all over the country and is affiliated with similar international organizations.

e-mail: fundacion@libertad.org.ar • website: www.libertad.org.ar

Armenia **Centre of Political, Legal and Economic Researches and Forecasting**

The Centre of Political, Legal and Economic Researches and Forecasting (PLERF)is a non-governmental organization created in 2002. Its mission is to assist the development of an effective socio-economic policy; to establish an economy based on the free market; and to contribute to the development of democracy in the Republic of Armenia. PLERF organizes seminars and conferences related to its goals and carries out research, independent estimations of social and economic reforms, government policy in certain spheres, and assessment of transition process and surveys among experts and policy makers.

e-mail: khachatryanvahagn@yahoo.com

Australia **Institute of Public Affairs**

Established in 1943, the Institute of Public Affairs (IPA) is Australia's oldest and largest private-sector think-tank. Its aim is to foster prosperity and full employment, the rule of law, democratic freedoms, security from crime and invasion, and high standards in education and family life for the Australian people. To identify and promote the best means of securing these values, the IPA undertakes research, organizes seminars, and publishes widely.

e-mail: ipa@ipa.org.au • website: ipa.org.au

Austria **TIGRA®**

TIGRA® is the premier Austrian think-tank on governance research. Headquartered in Salzburg, it was founded to study and advance effective and efficient economic policies. TIGRA® organizes workshops and publishes papers and reports. Their mission is "From analysis to action." TIGRA® is a network of experts who provide effective market solutions to policy-makers. Special emphasis is put on knowledge management, monitoring the scope and quality of regulations ("cutting red tape"), and setting benchmarks.

e-mail: bendl@erwin.tc

Azerbaijan **Center for Economic and Political Research**

The Center for Economic and Political Research, Azerbaijan, is a non-profit, non-governmental, research institute founded in 1994. Its mission is to facilitate the country's democratization and economic liberalization and to increase the role of civil society. The main objectives of the Center's activities are analyzing the economic situation and progress of market reforms, political processes, foreign political relations, and regional economic and political tendencies. The Center also conducts sociological surveys and holds conferences, round-tables, and seminars on different aspects of economic and political reforms in the country.

e-mail: info@cesd.az • website: www.cesd.az

Bahamas **The Nassau Institute**

The Nassau Institute is an independent, non-political, non-profit institute that promotes economic growth, employment, and entrepreneurial activity. It believes that this can best be achieved with a free-market economy and a decent society—one that embraces the rule of law, the right of private property, the free exchange of property and services, and the individual virtues of self-control, commitment, and good will.

e-mail: joan@nassauinstitute.org • website: www.nassauinstitute.org

Bangladesh **Making Our Economy Right**

Making Our Economy Right (MOER) began in 1991. It is still the country's lone free-market body but never developed as a proper institute for lack of funds. The Bangladesh government's complex rules and regulations that supervise charities and NGOs are in practice mind-boggling government interference that keeps us miles away from any fund-raising agenda. Under the MOER banner, however, we continue to support free-market capitalism against all odds. In the Bangladesh socio-political and economic context, individual freedom and free markets increasingly seem the only way to peace and prosperity of the people. Keynes and Marx have lost ground here. In this scenario, the advent of *Facebook* has been a strong support and has made the global libertarian academia, commentators, and activists accessible to MOER. The online communication with free-market individuals, groups, or political parties as well as with those who are not libertarian in thought appears far more effective and result-oriented than years of newspaper op-eds and seminars.

e-mail: nizam.ahmad@gmail.com

Belarus **Scientific Research Mises Center**

Scientific Research Mises Center was founded in 2001. Its mission is to advance ideas and ideals of a free-market democratic society based on individual choice and personal responsibility and to create an open community of people who share those ideas. The Center promotes the original ideas of limited government, individual liberty, and private property through publications and discussion forums and conferences. The goal of the Center is to demonstrate the power of private institutions, both for-profit and non-profit, to create a good society, and to foster the understanding that free choice of a fully informed individual is the foundation for a just, prosperous, and open society.

e-mail: balance287@gmail.com • website: liberty-belarus.info

Belgium **The Ludwig von Mises Institute-Europe**

The Ludwig von Mises Institute-Europe was established on October 12, 2002 as a non-partisan think-tank fostering an open and free society. We aim to: promote a free and open economy with a particular focus on the economic ideas of the Austrian School; bridge the gap between "Brussels" and the European citizens and between Eurocrats and Eurosceptics; act as an interface between top academics, senior business leaders, respected media commentators, and leading politicians across the EU and Brussels; connect liberal-minded individuals and organizations at national and international levels; and teach young professionals and students to learn about the workings of the European institutions and Liberal ideas.

e-mail: Assistant@vonmisesinstitute-europe.org • website: www.vonmisesinstitute-europe.org

Bolivia **Política Publicas para la Libertad**

The mission of Política Publicas para la Libertad (POPULI) is to generate and promote public policies, in accordance with the country's social and economic realities, within the field of private enterprise, under the principle of state subsidiarity, preserving property rights and human rights, and strengthening the concept of liberty. Its vision is to generate and promote a benchmark of public policies while maintaining institutional independence and a strong commitment to the values of a free society.

e-mail: populi@populi-bo.org • website: www.populi.org.bo

Bosnia and Herzegovina **Center for Advancement of Free Enterprise**

The Center for Advancement of Free Enterprise (CAFE), through its activities, is raising awareness of free-market ideas, entrepreneurship, freedom and personal responsibility in Bosnia and Herzegovina. We offer Bosnian youth information on how to build their capacity and create a prosperous future. For the business sector, we promote policies and a mentality that encourages the creation of a market-friendly environment by reducing taxes, duties, regulations, and so on. CAFE is working to be a strong and honest partner to the entrepreneurial and business sector by working for open and free market to contribute jointly to a brighter future in Bosnia and Herzegovina.

e-mail: info@cpa-bih.org • website: www.cpa-bih.org

Brazil **Instituto Liberal do Rio de Janeiro**

Instituto Liberal was founded to persuade Brazilians of the advantages of a liberal order. It is a non-profit institution supported by donations and the sponsorship of private individuals and corporations. Its by-laws provide for a Board of Trustees and forbid any political or sectarian affiliations. The institute publishes books, organizes seminars, and elaborates policy papers on subjects related to public policy.

e-mail: ilrj@gbl.com.br • website: www.institutoliberal.org.br

Bulgaria **Institute for Market Economics**

Established in 1993, the Institute for Market Economics (IME) is the first independent economic think-tank in Bulgaria. It is a private, registered, non-profit corporation that receives international support and is widely respected for its expertise. IME designs and promotes solutions to the problems that Bulgaria is facing in its transition to a market economy, provides independent assessment and analysis of the government's economic policies, and supports an exchange of views on market economics and relevant policy issues.

e-mail: mail@ime.bg • website: www.ime.bg

Burkina Faso **Le Centre des Affaires Humaines**

Le Centre des Affaires Humaines (CEDAH) is a free-market educational and research public-policy think-tank founded in December 2007 in Burkina Faso. The CEDAH is an independent, non-profit organization with no affiliations to any political party. It is financed entirely from contributions from individuals, organizations, and foundations. In order to protect its research independence, it does not accept grants from the government of Burkina Faso or political parties. The mission of CEDAH is to propose original and innovative solutions for the crafting of efficient public policies, using successful reforms applied elsewhere as models. The CEDAH studies how markets function with the aim of identifying the mechanisms and institutions that foster the prosperity and long-term welfare of all the individuals that make up our society.

e-mail: info@cedah.org • website: www.cedah.org

Cambodia **The Cambodia Institute of Development Study**

The Cambodia Institute of Development Study (CIDS) is a non-profit, independent, local research institute founded in December 2004. The Institute's mission is to provide high-quality research on the local and provincial levels in the specialized areas of economics, natural resources and environment, agriculture and rural development, and public finance and governance, within the context of world integration.

Its objectives are to generate and disseminate research on the national and provincial economies, and to enhance the capacity and promote the professional development of local resources by providing training and practical research opportunities.

e-mail: info@cids.cambodia.org • website: www.cids-cambodia.org

Canada **Fraser Institute**

The vision of the Fraser Institute is a free and prosperous world where individuals benefit from greater choice, competitive markets, and personal responsibility. Our mission is to measure, study, and communicate the impact of competitive markets and government interventions on the welfare of individuals. Founded in 1974, we are an independent research and educational organization with locations throughout North America and international partners in over 85 countries. Our work is financed by tax-deductible contributions from thousands of individuals, organizations, and foundations. In order to protect its independence, the Institute does not accept grants from government or contracts for research.

e-mail: info@fraserinstitute.org • website: www.fraserinstitute.org • twitter: @fraserinstitute

Chile **Instituto Libertad y Desarrollo**

The Instituto Libertad y Desarrollo is a private think-tank wholly independent of any religious, political, financial, or governmental groups. It is committed to the free market and to political and economic freedom. It publishes studies and analyses of public-policy issues.

e-mail: lyd@lyd.org • website: www.lyd.com

China **Center for China & Globalization**

The Center for China & Globalization (CCG) is a non-profit and independent think-tank. It has a pool of first-class scholars, business leaders, and experts in government addressing issues on the challenges and opportunities of positioning China in the process of globalization. CCG conducts timely strategic analysis and feasibility studies of policy-making options for China's economic development and social progress. The top-level experts, Chinese and foreign alike, help assess the regional and global implications of China's rise in the context of international political and economic reconfiguration. CCG aims to become the leading international think-tank for China's society and business community and seeks to remain independent, objective, and constructive in all its research activities.

e-mail: ccg@ccg.org.cn • website: en.ccg.org.cn

Colombia **Instituto de Ciencia Politica**

Since 1987, the Instituto de Ciencia Política (ICP) has established itself as a center of democratic thought and as an association of free men and women united by a common affection for an intellectual identity with the principles, values, and feelings that constitute democracy as a political, economic, social, and cultural system, and united also by their desire to act constantly and efficiently towards overcoming the lack of stability and mistakes of our political sector, in order to achieve economic, political, social, and environmental development. ICP, as an influential think-tank in the nation, has been able, through its studies, recommendations, and debates, to mediate decisively in the new directions and measures taken on different occasions by public authorities, as well as in the formation of new national political thought favorable to the market economy, economic openness, necessary privatizations, and

the modernization of the State. The institution is not, nor aspires to be, a new political party or movement, and it is independent of parties, religions, and governments. Its mission is to establish as fundamental principles the free-market economy, competition, and individual initiative, as well as the reduction of State intervention and control to the minimum indispensable.

e-mail: info@icpcolombia.org • website: www.icpcolombia.org

Costa Rica **Instituto para la Libertad y el Análisis de Políticas**

The Instituto para la Libertad y el Análisis de Políticas (INLAP—the Institute for Liberty and Public Policy Analysis) is a non-profit, non-partisan organization created to defend and promote individual liberty through analysis of public policy and educational activities. Its specific objectives are to increase awareness of the moral foundations of liberty and to promote liberty as an individual right necessary to achieve the highest levels of economic and human development; and to foster changes in social organization and public policies by influencing the thinking of policy makers, community leaders, and citizens. INLAP produces timely analyses of proposed laws, decrees, and regulations, and its recommendations provide guidance for elected officials who seek to achieve greater individual liberty and creativity and a more productive economy. It also conducts detailed studies of well-meant public policies that may ultimately have unintended adverse effects. The Institute's studies and recommendations are published in books, journals, and newspapers, appear as position papers and bulletins, and are also available via our website.

e-mail: riggo@inlap.org

Côte d'Ivoire **Audace Institut Afrique**

Audace Institut Afrique (AIA) is an independant non-profit think tank that strongly believes that liberty remedies poverty. Through its publications, workshops, conferences, and research works, AIA stimulates the political arena by making proposals for reforms based on free-market policies and economic growth, ownership of private property, the rule of law, and individual freedom. AIA also endeavors to strenghten the civil society by holding debates where views are put forth and conducting major training programs for students.

e-mail: institut@audace-afrique.org • website: www.audace-afrique.com

Croatia **The Institute of Economics**

The Institute of Economics, Zagreb, established in 1939, is a major scientific and research institution for the study of economic processes and the application of contemporary theories in economics. The Institute's objective is the economic and social advance of Croatia. Research encompasses both macroeconomics and micro-economics, policy issues (including specialized areas such as business economics), current economic trends, methods of economic analysis, development of human resources, spatial and regional economics, international economics and technological development, and investment project planning. Researchers from inside and outside the Institute work together on research projects. The Institute employs 40 full-time researchers, the majority of whom have completed specialized training courses in foreign countries. Results of the Institute's research activities are published in books, reports, and studies as well as in scientific journals. The Institute maintains close contact with international organizations, professional associations, institutes, and universities.

Email: eizagreb@eizg.hr • website: www.eizg.hr

Czech Republic **Liberální Institut**

Liberální Institut is an independent, non-profit organization for the development and application of classical liberal ideas: individual rights, private property, rule of law, self-regulating markets, and delineated government functions. It is financed by its various activities and by donations from individuals and private corporations.

E-mail: ales.rod@eceta.cz • website: www.libinst.cz

Denmark **Center for Politiske Studier**

The Center for Politiske Studier (CEPOS—Center for Political Studies) was founded in 2004 as an independent, non-profit think tank based in Copenhagen. It seeks to promote a free and prosperous society by conducting research that will foster the policies, institutions, and culture that will best support a market economy, rule of law, and a civil society consisting of free and responsible individuals. It does so by producing academic studies and policy analyses aimed partly at general political debates and partly at the political process in areas such as welfare, taxation, regulation, education, entrepreneurship, health care, the environment, and the organization of the public sector.

e-mail: info@cepos.dk • website: www.cepos.dk

Dominican Republic **Centro Regional de Estrategias Economicas Sostenibles**

Centro Regional de Estrategias Economicas Sostenibles (CREES) is an independent think-tank that promotes free and prosperous societies in Central America and the Caribbean, founded on economic freedom and individual responsibility. Its mission is to expand the frontier of economic knowledge and propose public policies in support of free markets. CREES has also developed education programs targeted to different audiences to promote economic freedom and disseminate the ideas of liberty in the region. CREES is based in the Dominican Republic, where it has the most impact in terms of public policy and economic education.

e-mail: eselman@crees.org.do • website: www.crees.org.do

Ecuador **Instituto Ecuatoriano de Economía Política**

The Instituto Ecuatoriano de Economia Politica (IEEP) is a private, independent, non-profit institution that defends and promotes the classical liberal ideals of individual liberty, free markets, limited government, property rights, and the rule of law. The IEEP achieves its mission through publications, seminars, and workshops that debate socioeconomic and political issues. The IEEP's funding comes from voluntary donations, membership subscriptions, and income from sales of its publications.

e-mail: info@ieep.org.ec • website: www.ieep.org.ec

Ethopia **Teachings of Entrepreneurship on Antipoverty Movement**

Teachings of Entrepreneurship on Antipoverty Movement (TEAM) is a not-for-profit organization and think-tank dedicated to advancing entrepreneurship, promoting principles of economic prosperity, and propagating the foundations of a decent society as a basis for human interaction and as a means to end abject poverty in the country. We are committed to unleashing the entrepreneurial spirit of future generations. We believe that this is only possible through adherence to principled wealth building and respect for the morality of private initiatives, which foster greater economic choice, extended personal responsibilities, voluntarily engagement, and self-governed human efforts.

e-mail: kidusgmehalu@outlook.com • website: www.tmuv.wordpress.com • facebook: www.facebook.com/teaminitiatives

Finland **Libera Foundation**

Libera Foundation is a private, independent, non-political think tank that advances and supports the principles and values of individual liberty, free enterprise, free markets, and a free society. Libera is supported solely by contributions from private individuals, foundations, and businesses, and it accepts no taxpayer money. Libera works by disseminating information, arranging seminars and events, publishing relevant literature, supporting and facilitating academic knowledge creation and ideas, conducting research, and raising public awareness of the current issues related to its mission.

e-mail: info@libera.fi • website: www.libera.fi/en

France **Institut Economique Molinari**

The Molinari Economic Institute (MEI) is a research and educational think-tank. It aims to initiate and stimulate an economic approach to the analysis of public policy. It was named after Gustave de Molinari, a Franco-Belgian economist and journalist who worked all his life to promote this approach. The MEI has set as its mission to propose alternative and innovative solutions favorable to the prosperity of all individuals in society. The MEI is a non-profit organization funded by the voluntary contributions of its members: individuals, corporations, or other foundations. Affirming its intellectual independence, it accepts no government funding or support from political parties.

e-mail: cecile@institutmolinari.org • website: www.institutmolinari.org

Georgia **Society for Disseminating Economic Knowledge: New Economic School**

The Society was founded in 2001. Its goal is to disseminate and promote free-market ideas and to create a resource center promoting free-market economics for students, young scientists, teachers, and other interested parties. Through publications, conferences, seminars, lectures, panel workshops, summer and winter schools, scientific Olympiads, and competitions, the Society seeks to disseminate classical liberal ideas.

Email: office@nesgeorgia.org • website: www.nesgeorgia.org

Germany **Liberales Institut**

The Liberales Institut (Liberty Institute), based in Potsdam, is the think tank of the Friedrich-Naumann-Foundation for Freedom. It spreads free-market ideas through the publication of classical liberal literature, the analysis of current political trends, and the promotion of research. The Institute organizes conferences and workshops to stimulate an intellectual exchange among liberals around the world.

e-mail: libinst@freiheit.org • www.freiheit.org

Ghana **The Institute of Economic Affairs**

The Institute of Economic Affairs (IEA), Ghana, was founded in October 1989 as an independent, non-governmental institution dedicated to the establishment and strengthening of a market economy and a democratic, free, and open society. It considers improvements in the legal, social, and political institutions as necessary conditions for sustained economic growth and human development. The IEA supports research and promotes and publishes studies on important economic, socio-political, and legal issues in order to enhance understanding of public policy.

e-mail: iea@ieagh.org • website: www.ieagh.org

Guatemala **Centro de Investigaciones Económicas Nacionales**

The Centro de Investigaciones Económicas Nacionales (CIEN—the Center for Research on the National Economy) was established in Guatemala in 1982. It is a private, non-partisan, not-for-profit, public-policy institute, funded by the sale of its books and periodical publications, income from conferences and seminars, and the support it receives from its members and the public. The Center's program is devoted to the technical study of economic and social problems that impede the stable development of the nation. Its members, staff, research associates, and supporters share the principles of a social order of free and responsible individuals interacting through a market economy functioning within the rule of law.

e-mail: cien@cien.org.gt • website: www.cien.org.gt

Guinea **InafEcon—Institute of African Economics**

The Institute of African Economics aims to promote and stimulate economic research and training in Guinea and other African countries by organizing conferences, congresses, seminars, and courses; publishing technical and scientific studies; granting scholarships and prizes; and advising sound economic policy. By doing so, the Institute would like to help reverse the tendencies of afro-pessimism and the marginalization of the African continent in worldwide cultural, scientific, and commercial exchanges through the ownership by the African public (academics, political leaders, civil servants, corporate managers, and civil society) of the development challenges in a world integrated globally between the North, the South, the East, and, the West.

e-mail: inafecon@inafecon.org • website: www.inafecon.org/

Haiti **Institut de Recherche pour la Liberté Économique et la Prospérité**

L'Institut de Recherche pour la Liberté Économique et la Prospérité (IRLEP), Haiti, was founded in 2004. It is a non-partisan, non-profit, research and educational organization devoted to improving the quality of life in Haiti through economic growth and development. Through publications and conferences, IRLEP promotes the principles and concepts of individual rights, limited government, competition, free trade, and physical and intellectual property rights. IRLEP does not accept funding and subsidies from public institutions and political parties.

e-mail: irlephaiti@yahoo.com

Honduras **Fundación Eléutera**

The Fundación Eléutera is a new think-tank that began operations in 2013, focused on properly defending and promoting classical liberal ideas, both social and economic, within Honduras. This organization seeks to reverse the trend from overreaching and weak institutions to those that respond to the needs of Honduras' residents but, more importantly, that allow for individual growth and creativity, strengthen the social fabric through trust between individuals, and allow and promote successful entrepreneurship.

e-mail: gp@eleutera.org • website: www.eleutera.org

Hong Kong **Hong Kong Centre for Economic Research**

The Hong Kong Centre for Economic Research is an educational, charitable trust established in 1987 to promote the free market in Hong Kong by fostering public understanding of economic affairs and developing alternative policies for government. The Centre publishes authoritative research studies and is widely recognized

as the leading free-market think tank in Asia. It has been influential in persuading public opinion and the government in Hong Kong to liberalize telecommunications, open up air-cargo-handling franchises, privatize public housing, adopt a fully funded provident scheme instead of a pay-as-you-go pension scheme, remove the legally sanctioned fixing of deposit interest rates by banks, and adopt market mechanisms for protecting the environment.

e-mail: hkcer@econ.hku.hk • website: www.hku.hk/hkcer

Hungary **Szazadveg Foundation**

The Szazadveg Foundation is a non-profit organization performing political and economic research, and advisory and training activities. This think-tank is independent of the government or any political parties and has been operating as a foundation since its establishment in 1990. Szazadveg publishes the results of its research to the public at large and also provides professional services to economic institutions, political and civil organizations, political parties, and the government.

e-mail: varkonyi@szazadveg.hu • website: www.szazadveg.hu

Iceland **Centre for Social and Economic Research**

The Centre for Social and Economic Research (RSE) is an independent, non partisan, non-profit organization in Reykjavik, Iceland, founded in 2004. Its mission is to promote an understanding of private property and free-market ideas for a progressive, democratic society. RSE achieves its mission through programs of publication and conferences. Its work is assisted by a council of academic advisors of the highest standard from various academic fields. RSE is funded entirely by voluntary contributions from its supporters.

e-mail: Birgir@laekjargata.is • website: www.rse.is

India **Centre for Civil Society**

The Centre for Civil Society (CCS) is a public-policy think-tank advancing personal, social, economic, and political freedoms. The Centre seeks to promote choice, competition, and community-based policy reforms. Through research, advocacy, and outreach, they are reinvigorating civil society and right-sizing political society. CCS advocates effective public-policy reform through evidence-based research, stakeholder engagement, and outreach to current and future leaders through seminars, conferences, and public-policy courses. Their main focus areas are increasing access to affordable quality education through the School Choice Campaign and ensuring livelihood freedom for the enterprising poor through the Jeevika: Law, Liberty and Livelihood Campaign.

e-mail: ccs@ccs.in • website: www.ccsindia.org

Indonesia **The Institute for Development of Economics and Finance**

Indonesian Development of Economics and Finance (INDEF) is an NGO founded in Jakarta in 1996. It is a source of information in economics for policy makers, press, students, and business.

e-mail: indef95@yahoo.co.id • website: www.indef.or.id

Iraq **Iraqi Institute for Economic Reform**

The Iraqi Institute for Economic Reform (IIER) is registered in Iraq as a Civil Society, non-profit organisation, established in 2004. The Trustees are nationally and internationally renowned in their fields and have successfully delivered programs with

significant impact in assisting the Government of Iraq, such as the Federal Budget Analysis, World Bank *Doing Business* Survey, private-sector development training programs, weekly TV programs, monthly seminars, and many other achievements. IIER's mission and strategic objectives are to support Iraq's socio-economic transformation, promote the rule of law, and build sound institutions, by stimulating vigorous public debate among citizens and institutions that have a stake in Iraq's future and to influence government policy through research, evidence-based policy development, and dissemination of information. IIER is widely recognized as the leading independent think tank on Iraq's economy. The Institute has developed a responsive work program; and engages with many national and international organizations, such as USAID, USIP, World Bank, the Fraser Institute, Transparency International, UNDP, UNESCO, Revenue Watch Institute, CIPE, Friedrich Naumann Foundation, universities, and many others. We are regularly called upon to participate in, and contribute to, various economic debates on the future of Iraq. Our monthly seminars and workshops are often attended by international missions in Iraq.

e-mail: info@iier.org • website: www.iier.org

Ireland **Open Republic Institute**

The Open Republic Institute (ORI) is Ireland's only platform for public-policy discussion that is specifically interested in individual rights within the context of open-society and open-market ideas. The ORI works within a non-political framework to provide public-policy analysis and new policy ideas to government, public representatives, civil servants, academics, students, and citizens.

website: www.openrepublic.ie

Israel **Jerusalem Institute for Market Studies**

The Jerusalem Institute for Market Studies (JIMS) is an independent, non-profit economic policy think-tank whose mission is to promote social progress in Israel through economic freedom and individual liberty. JIMS was founded in 2003 by Robert Sauer and Corinne Parenti-Sauer and has become Israel's most influential free-market economic think-tank. JIMS regularly publishes economic policy papers and editorials on current issues, runs a number of innovative private educational projects, calculates Tax Freedom Day for Israel, and administers a unique public opinion survey called the Israel Panel Study of Opinion Dynamics (IPSOD).

e-mail: corinne.sauer@jims-israel.org • website: www.jims-israel.org

Italy **Centro Einaudi**

The Centro di Ricerca e Documentazione "Luigi Einaudi" is an independent non-profit research institute based in Turin. Its mission, inspired by Luigi Einaudi's work and his dictum "*conoscere per deliberare*" (knowledge must come before deliberation), is to conduct independent research, and, based on that research, to provide innovative recommendations in the fields of political economy, government and the markets, and public policies. The Centro Einaudi's research areas are liberal theory; global economy and finance; international relations; law, politics and culture; politics and comparative public policy; Italian policies and reform; and regional development. Since 1963, the Centro has been a beacon of liberalism and one of the most influential Italian think-tanks. Many of its members hold prominent positions in academia, government, business, and the media. The Centro trains young scholars and researchers, organizes seminars, conferences and lectures, and publishes monographs, books, and on-line newsletters,

including: the quarterly journal, *Biblioteca della libertà*; *Rapporto sull'economia globale e l'Italia* (Annual Report on the Global Economy and Italy); *Indagine sul risparmio e sulle scelte finanziarie degli italiani* (Annual Survey on Savings and Savers in Italy); *Rapporto "Giorgio Rota" su Torino, Roma, Napoli* ("Giorgio Rota" Report on Italian Cities); *Agenda Liberale*, *Lettera Economica*, and *The Italian Job* (on-line).

e-mail: segreteria@centroeinaudi.it • website: www.centroeinaudi.it

Jordan **Young Entrepreneurs Association**

The Young Entrepreneurs Association (YEA) is a non-profit organization that aims to help small and medium-sized Jordanian companies become investor- and market-ready, and develop their ideas to facilitate the growth of their businesses. The YEA aims to foster fellowship and the exchange of ideas between entrepreneurs; educate and train entrepreneurs; and be the voice for the entrepreneurial community as a whole. For entrepreneurial activities to succeed in Jordan, the YEA must act as an advocate for legislative change, thereby helping shape, through rules and regulation, a favorable business environment for startups and expanding businesses.

e-mail: director@yea.com.jo • website: www.yea.com.jo

Kazakhstan **Institute for Development and Economic Affairs**

The Institute for Development and Economic Affairs (IDEA) is a free-market think-tank established in 2011 and based in Almaty, Kazakhstan. It is dedicated to prosperity through free markets and entrepreneurship. We promote ideas of freedom through public-policy research, educational programs, and public participation for a free and prosperous Kazakhstan. To realize its mission, IDEA conducts research and generates alternative ideas on social, economic, and political agendas; lobbies for and monitors the implementation of basic social, political, and economic rights while promoting transparency, free markets and rule of law; and educates, trains, and empowers the public on ideas of free markets and entrepreneurship, and the role they can play in influencing policy decisions.

email: koktyshev@gmail.com • website: www.idea.org.kz • www.freemarket.kz

Korea, South **Center for Free Enterprise**

The Center for Free Enterprise (CFE) is a foundation committed to promoting free enterprise, limited government, freedom and individual responsibility, the rule of law, and restraint of violence. Funded by the members of the Federation of Korean Industries (FKI), the CFE was founded as a non-profit, independent foundation on April 1, 1997, at a time of economic crisis in Korean society. The CFE has concentrated on championing a free economy through books and reports on public policies, statistics, and analyses. In workshops and policy forums, the CFE has put forward alternatives to policies proposed as solutions for issues facing Korean society.

e-mail: csn@cfe.org • website: eng.cfe.org

Kosovo **Group for Legal and Political Studies**

The Group for Legal and Political Studies is a non-profit organization, based in Kosovo. The Group's main aim is to provide a qualitative and highly competitive research environment with the intention to offer a new perspective for the reform, democratization, and development of the governing system of Kosovo.

e-mail: office@legalpoliticalstudies.org • website: legalpoliticalstudies.org

Kyrgyz Republic **Central Asian Free Market Institute**

The Central Asian Free Market Institute (CAFMI) promotes the principles of free markets, rule of law, and minimal government through education, research, and reforms in the Kyrgyz Republic. CAFMI is among the TOP 30 Best Advocacy Think-Tanks in the World in the University of Pensilvania's *Global Go to Think-Tank* report.

e-mail: info@cafmi.kg • website: www.cafmi.kg

Lithuania **Lithuanian Free Market Institute**

The Lithuanian Free Market Institute (LFMI) is an independent, non-profit organization established in 1990 to advance the ideas of individual freedom and responsibility, free markets, and limited government. Since its inception, LFMI has been at the forefront of economic thought and reform in Lithuania. Not only has LFMI helped frame policy debates by conducting research and creating reform packages on key issues, it has also conducted extensive educational campaigns and played a key role "behind the scenes" in helping to craft and refine legislative proposals. LFMI promoted the idea of a currency board and provided decisive input to the Law on Litas Credibility; it led the creation of the legal and institutional framework for the securities market and contributed significantly to the country's privatization legislation; and it initiated and participated in the policy-making process on private, fully funded pension insurance. LFMI's recommendations were adopted in legislation on commercial banks, the Bank of Lithuania, credit unions, insurance, and foreign investment. LFMI significantly influenced the improvement of company, bankruptcy, and competition law.

e-mail: lfmi@freema.org • website: www.freema.org

Macedonia **The Institute for Research and European Studies**

The Institute for Research and European Studies (IRES) is a think-tank determined to achieve applied, policy-oriented research, to enable various models of informal education, and to promote discussion on the most pressing and contemporary political, legal, security, and economic issues within the European and international affairs. Its areas of multidisciplinary and interdisciplinary research include: EU institutions and policies: Enlargement, Neighborhood policies and CFSP/CSDP; European federalism and EU development perspectives; transatlantic relations; regional cooperation; global governance; international political, legal, security, and economic affairs, with a special emphasis on the European and the Balkan regions.

e-mail: nikolagpetrovski@yahoo.com • facebook: www.facebook.com/IRES.Bitola

Malaysia **Institute for Democracy and Economic Affairs**

The Institute for Democracy and Economic Affairs (IDEAS) is Malaysia's first think-tank dedicated to promoting market-based solutions to public policy challenges. We are an independent, not-for-profit organization. As a cross-partisan think-tank, we work across the political spectrum. Our purpose is to advance market-based principles, and we are not bound by party politics, race, or religion. Our office is in Bukit Tunku, Kuala Lumpur, just minutes away from Parliament. We achieve our aims by working with an extensive network of experts who share our ideals.

e-mail: admin@ideas.org.my • website: ideas.org.my

Mexico **Caminos de la Libertad**

Caminos de la Libertad seeks to promote the discussion and reflection about the different aspects of freedom. We strive to generate critical thinking and policies as well as creating awareness among those who have not yet realized the value of their own freedom. Caminos de la Libertad has become an international effort that includes competitions, symposiums, conferences, and round-table discussions emphasizing the importance of freedom. With our different activities, we try to introduce academics, politicians, youth, and the general society to the liberal perspective.

e-mail: caminosdelalibertad@tvazteca.com.mx • website: www.caminosdelalibertad.com

Mongolia **Open Society Forum**

The Open Society Forum is an independent, non-governmental, organization founded in 2004. The Forum's goals are to provide quality policy research and analysis and broad public access to information resources pertaining to governance, economic, and social policies. It focuses on economic freedom, land reform, rule of law, freedom of media, campaign financing, nomadic pastoralism, privatization, the shadow economy, and education policy. The Forum conducts research and holds conferences to encourage public participation in policy formulation.

e-mail: osf@forum.mn • website: www.forum.mn

Montenegro **The Center for Entrepreneurship and Economic Development**

The Center for Entrepreneurship and Economic Development (CEED) is the first non-governmental, non-partisan free-market center established in Montenegro. Its mission is to educate entrepreneurs about private ownership, democratic society, free markets, and the rule of law through a number of programs, initiatives, publications, and events. The Center was established to meet the demand for business knowledge by pioneering entrepreneurs who needed training to operate in a new environment after the break-up of the former Yugoslavia.

e-mail: ceed@t-com.me • website: www.visit-ceed.org.me

Nepal **The Prosperity Foundation**

Samriddhi, The Prosperity Foundation, envisions a free and prosperous Nepal where individuals can live a dignified life in a vibrant and democratic society with equal access to opportunities and respect for the rule of law. Its mission is to promote ideas of freedom—civil, political, and economic—through public-policy recommendations (based on independent research), educational programs, and public participation for a free and prosperous Nepal.

e-mail: info@samriddhi.org • website: www.samriddhi.org

New Zealand **New Zealand Initiative**

The New Zealand Initiative is a public-policy think-tank based in Wellington. It is supported by chief executives and chairmen of New Zealand companies. The Initiative is a non-partisan, evidence-based, and independent research institute committed to building a prosperous, free, and fair society with a competitive, open and dynamic economy.

e-mail: info@nzinitiative.org.nz • website: www.nzinitiative.org.nz

Nigeria **Initiative of Public Policy Analysis**

The Initiative of Public Policy Analysis (IPPA) is a private, non-profit organization involved in research, education, and publication on matters affecting the freedom of individuals. Its objective is to provide market-oriented analysis of current and emerging policy issues, with a view to influencing the public debate and the political decision-making process.

e-mail: info@ippanigeria.org • website: www.ippanigeria.org

Norway **Center for Business and Society Incorporated**

The Center for Business and Society Incorporated (Civita), the first market-oriented think-tank in Norway, was established in 2004. It strives for increased consensus on important market economic principles and their implications for welfare, freedom, and democracy. Civita is also dedicated to promoting personal responsibility and civil society to achieve larger, more important roles in society's development. To communicate its ideas to the public, it conducts research, publishes reports, and holds seminars and conferences.

e-mail: civita@civita.no • website: www.civita.no

Oman **International Research Foundation**

The International Research Foundation (IRF), Sultanate of Oman, was established in 2005 as a non-governmental, independent, non-profit "Think-Tank" based in Oman to conduct research on domestic and international economic issues with emphasis on the Arab World. The IRF has set its research and public-affairs agenda on a collegial basis, relying on the input of its research staff, its editorial board, and its Senior Fellows. It maintains a working arrangement with governmental and non-governmental organizations in the region and other parts of the world. IRF is the regional member of the Fraser Institute's Economic Freedom Network.

The vision of International Research Foundation is to create wealth and jobs through the promotion of economic freedom. Its mission is to measure, research, and communicate to a global audience the impact of competitive markets on the welfare of individuals. The Board of Trustees of the IRF consists of high-profile private-sector members from different organizations. IRF has initiated the establishment of a network of academic researchers to facilitate research projects, which will help in its endeavor to research economic issues affecting the daily life of individuals.

e-mail: azzan@paiped.com • website: www.omanirf.org

Pakistan **Alternate Solutions Institute**

Alternate Solutions Institute, founded in 2003, is the first free-market think tank in Pakistan. Its mission is (1) to seek solutions to challenges pertaining to the economy, law, education, and health in accordance with the principles of classical liberalism and (2) to promote the implementation of these solutions. The Institute aims to promote the concept of a limited, responsible government in Pakistan under the rule of law protecting life, liberty, and property of all of its citizens without any discrimination. The Institute conducts research and holds seminars, workshops, and conferences to educate interested students, teachers, and journalists about the principles of classical liberalism.

e-mail: info@asinstitute.org • website: asinstitute.org

Palestine **Pal-Think for Strategic Studies**

Pal-Think for Strategic Studies is an independent, non-profit, institute in Gaza, Palestine. It was established in March 2007. Pal-Think's mission is to promote peace, freedom, and prosperity through debates on public issues, producing policy recommendations for the decision-makers in Palestine and the Middle East. The main objective of Pal-Think is to conduct research on thematic issues that serve as a basis for policy debates on matters that are important to the Palestinians, the region, and the international community. To achieve its vision of being a leading think tank in Palestine and the Middle East, Pal-Think also organizes conferences, workshops, round-table discussions, and other events on specific issues in Palestine and the region to deepen the understanding of the various constituencies and to provide appropriate policy solutions.

e-mail: info@palthink.org • website: www.palthink.org

Panama **Fundación Libertad**

The Fundación Libertad, Panama, is a non-profit foundation engaged in the promotion and development of liberty, individual choice, and voluntary cooperation, and in the reduction of the size of government. Fundación Libertad was founded in 2001 by members of professional and business organizations to promote free enterprise and democracy and to address issues affecting the freedom of the common citizen, including the increasing discretionary power of the state and the proliferation of legislation fostering discrimination and establishing privileges, all of which are contrary to the spirit of democratic capitalism.

Email: info@fundacionlibertad.org.pa • website: www.fundacionlibertad.org.pa

Peru **Centro de Investigación y Estudios Legales**

The Centro de Investigación y Estudios Legales (CITEL) was organized in 1989. Its principal field is the economic analysis of law. To that end, it conducts research on different legal institutions, publishes books, and organizes seminars and colloquia.

e-mail: info@citel.org • website: www.citel.org

Philippines **Center for Research and Communication**

The Center for Research and Communication (CRC) has, since 1967, conducted research and published works on domestic and international economic and political issues that affect the Asia-Pacific region. It provides forums for discussion and debate among academicians, businessmen, civil officials, and representatives of other sectors that shape public opinion and chart the course of policies. The Center for Research and Communication is the main research arm of the University of Asia and the Pacific in Metro Manila.

e-mail: crc@uap.asia; crcfoundationinc@gmail.com • website: uap.asia/crc

Poland **Centrum im. Adama Smitha**

The Centrum im. Adama Smitha (the Adam Smith Research Centre—ASRC) is a private, non-partisan, non-profit, public-policy institute. It was founded in 1989 and was the first such institute in Poland and in Eastern Europe. The ASRC promotes a free and fair market economy, participatory democracy, and a virtuous society. Its activities in research and development, education, and publishing cover almost all important issues within the areas of economy and social life. The ASRC acts as a guardian of economic freedom in Poland. More than 50 experts are associated with the ASRC.

e-mail: 1989@smith.pl • website: www.smith.org.pl

Portugal **Causa Liberal**

Causa Liberal is an independent, non-partisan, non-profit organization of Portuguese individuals who share the principles of the classical liberal tradition and wish to further its application in modern-day Portugal. Its mission is to defend the principles of the free society and its building blocks: individual rights, the rule of law, free markets, and private property. Its primary goals are to establish and consolidate a network of individuals with an interest in the study, discussion, and promotion of the classical liberal tradition, and to advance free-market ideas and policies in Portugal.

e-mail: Geral@causaliberal.net • website: www.causaliberal.net

Romania **The Center for Institutional Analysis and Development—Eleutheria Foundation (CADI)**

The Center for Institutional Analysis and Development—Eleutheria Foundation (CADI) is a research, advocacy, and consulting organization engaged in the defense and furtherance of economic and civil rights. Built as a platform of academic and entrepreneurial cooperation, CADI is now the nexus of a wide and vibrant network of researchers, public intellectuals, experts and students spanning the fields of social sciences.

e-mail: office@cadi.ro • website: www.cadi.ro

Russia **Institute of Economic Analysis**

The Institute of Economic Analysis is an institute for macroeconomic research that analyzes the current economic situation and policies, and provides expert analysis of acts, programs, and current economic policy. It offers advice to Russian government bodies, enterprises, and organizations; and prepares and publishes scientific, research, and methodological economic literature. It also conducts seminars, conferences, and symposia on economic topics. The Institute is an independent, non-governmental, non-political, non-profit research center that works closely with leading Russian and international research centers. Its research focuses on macroeconomic, budget, and social policies.

e-mail: iea@iea.ru • website: www.iea.ru

Slovak Republic **F.A. Hayek Foundation**

The F.A. Hayek Foundation is an independent and non-partisan, non-profit organization that provides a forum for the exchange of opinions among scholars, businessmen, and policy-makers on the causes of, and solutions to, economic, social, and political problems. It proposes practical reforms of the economy, education, social security, and legislation as the Slovak Republic is transformed into an open society. Education of high-school and university students is a large part of its activities. The F.A. Hayek Foundation promotes the ideas of classical liberalism, virtually absent until 1989: market economy, reduced role for the government, rule of law and individual choice, responsibilities, and rights to life, liberty, and property.

e-mail: hayek@hayek.sk • website: www.hayek.sk

Slovenia **Svetilnik**

Svetilnik—*društvo za promocijo svobode*—is an independent, non-partisan, non-profit organization founded in 2008. Its aim is the dissemination of classical liberal ideas in Slovenia. To that end, Svetilnik has been organizing a spectrum of events and providing a platform for open and informative discussion on the classical liberal solutions to economic and political issues.

e-mail: info@svetilnik-slovenija.org • website: www.svetilnik-slovenija.org

South Africa **Free Market Foundation of Southern Africa**

The Free Market Foundation of Southern Africa (FMF) is an independent, non-profit organization, created in 1975 to work for a non-racial, free, and prosperous South Africa. Our mission is to promote and advocate human rights and democracy based on classical liberal principles, including: access to media and a free press; the philosophy of the open society, the rule of law, and personal and economic freedom; an environment that will facilitate the achievement of high economic growth and the reduction of poverty and unemployment; the development and fostering of free enterprise and market economies on a national and international basis; and the education of the general public regarding sound economic principles. The FMF is financed by membership contributions, donations, and sponsorships from private individuals, companies, and institutions.

e-mail: fmf@mweb.co.za • website: www.freemarketfoundation.com

Spain **Fundacio Catalunya Oberta**

Fundació Catalunya Oberta (Open Catalonia Foundation) was founded in 2001 with the objective of promoting, analyzing, and extending the values of the open society, freedom, democracy, and the market economy. The Foundation also defends the rights of Catalonia as a nation, especially in the cultural and economic fields. It is a private foundation, espousing liberal ideology, with no political connections, whose aim is to influence the public opinion of civil society. The Open Catalonia Foundation organizes a range of activities every year and publishes a number of reports. The Foundation also awards a yearly prize of €10,000 to prestigious journalists from all over the world to reward their endeavors on behalf of democracy and freedom.

e-mail: fund@fco.cat • website: www.catalunyaoberta.cat

Sri Lanka **Pathfinder Foundation**

The Pathfinder Foundation has replaced the Center for Policy Research. Through informed and well-researched information, it seeks to challenge old ideas and conventional wisdom, stimulate debate, change public attitudes, and seek new and innovative solutions to the economic and social problems of Sri Lanka.

e-mail: pm@pathfinderfoundation.org • website: www.pathfinderfoundation.org

Sudan **Nile Institute of Economic Studies**

The mission of the Nile Institute of Economic Studies is to serve as one of the leading promoters of economic and social freedom. We look to promote the public's understanding of free-market principles such as individual liberty, rights to private property, rule of law, limited government, and free enterprise in Khartoum. Our primary focus is to achieve a considerable level of influence as a catalyst in Khartoum within the policy community and to establish a reputation for intellectual honesty, providing reliable, non-biased policy research that will help drive understanding of Sudan's development.

e-mail: nileinstitute@gmail.com

Sweden **Timbro**

Timbro is a Swedish think-tank that encourages public opinion to favor free enterprise, a free economy, and a free society. Timbro publishes books, papers,

reports, and the magazine, *Smedjan*. It also arranges seminars and establishes networks among people. Founded in 1978, Timbro is owned by the Swedish Free Enterprise Foundation, which has as its principals a large number of Swedish companies and organizations.

e-mail: info@timbro.se • website: www.timbro.se

Switzerland **Liberales Institut**

The Liberales Institut is a forum where the basic values and concepts of a free society can be discussed and questioned. The Institute's aim is the establishment of free markets as the best way towards the goals of openness, diversity, and autonomy. The Liberales Institut is not associated with any political party. Through publications, discussion forums, and seminars, it seeks to develop and disseminate classical liberal ideas.

e-mail: libinst@libinst.ch • website: www.libinst.ch

Tajikistan **Tajikistan Free Market Centre**

The long-term objectives of the Tajikistan Free Market Center are: advancement and protection of values of individualism and personal freedom; dissemination and advocacy of ideas about the priority of private property and the free market; advancement of the principle of a limited state (non-interference of the state in the personal and economic life of the individual); training and support of activists and the organizations that are supporters of ideas of individual and economic freedom.

e-mail: freemarket.tj@gmail.com • website: www.freemarket.tj

Trinidad and Tobago **Arthur Lok Jack Graduate School of Business, University of the West Indies**

The Arthur Lok Jack Graduate School of Business was created in 1989 as a channel partner for developing managerial talent for the business community in Trinidad and Tobago. Its mission is to empower people and organizations in developing nations to optimize their performance capabilities and international competitiveness through development and deployment of consulting; education, research, and training resources. One of the Institute's core services are business and academic research in areas of real concern to business managers, enabling them to improve their ability to manage successfully in the face of increasingly complex markets.

e-mail: r.balgobin@gsb.tt • website: www.lokjackgsb.org

Turkey **Association for Liberal Thinking**

The Association for Liberal Thinking is a non-profit, non-governmental organization seeking to introduce the liberal democratic tradition into Turkey. The Association promotes the understanding and acceptance of ideas like liberty, justice, peace, human rights, equality, and tolerance. It also encourages academic writing on liberal themes to help the Turkish people assess contemporary domestic and international changes and attempts to find effective solutions to Turkey's problems within liberal thought. The Association for Liberal Thinking is not involved in day-to-day politics and has no direct links to any political party or movement. Instead, as an independent intellectual group, it aims to set broader political agendas so as to contribute to the liberalization of economics and politics in Turkey.

e-mail: info@liberal-dt.org.tr • website: www.liberal.org.tr

Ukraine **Ukrainian Center for Independent Political Research**

The Ukrainian Center for Independent Political Research (UCIPR) was established in early 1991 as a non-profit, non-partisan, and non-governmental research institution that would increase awareness of democracy among the Ukrainian people and analyze domestic and international politics and security. The UCIPR is politically independent; it does not accept any funding from either the state or any political party. The UCIPR publishes books and research papers on Ukraine's domestic and foreign policy, the economy in transition, security, relations with neighboring states, the Crimean dilemma, interethnic relations, and the freedom of the news media. The Center has hosted a number of national and international conferences and workshops.

e-mail: ucipr@ucipr.kiev.ua • website: www.ucipr.kiev.ua

United Kingdom **Institute of Economic Affairs**

The mission of the Institute of Economic Affairs (IEA) is to improve public understanding of the foundations of a free and harmonious society by expounding and analyzing the role of markets in solving economic and social problems, and bringing the results of that work to the attention of those who influence thinking. The IEA achieves its mission by a high-quality publishing program; conferences, seminars, and lectures on a range of subjects; outreach to school and college students; brokering media introductions and appearances; and other related activities. Incorporated in 1955 by the late Sir Antony Fisher, the IEA is an educational charity, limited by guarantee. It is independent of any political party or group, and is financed by sales of publications, conference fees, and voluntary donations.

e-mail: iea@iea.org.uk • website: www.iea.org.uk

United States of America **Cato Institute**

Founded in 1977, the Cato Institute is a research foundation dedicated to broadening debate about public policy to include more options consistent with the traditional American principles of limited government, individual liberty, free markets, and peace. To that end, the Institute strives to achieve greater involvement by the intelligent, concerned, lay public in questions of policy and the proper role of government through an extensive program of publications and seminars.

e-mail: ivasquez@cato.org • website: www.cato.org

Venezuela **Center for the Dissemination of Economic Knowledge**

The Center for the Dissemination of Economic Knowledge (CEDICE) is a non-partisan, non-profit, private association dedicated to the research and promotion of philosophical, economic, political, and social thinking that focuses on individual initiative and a better understanding of the free-market system and free and responsible societies. To this end, CEDICE operates a library and bookstore; publishes the series, *Venezuela Today*, and other studies of public policy with a special focus on property rights and individual liberty; provides economic training for journalists and young people; and conducts special events, workshops, and grass-roots programs.

e-mail: cedice@cedice.org.ve • website: www.cedice.org.ve • twitter: @cedice

Vietnam **Research Center for Entrepreneurship Development**

The Research Center for Entrepreneurship Development, founded in 2004, is a non-government research and educational organization devoted to the entrepreneurial development of the private sector in Vietnam. Its mission is to study the

development of policies that create the most favorable institutional and policy environment for entrepreneurial development of the private sector in Vietnam. Through publications, discussion forums, and conferences, the Center seeks to disseminate and encourage appropriate policies and entrepreneurial development.

e-mail: rced@rced.com.vn • website: www.rced.com.vn

Zambia **Zambia Institute for Public Policy Analysis**

The mission of the Zambia Institute for Public Policy Analysis (ZIPPA) is to promote wider appreciation of the key role of free markets and competition in economic development. ZIPPA wants to play a constructive role by promoting realistic economic policies and by suggesting solutions that have been successfully applied in other countries to similar economic problems.

e-mail: zippamail@gmail.com • website: www.zippa.co.zm

Associate members

The Economic Freedom Network accepts only one member per jurisdiction as a full member of the network and co-publisher of the report but the network also has a number of associate members. Although they are not co-publishers of *Economic Freedom of the World*, they work with the network and the Fraser Institute on special projects to promote economic freedom.

Bolivia **NOTORIA, Agenda para una Sociedad Libre**

NOTORIA, Agenda para una Sociedad Libre was created with the main purpose of supporting civil society in the defense and promotion of liberty, human rights, individual endeavor, free markets, property rights, and democratic values. NOTORIA has no political affiliation and is not subordinated to any social, political, religious, or economic group. Our vision is to be the main referent in the promotion of liberty in Bolivia. Our mission is to be the link between academia, policy makers, and the private sector by promoting debate and presenting applied research and analysis useful for decision makers. The general objective is to promote debate, analysis, and research regarding public policies, as well as to present alternatives that can help to make better and more informed decisions.

e-mail: notoria@notoriasociedadlibre.org • website: www.notoriasociedadlibre.org

Brazil **Instituto Liberdade**

The Instituto Liberdade is an independent Brazilian, private, non-profit, and free-market think tank, headquartered at *Tecnopuc* (Science and Technology Park from the Pontifical Catholic University of Rio Grande do Sul), in the city of Porto Alegre. It was created in 1986 and its major purpose is to foster the research, creation and dissemination of educational and cultural assets displaying the advantages to all individuals of an organized society based on the principles of individual rights, limited and representative government, and respect for private-property rights, rule of law, contracts, and free initiative.

e-mail: il-rs@il-rs.org.br • website: www.il-rs.org.br/ingles/homeing.php

Croatia **Centre for Public Policy and Economic Analysis and Association for Individual Liberty "Iustitia"**

The Centre for Public Policy and Economic Analysis (CEA) and Association for Individual Liberty "Iustitia", founded in 2010, are Croatian free-market think-tanks that advocate ideas of Austrian School of Economics and classical liberal principles of individual liberty and free-market competition, rule of law, private property rights, deregulation, privatization, fiscal discipline, limited government, flat tax, and sound money. We advocate transatlantic security and European Single Market liberalization. Our vision is a liberal order with a minimal government framework for individual liberty and free markets. We are researching data and gathering information, providing policy analysis, advocating liberalisation, and promoting individual liberty as the ultimate solution. Our key projects are focused on proposing fiscal spending cuts, flat tax reform, and deregulation of business environment in Croatia and the European Union, as well as other free-market solutions for increasing the economic freedom.

e mail: info@cea-policy.hr • websites: www.cea-policy.hr; www.iustitia.hr

Hong Kong **The Lion Rock Institute**

Founded in 2004, The Lion Rock Institute believes in the potential of the individual and free-market values to provide the strongest base for guiding successful government policy in Hong Kong. The Institute was created to ensure that freedom and prosperity would continue to thrive in Hong Kong. The Institute's mission is to promote free-market ideas throughout Hong Kong to improve the lives of Hong Kongers. The Institute does this through having a direct and demonstrable impact on government policy by advancing concrete solutions to keep government small, taxes low, and restrictions on business and the individual minimal. It educates policy makers, active political participants, and the general public on the virtues of free enterprise in building a prosperous Hong Kong through various media outlets. The Institute globally promotes Hong Kong's excellence in public policy that exemplifies free-market values.

e-mail: info@lionrockinstitute.org • website: www.lionrockinstitute.org

Mongolia **Mongolian National Chamber of Commerce and Industry**

The Mongolian National Chamber of Commerce and Industry (MNCCI) was established in 2004 when it designed the first-ever red-tape perception index as a "naming and shaming" tool for the government institutions. It is based on an annual survey among the business community. MNCCI has published a business confidence index on an annual basis, as well as various publications, statements, opinions, and proposals on macroeconomic and sectorial policies, based on the views on business, environment, and legal frameworks of more than 40 councils and subcouncils. The MNCCI also sponsors meetings, conferences, and seminars on business development issues. The MNCCI is an independent and neutral institution and does not take financing from either government or international organizations apart from joint project activities.

e-mail: demberel@mongolchamber.mn • website: www.mongolchamber.mn

Pakistan **Policy Research Institute of Market Economy**

The Policy Research Institute of Market Economy (PRIME) is an independent think tank based in Islamabad, Pakistan with a vision of an open, free, and prosperous Pakistan. It improves political decision-making by advocating free-market policy

reforms through high-quality research and intellectual training. The organization partners with the Friedrich Naumann Foundation for Freedom, Atlas Economic Research Foundation, and the Center for International Private Enterprise (CIPE) on various research and advocacy projects. The staff of PRIME has expertise in economics, trade, policy, and business and is governed by a three-member Board.

e-mail: ali@primeinstitute.org • website: www.primeinstitute.org

United States **Atlas Network**

Atlas Network (also known as the Atlas Economic Research Foundation) has the mission of strengthening the worldwide freedom movement. Atlas connects a network of more than 400 think tanks in 90 countries, and creates value for these partners via training programs, policy conferences, grant and prize programs, and collaborative projects. It also runs projects in a dozen languages to discover new allies for advancing its vision of a free, prosperous, and peaceful world where limited governments defend the rule of law, private property, and free markets.

website: AtlasNetwork.org

Publishing history

Prepatory studies

Walker, Michael A., ed. (1988). *Freedom, Democracy, and Economic Welfare: Proceedings of an International Symposium*. (Volume 1.) Fraser Institute.

Block, Walter E., ed. (1991). *Economic Freedom: Proceedings of an International Symposium*. (Volume 2.) Fraser Institute.

Easton, Stephen T., and Michael A. Walker, eds. (1992). *Rating Global Economic Freedom*. Fraser Institute.

Annual reports—*Economic Freedom of the World*

Gwartney, James, Robert Lawson, and Walter Block (1996). *Economic Freedom of the World: 1975–1995*. Fraser Institute.

Gwartney, James, and Robert Lawson (1997). *Economic Freedom of the World: 1997 Annual Report*. Fraser Institute.

Gwartney, James, and Robert Lawson (1998). *Economic Freedom of the World: 1998/1999 Interim Report*. Fraser Institute.

Gwartney, James, and Robert Lawson, with Dexter Samida (2000). *Economic Freedom of the World: 2000 Annual Report*. Fraser Institute.

Gwartney, James, and Robert Lawson, with Walter Park and Charles Skipton (2001). *Economic Freedom of the World: 2001 Annual Report*. Fraser Institute.

Gwartney, James, and Robert Lawson, with Chris Edwards, Walter Park, Veronique de Rugy, and Smita Wagh (2002). *Economic Freedom of the World: 2002 Annual Report*. Preface by Milton Friedman. Fraser Institute.

Gwartney, James, and Robert Lawson, with Neil Emerick (2003). *Economic Freedom of the World: 2003 Annual Report*. Fraser Institute.

Gwartney, James, and Robert Lawson (2004). *Economic Freedom of the World: 2004 Annual Report*. Fraser Institute.

Note Links to these publications can be found at <www.freetheworld.com>.

Gwartney, James, and Robert Lawson, with Erik Gartzke (2005). *Economic Freedom of the World: 2005 Annual Report*. Fraser Institute.

Gwartney, James, and Robert Lawson, with William Easterly (2006). *Economic Freedom of the World: 2006 Annual Report*. Fraser Institute.

Gwartney, James, and Robert Lawson, with Russell S. Sobel and Peter T. Leeson (2007). *Economic Freedom of the World: 2007 Annual Report*. Fraser Institute.

Gwartney, James, and Robert Lawson, with Seth Norton (2008). *Economic Freedom of the World: 2008 Annual Report*. Fraser Institute.

Gwartney, James, and Robert Lawson, with Herbert Grubel, Jakob de Haan, Jan-Egbert Sturm, and Eelco Zandberg (2009). *Economic Freedom of the World: 2009 Annual Report*. Fraser Institute.

Gwartney, James, Joshua Hall, and Robert Lawson, with Christopher J. Coyne, John W. Dawson, Horst Feldmann, John Levendis, Russell S. Sobel, and Edward Peter Stringham (2010). *Economic Freedom of the World: 2010 Annual Report*. Fraser Institute.

Gwartney, James, Robert Lawson, and Joshua Hall, with Jean-Pierre Chauffour and Michael D. Stroup (2011). *Economic Freedom of the World: 2011 Annual Report*. Fraser Institute.

Gwartney, James, Robert Lawson, and Joshua Hall, with Scott L. Baier, Christian Bjørnskov, Matthew Clance, Alice M. Crisp, Axel Dreher, Gerald P. Dwyer, Nicolai J. Foss, and Kai Gehring (2012). *Economic Freedom of the World: 2012 Annual Report*. Fraser Institute.

Gwartney, James, Robert Lawson, and Joshua Hall, with Alice M. Crisp, Bodo Knoll, Hans Pitlik, and Martin Rode (2013). *Economic Freedom of the World: 2013 Annual Report*. Fraser Institute.

Annual reports—*Economic Freedom of North America*

Karabegović, Amela, and Fred McMahon, with Glenn Mitchell (2005). *Economic Freedom of North America: 2005 Annual Report*. Fraser Institute; National Center for Policy Analysis.

Karabegović, Amela, and Fred McMahon, with Christy G. Black (2006). *Economic Freedom of North America: 2006 Annual Report*. Fraser Institute; National Center for Policy Analysis.

Karabegović, Amela, and Fred McMahon, with Nathan J. Ashby and Russell S. Sobel (2008). *Economic Freedom of North America: 2008 Annual Report*. Fraser Institute; National Center for Policy Analysis.

Ashby, Nathan J., Amela Karabegović, Fred McMahon, and Avilia Bueno, with Noel D. Campbell, Joab Corey, Alex Fayman, Deborah Martinez, and Tammy Rogers (2010). *Economic Freedom of North America 2010*. Fraser Institute.

Ashby, Nathan J., Avilia Bueno, and Fred McMahon, with Deborah Martinez (2011). *Economic Freedom of North America 2011*. Fraser Institute.

Bueno, Avilia, Ashby, Nathan J., and Fred McMahon, with Deborah Martinez (2012). *Economic Freedom of North America 2012*. Fraser Institute.

Stansel, Dean, and Fred McMahon (2013). *Economic Freedom of North America 2013*. Fraser Institute.

Annual reports—*Economic Freedom of the Arab World*

Al Ismaily, Salem Ben Nasser, Amela Karabegović, and Fred McMahon (2007). *Economic Freedom of the Arab World: Report and Index – 2006–07*. Fraser Institute.

Al Ismaily, Salem Ben Nasser, Amela Karabegović, and Fred McMahon (2008). *Economic Freedom of the Arab World: 2008 Annual Report*. Friedrich Naumann Foundation for Liberty; International Research Foundation of Oman; Fraser Institute.

Al Ismaily, Salem Ben Nasser, Amela Karabegović, and Fred McMahon, with Marisha Warrington (2009). *Economic Freedom of the Arab World: 2009 Annual Report*. Friedrich Naumann Foundation for Liberty; International Research Foundation of Oman; Fraser Institute.

Al Ismaily, Salem Ben Nasser, Fred McMahon, Miguel Cervantes, and Amela Karabegović (2010). *Economic Freedom of the Arab World: 2010 Annual Report*. Friedrich Naumann Foundation for Liberty; International Research Foundation of Oman; Fraser Institute.

Al Ismaily, Salem Ben Nasser, Miguel Cervantes, and Fred McMahon, (2011). *Economic Freedom of the Arab World: 2011 Annual Report*. Friedrich Naumann Foundation for Liberty; International Research Foundation of Oman; Fraser Institute.

Al Ismaily, Salem Ben Nasser, Azzam Al-Busaidi, Miguel Cervantes, and Fred McMahon (2012). *Economic Freedom of the Arab World: 2012 Annual Report*. Friedrich Naumann Foundation for Liberty; International Research Foundation of Oman; Fraser Institute.

Al Ismaily, Salem Ben Nasser, Azzam Al-Busaidi, Miguel Cervantes, and Fred McMahon (2013). *Economic Freedom of the Arab World: 2013 Annual Report*. Friedrich Naumann Foundation for Liberty; International Research Foundation of Oman; Fraser Institute.