

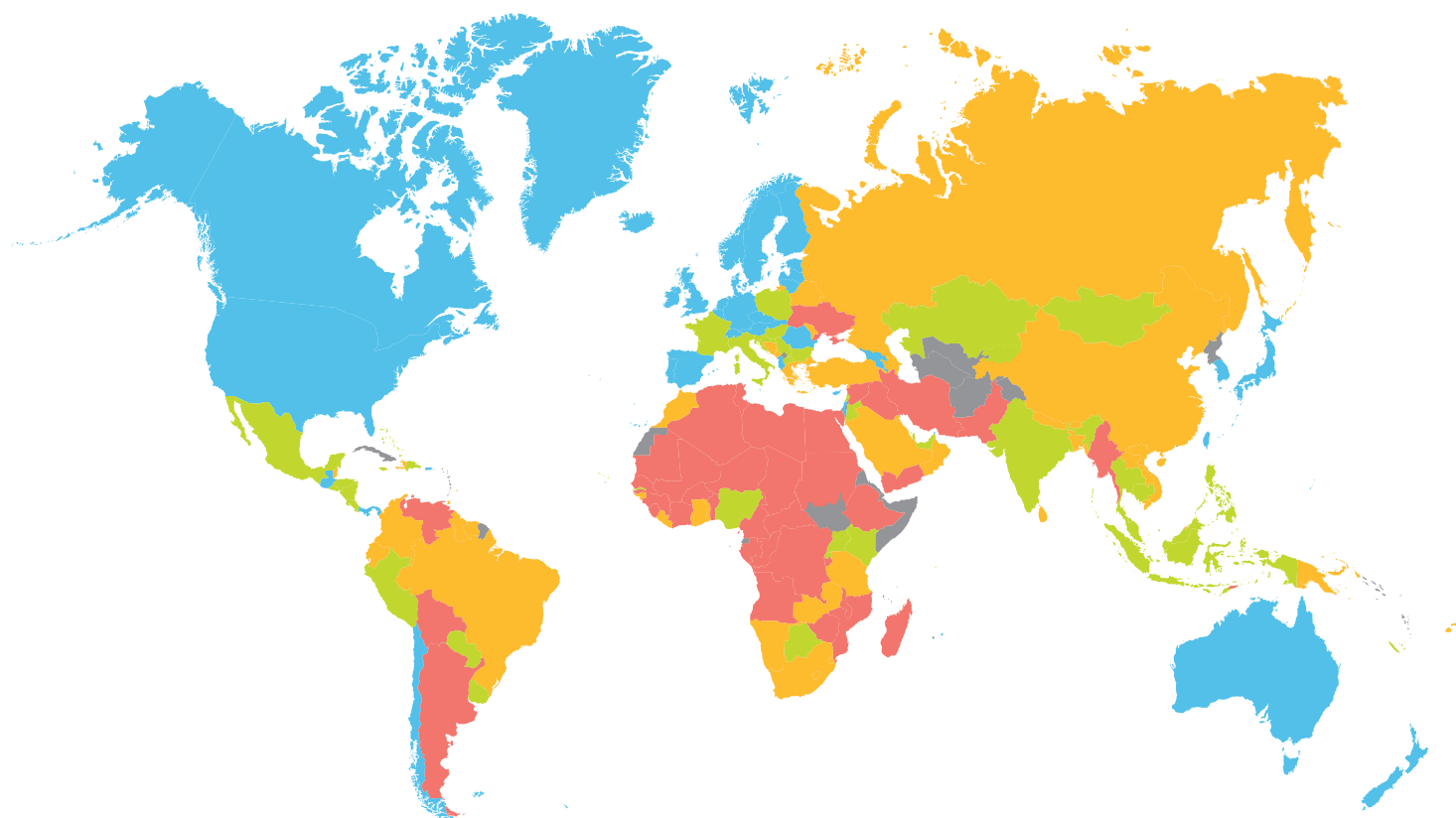
James Gwartney, Robert Lawson,
Joshua Hall & Ryan Murphy

with Daniel L. Bennett, Rosemarie Fike,
Fred McMahon, Boris Nikolaev



2019 ANNUAL REPORT

Economic Freedom of the World



 MOST FREE

 2ND QUARTILE

 3RD QUARTILE

 LEAST FREE

Economic Freedom of the World

2019 Annual Report

James Gwartney
Florida State University

Robert Lawson
Southern Methodist University

Joshua Hall
West Virginia University

Ryan Murphy
Southern Methodist University

with

Daniel L. Bennett
Baylor University

Rosemarie Fike
Texas Christian University

Fred McMahon
Fraser Institute

Boris Nikolaev
Baylor University

Copyright ©2019 by the Fraser Institute. All rights reserved. No part of this book may be reproduced in any manner whatsoever without written permission except in the case of brief quotations embodied in critical articles and reviews.

The authors of this book have worked independently and opinions expressed by them are, therefore, their own and do not necessarily reflect the opinions of the supporters, directors, or staff of the Fraser Institute. This publication in no way implies that the Fraser Institute, its directors, or staff are in favor of, or oppose the passage of, any bill; or that they support or oppose any particular political party or candidate.

Published in cooperation with the Economic Freedom Network.

Cover: Heather Jalbout.

Printed and bound in Canada.

Data available to researchers

The full data set, including all of the data published in this report as well as data omitted because of limited space, can be downloaded for free at <www.fraserinstitute.org/economic-freedom/dataset>. The data file available there contains the most up-to-date and accurate data for the *Economic Freedom of the World* index. Some variable names and data sources have evolved over the years since the first publication in 1996; users should consult earlier editions of *Economic Freedom of the World* for details about sources and descriptions for those years. All editions of the report are available in PDF and can be downloaded for free from <<https://www.fraserinstitute.org/studies/economic-freedom>>. However, users are always strongly encouraged to use the data from this most recent data file as updates and corrections, even to earlier years' data, do occur. Users doing long-term or longitudinal studies are encouraged to use the EFW Panel Dataset as it is the most consistent through time. If you have difficulty downloading the data, please contact Fred McMahon via e-mail to <freetheworld@fraserinstitute.org>. If you have technical questions about the data itself, please contact Joshua Hall <joshua.c.hall@gmail.com> or Robert Lawson <robert.a.lawson@gmail.com>.

Please cite the data in your bibliography as: James Gwartney, Robert Lawson, Joshua Hall, and Ryan Murphy (2019). Economic Freedom Dataset, published in *Economic Freedom of the World: 2019 Annual Report*. Fraser Institute. <www.fraserinstitute.org/economic-freedom/dataset>.

Cite this publication

James Gwartney, Robert Lawson, Joshua Hall, and Ryan Murphy (2019). *Economic Freedom of the World: 2019 Annual Report*. Fraser Institute. <<https://www.fraserinstitute.org/studies/economic-freedom>>.

Cataloguing Information

Gwartney, James D.

Economic freedom of the world ... annual report / James D. Gwartney. Annual.

Description based on: 1997

2019 issue by James Gwartney, Robert Lawson, Joshua Hall, and Ryan Murphy; with Daniel L. Bennett, Rosemarie Fike, Fred McMahon, and Boris Nikolaev.

Issued also online.

ISSN 1482-471X; ISBN 978-0-88975-561-1 (2019 edition).

1. Economic history--1990- --Periodicals. 2. Economic indicators--Periodicals.

I. Fraser Institute (Vancouver, B.C.) II. Title

Table of Contents

Executive Summary / v

Chapter 1 Economic Freedom of the World in 2017 / 1

Chapter 2 Country Data Tables / 25

Chapter 3 Economic Freedom of the World in the 1950s and 1960s / 189
by Robert Lawson and Ryan Murphy

Chapter 4 Economic Freedom, Public Policy, and Entrepreneurship / 199
by Daniel L. Bennett and Boris Nikolaev

Appendix Explanatory Notes and Data Sources / 225

About the Authors / 239

About the Contributors / 240

Acknowledgments / 241

The Economic Freedom Network / 242

Executive Summary

The index published in *Economic Freedom of the World* measures the degree to which the policies and institutions of countries are supportive of economic freedom. The cornerstones of economic freedom are personal choice, voluntary exchange, freedom to enter markets and compete, and security of the person and privately owned property. Forty-two data points are used to construct a summary index and to measure the degree of economic freedom in five broad areas.

Area 1: Size of Government

As government spending, taxation, and the size of government-controlled enterprises increase, government decision-making is substituted for individual choice and economic freedom is reduced.

Area 2: Legal System and Property Rights

Protection of persons and their rightfully acquired property is a central element of both economic freedom and civil society. Indeed, it is the most important function of government.

Area 3: Sound Money

Inflation erodes the value of rightfully earned wages and savings. Sound money is thus essential to protect property rights. When inflation is not only high but also volatile, it becomes difficult for individuals to plan for the future and thus use economic freedom effectively.

Area 4: Freedom to Trade Internationally

Freedom to exchange—in its broadest sense, buying, selling, making contracts, and so on—is essential to economic freedom, which is reduced when freedom to exchange does not include businesses and individuals in other nations.

Area 5: Regulation

Governments not only use a number of tools to limit the right to exchange internationally, they may also develop onerous regulations that limit the right to exchange, gain credit, hire or work for whom you wish, or freely operate your business.

Gender Disparity Index

The index published in *Economic Freedom of the World* now includes an adjustment for gender disparity to take into account the fact that in many nations women are not legally accorded the same level of economic freedom as men. The Gender Disparity Index and its use to make the adjustment is described in Chapter 3: Adjusting for Gender Disparity in Economic Freedom and Why It Matters, pp. 189–211 in the report of 2017.

Related research

Since our first publication in 1996, numerous studies have used the data published in *Economic Freedom of the World* to examine the impact of economic freedom on investment, economic growth, income levels, and poverty rates. Virtually without exception, these studies have found that countries with institutions and policies more consistent with economic freedom have higher investment rates, more rapid economic growth, higher income levels, and a more rapid reduction in poverty rates.¹

The data are available annually from 2000 to 2017 and for years ending in zero or five back to 1970. The data are available for 123 countries for every year from 2000 to 2016 and for approximately 100 countries back to 1980.² This data set makes it possible for scholars to analyze the impact of both cross-country differences in economic freedom and changes in that freedom across a three-decade time frame.

Economic freedom around the world in 2017³

Top-rated countries

Hong Kong and Singapore, as usual, occupy the top two positions. The next highest scoring nations are New Zealand, Switzerland, United States, Ireland, United Kingdom, Canada, Australia, and Mauritius.

Other major countries

The rankings of some other major countries are Japan (17th), Germany (20th), Italy (46th), France (50th), Mexico (76th), India (79th), Russia (85th), China (113th), and Brazil (120th).

Lowest-rated countries

The 10 lowest-rated countries are: Iraq, Republic of Congo, Egypt, Syria, Democratic Republic of Congo, Angola, Algeria, Sudan, Libya, and, lastly, Venezuela.

Nations that are economically free out-perform non-free nations in indicators of well-being

- Nations in the top quartile of economic freedom had an average per-capita GDP of \$36,770 in 2017, compared to \$6,140 for bottom quartile nations (PPP constant US\$) (exhibit 1.6).
- In the top quartile, the average income of the poorest 10% was \$10,646, compared to \$1,503 in the bottom quartile in 2017 (exhibit 1.10). Interestingly, the average income of the *poorest* 10% in the most economically free nations is two-thirds higher than the *average* per-capita income in the least-free nations.

1 For a review of these studies, see: Joshua Hall and Robert Lawson (2014). Economic Freedom of the World: An Accounting of the Literature. *Contemporary Economic Policy* 32, 1: 1–19. <<https://onlinelibrary.wiley.com/doi/abs/10.1111/coep.12010>>.

2 A comprehensive data set is available at <www.fraserinstitute.org/economic-freedom/dataset>.

3 The most recent data available for calculating the index in the 2019 edition of *Economic Freedom of the World* are from 2017.

- In the top quartile, 1.8% of the population experience extreme poverty (US\$1.90 a day) compared to 27.2% in the lowest quartile (exhibit 1.11).
- Infant mortality is 6.7 per 1,000 live births in the top quartile compared to 40.5 in the bottom quartile (exhibit 1.8).
- Life expectancy is 79.4 years in the top quartile compared to 65.2 years in the bottom quartile (exhibit 1.7).

A number of other outcomes are more positive in economically free nations than in those that lack economic freedom. For example:

- Political and civil liberties are considerably higher in economically free nations than in unfree nations (exhibit 1.12).
- Gender equality is greater in economically free nations (exhibit 1.13).
- Happiness levels are higher in economically free nations (exhibit 1.14).

Chapters in the report

Chapter 1: Economic Freedom of the World in 2016

The authors of the report, James Gwartney, Robert Lawson, Joshua Hall, and Ryan Murphy, provide an overview of the report and discuss why economic freedom is important.

Chapter 2: Country Data Tables

A table showing detailed historical information is provided for each of the 162 countries and territories in the index.

Chapter 3: Economic Freedom of the World in the 1950s and 1960s

By Robert Lawson and Ryan Murphy

In this chapter, two of the authors of *Economic Freedom of the World* explain how they are able to extend the EFW index by estimating historic economic freedom for 111 countries in 1950, 113 countries in 1955, 116 countries in 1960, and 118 in 1965 using a newly available dataset. They briefly discuss some of the findings. (Data are available at <www.fraserinstitute.org/economic-freedom/dataset>.)

Chapter 4: Economic Freedom, Public Policy, and Entrepreneurship

By Daniel L. Bennett and Boris Nikolaev

The authors examine whether countries with more interventionist government policies experience more or less entrepreneurship and innovation compared to more economically free nations. Many entrepreneurship policies involve government interventions in the market that distort resource allocations, provide perverse incentives for socially unproductive behavior, and undermine economic freedom. The authors add to a growing body of empirical evidence that suggests countries with more economic freedom are more entrepreneurial.

Data available to researchers

The full data set, including the data published in this report as well as data omitted due to limited space, can be downloaded for free at <www.fraserinstitute.org/economic-freedom/dataset>. The data file available there contains the most up-to-date and accurate data for the *Economic Freedom of the World* index. Some variable names and data sources have evolved over the years since the first publication in 1996; users should consult earlier editions of *Economic Freedom of the World* for details about sources and descriptions for those years. All editions of the report are available in PDF and can be downloaded for free at <<https://www.fraserinstitute.org/studies/economic-freedom>>. However, users are always strongly encouraged to use the data from this most recent data file as updates and corrections, even to earlier years' data, do occur. Users doing long-term or longitudinal studies are encouraged to use the EFW Panel Dataset as it is the most consistent through time.¹

Technical help

If you have difficulty retrieving the data, please contact Fred McMahon via e-mail to <freetheworld@fraserinstitute.org>. If you have technical questions about the data itself, please contact Joshua Hall <joshua.c.hall@gmail.com> or Robert Lawson <robert.a.lawson@gmail.com>.

Citing the data

Please cite data as: James Gwartney, Robert Lawson, Joshua Hall, and Ryan Murphy (2019). Economic Freedom Dataset, published in *Economic Freedom of the World: 2019 Annual Report*. Fraser Institute. <www.fraserinstitute.org/economic-freedom/dataset>.

Published work using ratings from *Economic Freedom of the World*

A list of published papers that have used the economic freedom ratings from *Economic Freedom of the World* is available on line at <www.fraserinstitute.org/economic-freedom/citations>. In most cases, a brief abstract of the article is provided. If you know of other papers current or forthcoming that should be included on this page, or have further information about any of these papers or authors, please write to <freetheworld@fraserinstitute.org>.

1. Note that the official names of two countries have changed: Macedonia is now North Macedonia and Swaziland is now Eswatini. The alphabetic order of countries in the EFW Panel Dataset has been adjusted accordingly. ISO codes remain the same.

Chapter 1 Economic Freedom of the World in 2017

From the beginning, the participants in the Economic Freedom of the World (EFW) project recognized that development of the best possible measure of economic freedom, both across countries and through time, would be an ongoing project. As Milton Friedman stated in his foreword to *Economic Freedom of the World: 1975–1995* (Gwartney, Lawson, and Block, 1996), additional work would be necessary to “bring the indexes of economic freedom up to date and to incorporate the additional understanding that will be generated”. This edition is a continuation of this process. Through the years, additional data related to the measurement of economic freedom has become available and insights about how to use it to improve the measurement of economic freedom has evolved.

This year’s annual report reflects our continued effort to improve the accuracy of the Economic Freedom of the World (EFW) measure. For the first time in many years, we have added a new component to the index. Component 1E: State Ownership of Assets will join the other Area 1 components measuring the size of government. Unlike the other components of Area 1 that measure the annual flow of taxes and expenditures, this new component measures the stock of assets, including capital and land, owned by the government. This component is derived from the relatively new Varieties of Democracy (V-Dem) dataset (Coppedge, 2018); it is likely we will be adding more information from the V-Dem dataset in the future, particularly data related to property rights and the rule of law in Area 2.

What is economic freedom?

Economic freedom is based on the concept of self-ownership. Because of this self-ownership, individuals have a right to choose—to decide how to use their time and talents to shape their lives. On the other hand, they do not have a right to the time, talents, and resources of others. Thus, they have no right to take things from others or demand that others provide things for them.

The cornerstones of economic freedom are personal choice, voluntary exchange, open markets, and clearly defined and enforced property rights. Individuals are economically free when they are permitted to choose for themselves and engage in voluntary transactions as long as they do not harm the person or property of others. When economic freedom is present, the choices of individuals will decide what and how goods and services are produced. Put another way, economically free individuals will be permitted to decide for themselves rather than having options imposed on them by the political process or the use of violence, theft, or fraud by others.

The EFW index is designed to measure the degree to which the institutions and policies of countries are consistent with economic freedom. In order to achieve a high EFW rating, a country must do some things, but refrain from others. Governments enhance economic freedom when they provide an infrastructure for voluntary exchange, and protect individuals and their property from aggressors using violence, coercion, and fraud to seize things that do not belong to them. In this regard, the legal system is particularly important. The country's legal institutions must protect the person and property of all individuals from the aggressive acts of others and enforce contracts in an even-handed manner. Access must also be provided to money of sound value. But governments must also refrain from actions that restrict personal choice, interfere with voluntary exchange, and limit entry into markets. Economic freedom is reduced when taxes, government expenditures, and regulations are substituted for personal choice, voluntary exchange, and market coordination.

The EFW measure might be thought of as a measure of the degree to which scarce resources are allocated by personal choices coordinated by markets rather than centralized planning directed by the political process. It might also be thought of as an effort to identify how closely the institutions and policies of a country correspond with the ideal of a limited government, where the government protects property rights and arranges for the provision of a limited set of “public goods” such as national defense and access to money of sound value, but little beyond these core functions. To a large degree, a country's EFW summary rating is a measure of how closely its institutions and policies compare with the idealized structure implied by standard textbook analysis of microeconomics.

The Economic Freedom of the World index—an overview

The EFW index provides a comprehensive measure of the consistency of a country's institutions and policies with economic freedom. It is an outgrowth of a series of six conferences hosted by Milton and Rose Friedman and Michael Walker from 1986 to 1994, which produced three books (Walker, 1988; Block, 1991; Easton and Walker, 1992) reporting the various prototypes and approaches examined in the discussions that culminated in the initial publication of *Economic Freedom of the World*. In addition to the Friedmans, several of the world's leading economists including Douglass North, Gary Becker, Peter Bauer, William Niskanen, and Gordon Tullock contributed to the development of the EFW measure. The index is published by a network of institutes spearheaded by the Fraser Institute in Canada. Members of the network and other interested parties meet annually to review the structure of the index and consider ideas for its improvement.

The construction of the EFW index is based on three important methodological principles. First, objective components are preferred to those that involve surveys or value judgments. With that said, given the multi-dimensional nature of economic freedom and the importance of legal and regulatory elements, it is sometimes necessary to use data based on surveys, expert panels, and generic case studies. To the fullest extent possible, however, the index uses objective

components. Second, the data used to construct the index ratings are from external sources such as the International Monetary Fund, World Bank, and World Economic Forum that provide data for a large number of countries. Data provided directly from a source within a country are rarely used. Importantly, the value judgments of the authors or others in the Economic Freedom Network are never used to alter the raw data or the rating of any country. Third, transparency is present throughout. The report provides information about the data sources, the methodology used to transform raw data into component ratings, and how the component ratings are used to construct both the area and summary ratings. Methodological details can be found in the Appendix: Explanatory Notes and Data Sources of this report (pp. 225–237). The entire data set used in the construction of the index is freely available to researchers at <www.fraserinstitute.org/economic-freedom/dataset>.

The total number of jurisdictions in the index remains at 162. The data are available annually from 2000 to 2017 and for years ending in zero or five back to 1970. The data are available for 123 countries for every year from 2000 to 2017 and for approximately 100 countries back to 1980. This dataset makes it possible for scholars to analyze the impact of both cross-country differences in economic freedom and changes in that freedom across a time frame of several decades. The EFW measure is a valuable tool for scholars seeking to examine the contribution of economic institutions more thoroughly and better disentangle its influence from political, climatic, locational, cultural, and historical factors as determinants of growth and development.

Structure of the EFW index

Exhibit 1.1 indicates the structure of the EFW index. The index measures the degree of economic freedom present in five major areas: [1] Size of Government, [2] Legal System and Property Rights, [3] Sound Money [4] Freedom to Trade Internationally, and [5] Regulation of credit, labor, and business.

Within the five major areas, there are 25 components in the index. Many of the components are themselves made up of several sub-components. In total, the index incorporates 43 distinct variables. Each component (and sub-component) is placed on a scale from 0 to 10 that reflects the distribution of the underlying data. When sub-components are present, the sub-component ratings are averaged to derive the component rating. The component ratings within each area are then averaged to derive ratings for each of the five areas. In turn, the five area ratings are averaged to derive the summary rating for each country.

Past reports have provided detailed explanations of why the components are included in each of the five areas. Therefore, we will keep the explanation of the underlying components in each of the five areas relatively brief.

Area 1: Size of Government focuses on how government expenditures and tax rates affect economic freedom. Taken together, the five components of Area 1 measure the degree to which a country relies on personal choice and markets rather than government budgets and political decision-making. Countries with lower levels of government spending, lower marginal tax rates, and less state ownership of assets earn the highest ratings in this area.

Exhibit 1.1: Areas, Components, and Sub-components of the EFW Index

1. Size of Government

- | | |
|--|---|
| A. Government consumption | D. Top marginal tax rate |
| B. Transfers and subsidies | (i) Top marginal income tax rate |
| | (ii) Top marginal income and payroll tax rate |
| C. Government enterprises and investment | E. State ownership of assets |

2. Legal System and Property Rights

- | | |
|--|--|
| A. Judicial independence | F. Legal enforcement of contracts |
| B. Impartial courts | G. Regulatory costs of the sale of real property |
| C. Protection of property rights | H. Reliability of police |
| D. Military interference in rule of law and politics | I. Business costs of crime |
| E. Integrity of the legal system | |

3. Sound Money

- | | |
|------------------------------------|--|
| A. Money growth | C. Inflation: most recent year |
| B. Standard deviation of inflation | D. Freedom to own foreign currency bank accounts |

4. Freedom to Trade Internationally

- | | |
|--|---|
| A. Tariffs | C. Black-market exchange rates |
| (i) Revenue from trade taxes (% of trade sector) | |
| (ii) Mean tariff rate | D. Controls of the movement of capital and people |
| (iii) Standard deviation of tariff rates | (i) Foreign ownership / investment restrictions |
| B. Regulatory trade barriers | (ii) Capital controls |
| (i) Non-tariff trade barriers | (iii) Freedom of foreigners to visit |
| (ii) Compliance costs of importing and exporting | |

5. Regulation

- | | |
|---|---|
| A. Credit market regulations | (v) Mandated cost of worker dismissal |
| (i) Ownership of banks | (vi) Conscription |
| (ii) Private sector credit | |
| (iii) Interest rate controls / negative real interest rates | C. Business regulations |
| B. Labor market regulations | (i) Administrative requirements |
| (i) Hiring regulations and minimum wage | (ii) Bureaucracy costs |
| (ii) Hiring and firing regulations | (iii) Starting a business |
| (iii) Centralized collective bargaining | (iv) Extra payments / bribes / favoritism |
| (iv) Hours regulations | (v) Licensing restrictions |
| | (vi) Cost of tax compliance |

Note: Area 2 ratings are adjusted to reflect inequalities in the legal treatment of women. In Chapter 2: Country Data Tables, the adjustment factor is shown in the row labelled *Gender Disparity Index*. For methodological details, see Rosemarie Fike, Chapter 3: Adjusting for Gender Disparity in Economic Freedom and Why It Matters (*Economic Freedom of the World: 2017 Edition*: 189–211).

Area 2: Legal System and Property Rights focuses on the importance of the legal system as a determinant of economic freedom. Protection of persons and their rightfully acquired property is a central element of economic freedom. Many would argue that it is the most important function of government. The key ingredients of a legal system consistent with economic freedom are rule of law, security of property rights, an independent and unbiased judiciary, and impartial and effective enforcement of the law. The nine components of Area 2 are indicators of how effectively the protective functions of government are performed.

Area 3: Sound Money focuses on the importance of money and relative price stability in the exchange process. Sound money—money with relatively stable purchasing power across time—reduces transaction costs and facilitates exchange, thereby promoting economic freedom. The four components of this area provide a measure of the extent to which people in different countries have access to sound money. In order to earn a high rating in Area 3, a country must follow policies and adopt institutions that lead to low (and stable) rates of inflation and avoid regulations that limit the ability to use alternative currencies.

Area 4: Freedom to Trade Internationally focuses on exchange across national boundaries. In our modern world, freedom to trade with people in other countries is an important ingredient of economic freedom. When governments impose restrictions that reduce the ability of their residents to engage in voluntary exchange with people in other countries, economic freedom is diminished. The components in Area 4 are designed to measure a wide variety of trade restrictions: tariffs, quotas, hidden administrative restraints, and controls on exchange rates and the movement of capital. In order to get a high rating in this area, a country must have low tariffs, easy clearance and efficient administration of customs, a freely convertible currency, and few controls on the movement of physical and human capital.

Area 5: Regulation measures how regulations restrict entry into markets and interfere with the freedom to engage in voluntary exchange reduce economic freedom. The components of Area 5 focus on regulatory restraints that limit the freedom of exchange in credit, labor, and product markets.

Construction of Area and Summary ratings

Theory provides us with some direction about elements that should be included in the five areas and the summary index, but it does not indicate what weights should be attached to the components within the areas or among the areas in the construction of the summary index. It would be nice if these factors were independent of each other and a weight could be attached to each of them. In the past, we investigated several methods of weighting the various components, including principle component analysis and a survey of economists. We have also invited others to use their own weighting structure if they believe that it is preferable. Our experience indicates that the summary index is not very sensitive to alternative weighting methods.

Furthermore, there is reason to question whether the areas (and components) are independent or work together like the wheels, motor, transmission, driveshaft,

and frame of a car. Just as these interconnected parts provide for the mobility of an automobile, it may be the combination of interrelated factors that brings about economic freedom. Which is more important for the mobility of an automobile: the motor, wheels, or transmission? The question cannot be easily answered because the parts work together. If any of these key parts break down, the car is immobile. Institutional quality may be much the same. If any of the key parts are absent, the overall effectiveness is undermined.

As the result of these two considerations, we organize the elements of the index in a manner that seems sensible to us but we make no attempt to weight the components in any special way when deriving either area or summary ratings. Of course, the component and sub-component data are available to researchers who would like to consider alternative weighting schemes and we encourage them to do so.

Gender Disparity Index

For some time, we have been aware of a major shortcoming of the EFW index: in some countries, the law restricts the rights of women relative to men. In order to correct for this factor, the index now includes an adjustment to the rating of Area 2 that reflects cross-country differences in legal rights according to gender. For several years, the Economic Freedom of the World network has been examining this issue and considering alternative ways the EFW index might be modified to account for this factor more fully. The authors of this report have organized sessions on this issue at both the annual international meeting of the Economic Freedom of the World network and at other scholarly conferences. Input has been obtained from a wide range of sources, including representatives from countries for which inclusion of this factor is likely to exert the greatest impact on the country's EFW rating.

These discussions resulted in agreement on three important considerations. First, the modifications should reflect formal legal differences, rather than informal traditional and cultural differences that exert an impact on outcomes according to gender. Second, the adjustments must be based on data on legal differences that withhold from women economic freedoms accorded to men. Third, to the fullest extent possible, the gender adjustment should be made for each year covered by the EFW data set.

Fortunately, the World Bank has recently developed a dataset on legal differences according to gender that covers a lengthy time frame (1960 to the present). As discussed in Chapter 3 of the 2017 report, Rosemarie Fike used these data to construct a cross-country Gender Disparity Index of legal rights from 1970 to the present. Over 40 questions from the World Bank dataset (World Bank, 2015) related to the legal rights of women compared to those of men were used in the construction of the gender-disparity measure. This Gender Disparity Index is used to adjust the Area 2 ratings. We recognize that others may favor alternative methods of accounting for this factor. Again, we invite other researchers to develop alternative methods believed to be superior to the one used here. The Fraser Institute has created a stand-alone website (womenandprogress.org) that explores how economic freedom contributes to women's advancement.

Summary Economic Freedom ratings in 2017

Exhibits 1.2a and 1.2b (pp. 8–9) present the summary economic freedom ratings, sorted from highest to lowest, for the 162 countries of this year's report.¹ These ratings are for 2017, the most recent year for which comprehensive data are available. Hong Kong and Singapore, as usual, occupy the top two positions. The next highest scoring nations are New Zealand, Switzerland, United States, Ireland, United Kingdom, Canada, Australia, and Mauritius.

The rankings of some other major countries are Japan (17th), Germany (20th), Italy (46th), France (50th), Mexico (76th), Russia (85th), India (79th), China (113th), and Brazil (120th). The 10 lowest-rated countries are: Iraq, Republic of Congo, Egypt, Syria, Democratic Republic of Congo, Angola, Algeria, Sudan, Libya, and lastly Venezuela.

Economic Freedom ratings and rankings for Areas and Components of Area 5 in 2017

Exhibit 1.3 (pp. 10–14) presents the ratings (and rankings) for each of the five areas of the index and for Components 5A, 5B, and 5C. A number of interesting patterns emerge from an analysis of these data. High-income industrial economies generally rank quite high for Legal System and Property Rights (Area 2), Sound Money (Area 3), and Freedom to Trade Internationally (Area 4). Their ratings were lower, however, for Size of Government (Area 1) and Regulation (Area 5), particularly regulation of labor markets (Component 5B). This was particularly true for the high-income countries of Western Europe.

On the other hand, a number of developing nations have a small fiscal size of government but rate low in other areas and, as a result, have a low overall rating. The lesson from this is clear: a small fiscal size of government is insufficient to ensure economic freedom. The institutions of economic freedom, such as the rule of law and property rights, as well as sound money, trade openness, and sensible regulation are also required.

As the area ratings show, weakness in the rule of law and property rights is particularly pronounced in Sub-Saharan Africa, among Islamic nations, and for several nations that were formerly part of the Soviet bloc, though several countries in the latter group have made impressive strides toward improvement. Many nations in Latin America and Southeast Asia also score poorly for rule of law and property rights. The nations that rank poorly in this category also tend to score poorly in the trade and regulation areas, even though several have reasonably sized governments and sound money.

1. Note that the official names of two countries have changed: Macedonia is now North Macedonia and Swaziland is now Eswatini. The new names are shown in exhibit 1.2 and the alphabetic order of countries in exhibit 1.3 has been adjusted accordingly.

Exhibit 1.2a: Summary Economic Freedom Ratings for 2017, First and Second Quartiles



Exhibit 1.2b: Summary Economic Freedom Ratings for 2017, Third and Fourth Quartiles

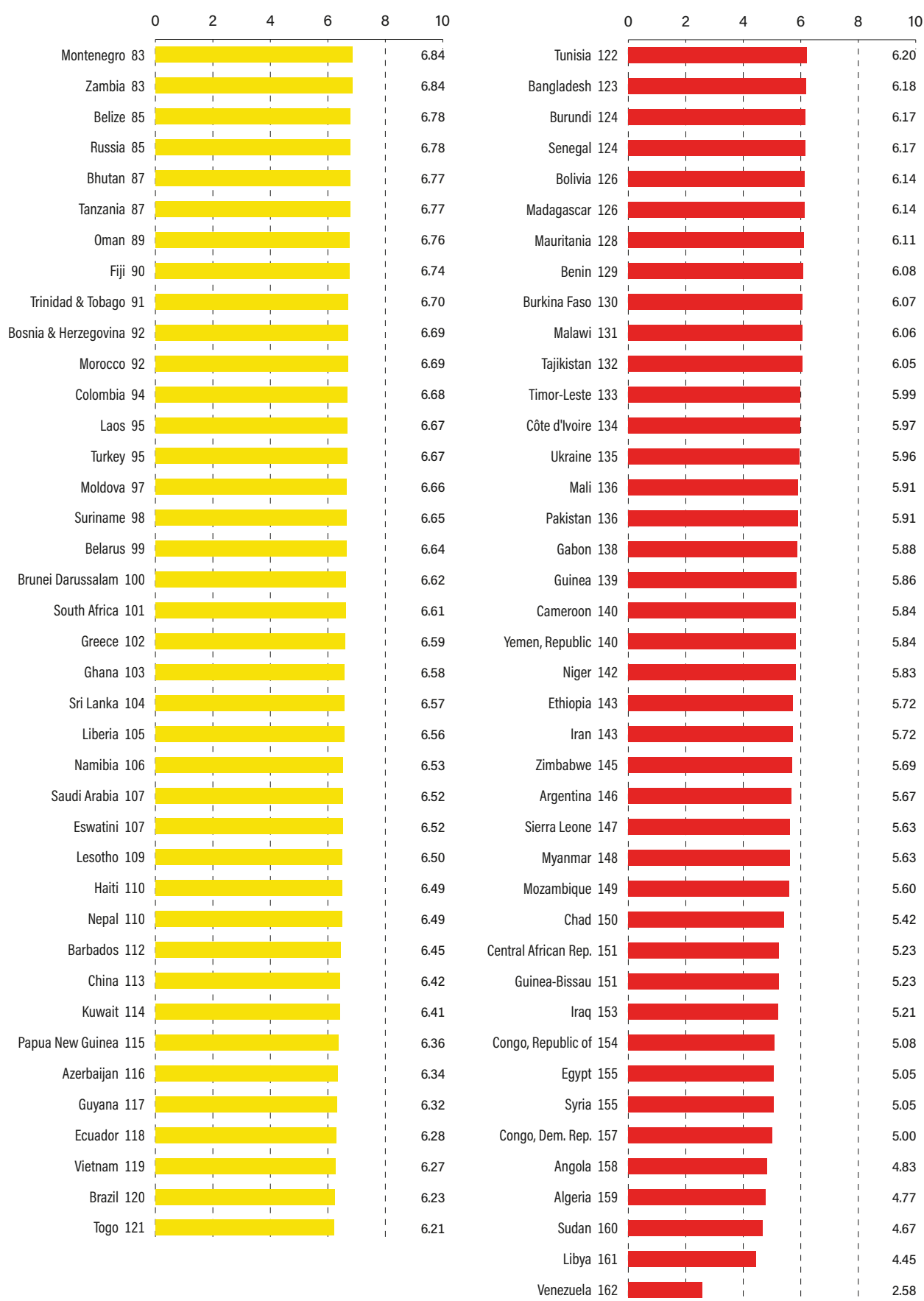


Exhibit 1.3: Area Economic Freedom Ratings (Rankings) for 2017

	Areas					Components of Area 5		
	1 Size of Government	2 Legal System and Property Rights	3 Sound Money	4 Freedom to trade internationally	5 Regulation	5A Credit market regulations	5B Labor market regulations	5C Business regulations
	Rating (Rank)	Rating (Rank)	Rating (Rank)	Rating (Rank)	Rating (Rank)	Rating (Rank)	Rating (Rank)	Rating (Rank)
Albania	7.53 (28)	5.06 (83)	9.65 (14)	8.34 (16)	7.77 (36)	9.72 (20)	6.94 (60)	6.65 (70)
Algeria	3.58 (161)	4.73 (98)	7.34 (117)	2.77 (160)	5.41 (152)	5.10 (154)	5.42 (120)	5.72 (129)
Angola	6.76 (67)	2.95 (156)	5.57 (158)	3.21 (158)	5.66 (145)	6.73 (131)	5.37 (123)	4.88 (152)
Argentina	5.71 (121)	3.98 (130)	6.47 (148)	6.55 (114)	5.65 (146)	6.09 (145)	5.13 (131)	5.72 (128)
Armenia	7.40 (33)	5.86 (48)	9.48 (32)	8.20 (26)	7.54 (50)	9.26 (47)	6.41 (82)	6.95 (54)
Australia	6.96 (56)	7.92 (12)	9.46 (35)	7.56 (64)	8.47 (10)	9.64 (25)	7.72 (29)	8.05 (16)
Austria	5.66 (123)	7.93 (10)	9.42 (40)	8.09 (35)	7.45 (59)	9.24 (49)	5.62 (114)	7.50 (35)
Azerbaijan	4.84 (149)	5.49 (63)	6.85 (136)	7.29 (77)	7.22 (73)	8.00 (100)	6.20 (93)	7.46 (36)
Bahamas	8.10 (15)	6.52 (29)	6.88 (135)	6.54 (115)	8.22 (16)	8.62 (77)	8.36 (11)	7.69 (32)
Bahrain	6.97 (55)	5.22 (76)	9.36 (50)	7.42 (71)	7.81 (33)	7.61 (113)	7.79 (27)	8.02 (17)
Bangladesh	8.15 (14)	3.14 (151)	6.98 (131)	5.95 (135)	6.67 (110)	7.88 (102)	7.17 (52)	4.96 (150)
Barbados	6.27 (93)	5.88 (46)	6.16 (152)	6.96 (93)	6.99 (87)	6.29 (142)	8.15 (14)	6.54 (74)
Belarus	6.12 (101)	5.33 (67)	7.44 (115)	6.78 (101)	7.50 (53)	7.33 (120)	7.19 (51)	7.99 (18)
Belgium	4.86 (147)	7.07 (21)	9.48 (30)	8.16 (33)	7.99 (26)	9.21 (51)	7.37 (44)	7.38 (40)
Belize	6.89 (63)	5.21 (78)	7.19 (123)	6.53 (116)	8.08 (20)	9.95 (14)	7.55 (36)	6.76 (65)
Benin	7.06 (47)	4.18 (124)	6.69 (140)	6.08 (130)	6.40 (128)	6.82 (129)	6.22 (92)	6.15 (100)
Bhutan	6.91 (62)	6.41 (33)	6.82 (138)	6.28 (125)	7.46 (58)	7.77 (107)	7.94 (20)	6.66 (69)
Bolivia	5.89 (109)	3.48 (143)	9.34 (54)	7.03 (91)	4.93 (158)	7.63 (111)	3.84 (157)	3.32 (160)
Bosnia & Herzegovina	5.63 (127)	4.19 (121)	8.31 (93)	7.84 (48)	7.50 (54)	10.00 (1)	7.35 (45)	5.14 (145)
Botswana	6.37 (88)	5.88 (47)	9.26 (62)	7.44 (70)	7.90 (29)	9.19 (53)	7.49 (41)	7.01 (48)
Brazil	5.65 (124)	4.53 (107)	9.42 (42)	7.13 (87)	4.41 (161)	4.97 (157)	4.21 (153)	4.04 (157)
Brunei Darussalam	3.33 (162)	5.31 (68)	8.77 (80)	7.16 (86)	8.52 (8)	9.13 (57)	8.69 (7)	7.74 (30)
Bulgaria	7.13 (44)	5.28 (72)	9.43 (38)	8.11 (34)	7.74 (38)	10.00 (1)	7.06 (56)	6.16 (99)
Burkina Faso	5.73 (114)	4.26 (116)	6.97 (132)	6.49 (119)	6.87 (96)	7.68 (110)	6.91 (64)	6.01 (110)
Burundi	6.92 (61)	3.53 (142)	8.24 (95)	5.88 (141)	6.27 (133)	5.00 (155)	7.80 (26)	6.02 (109)
Cambodia	9.08 (2)	4.43 (110)	9.33 (55)	7.34 (73)	7.05 (82)	9.50 (33)	6.51 (79)	5.13 (146)
Cameroon	6.95 (57)	3.20 (149)	7.32 (118)	5.15 (152)	6.57 (117)	7.17 (126)	7.33 (46)	5.22 (143)
Canada	6.48 (81)	7.85 (13)	9.55 (20)	7.91 (43)	8.61 (7)	9.96 (12)	8.13 (16)	7.74 (29)
Cape Verde	7.18 (41)	6.04 (44)	8.33 (92)	7.18 (84)	7.09 (79)	9.54 (31)	4.89 (142)	6.84 (62)
Central African Republic	6.50 (79)	2.73 (159)	6.67 (144)	4.69 (156)	5.54 (150)	8.20 (94)	3.25 (160)	5.17 (144)
Chad	7.43 (32)	2.72 (160)	6.83 (137)	5.17 (151)	4.96 (157)	5.96 (149)	5.38 (122)	3.54 (159)
Chile	8.17 (13)	6.44 (32)	9.53 (23)	8.34 (17)	6.97 (89)	8.61 (78)	5.32 (127)	6.97 (51)
China	4.67 (153)	5.58 (59)	8.50 (85)	6.81 (99)	6.55 (118)	7.14 (127)	5.54 (117)	6.97 (52)

Exhibit 1.3 (continued): Area Economic Freedom Ratings (Rankings) for 2017

	Areas					Components of Area 5		
	1 Size of Government	2 Legal System and Property Rights	3 Sound Money	4 Freedom to trade internationally	5 Regulation	5A Credit market regulations	5B Labor market regulations	5C Business regulations
	Rating (Rank)	Rating (Rank)	Rating (Rank)	Rating (Rank)	Rating (Rank)	Rating (Rank)	Rating (Rank)	Rating (Rank)
Colombia	7.24 (36)	3.94 (131)	8.19 (98)	6.68 (108)	7.34 (64)	9.91 (15)	5.82 (107)	6.28 (91)
Congo, Dem. Rep.	6.93 (59)	3.11 (152)	4.37 (161)	5.56 (147)	5.05 (154)	4.33 (159)	5.73 (109)	5.08 (147)
Congo, Republic	5.61 (128)	3.10 (153)	5.74 (157)	5.39 (149)	5.56 (149)	5.97 (148)	5.66 (113)	5.05 (148)
Costa Rica	7.04 (48)	5.82 (49)	9.76 (6)	7.96 (41)	6.46 (124)	6.80 (130)	6.14 (96)	6.44 (85)
Côte d'Ivoire	5.93 (107)	4.21 (119)	7.12 (125)	5.92 (139)	6.67 (111)	7.69 (109)	6.12 (100)	6.19 (97)
Croatia	5.72 (118)	5.58 (60)	9.55 (18)	8.18 (29)	7.29 (66)	9.33 (37)	6.36 (87)	6.16 (98)
Cyprus	6.92 (60)	6.13 (42)	9.36 (52)	8.27 (20)	7.72 (41)	10.00 (1)	6.25 (90)	6.93 (55)
Czech Republic	6.66 (71)	6.40 (34)	9.28 (59)	8.22 (24)	8.19 (18)	10.00 (1)	8.09 (17)	6.46 (83)
Denmark	4.71 (152)	8.08 (9)	9.84 (4)	8.47 (9)	8.37 (12)	10.00 (1)	7.27 (49)	7.85 (25)
Dominican Republic	6.43 (84)	4.11 (125)	9.51 (28)	7.94 (42)	6.63 (113)	8.33 (87)	6.02 (102)	5.54 (138)
Ecuador	6.52 (77)	4.00 (129)	8.33 (91)	6.52 (117)	6.04 (138)	8.57 (79)	4.98 (138)	4.57 (155)
Egypt	4.86 (148)	4.04 (128)	5.77 (156)	5.81 (144)	4.78 (159)	3.67 (160)	4.97 (139)	5.71 (131)
El Salvador	8.41 (6)	3.57 (141)	9.85 (2)	7.63 (58)	6.33 (132)	9.21 (52)	4.42 (150)	5.35 (141)
Estonia	6.19 (99)	7.40 (20)	9.27 (60)	8.42 (13)	8.20 (17)	9.95 (13)	6.24 (91)	8.41 (5)
Eswatini	5.25 (138)	4.88 (92)	7.72 (111)	7.01 (92)	7.74 (39)	8.78 (71)	7.75 (28)	6.69 (66)
Ethiopia	5.58 (129)	4.66 (102)	6.49 (147)	5.13 (153)	6.72 (105)	7.07 (128)	7.29 (48)	5.81 (121)
Fiji	5.97 (105)	5.34 (66)	7.01 (128)	6.43 (122)	8.94 (4)	9.76 (19)	9.29 (2)	7.77 (27)
Finland	4.71 (151)	8.78 (1)	9.41 (43)	8.22 (25)	7.89 (30)	9.90 (16)	5.22 (129)	8.54 (4)
France	4.82 (150)	6.99 (22)	9.48 (31)	8.16 (32)	7.32 (65)	8.94 (64)	5.61 (115)	7.41 (38)
Gabon	6.29 (91)	4.21 (120)	6.12 (153)	5.91 (140)	6.85 (98)	8.11 (97)	7.59 (34)	4.84 (154)
Gambia, The	7.23 (37)	5.43 (64)	9.22 (64)	7.19 (83)	7.06 (80)	7.17 (125)	7.86 (24)	6.14 (102)
Georgia	7.58 (24)	6.34 (36)	8.89 (77)	8.74 (3)	8.15 (19)	9.88 (18)	6.64 (75)	7.92 (23)
Germany	6.17 (100)	7.42 (19)	9.46 (36)	8.04 (38)	8.00 (25)	8.33 (87)	7.53 (38)	8.13 (10)
Ghana	8.01 (17)	5.23 (75)	5.88 (155)	6.59 (113)	7.18 (76)	8.40 (84)	6.64 (76)	6.50 (78)
Greece	4.39 (158)	5.73 (54)	7.98 (106)	7.68 (54)	7.17 (78)	10.00 (1)	4.98 (137)	6.52 (77)
Guatemala	9.44 (1)	4.33 (112)	9.55 (22)	8.03 (39)	6.50 (121)	9.63 (26)	3.94 (156)	5.94 (116)
Guinea	5.40 (136)	3.24 (148)	7.78 (109)	5.93 (137)	6.94 (90)	10.00 (1)	5.34 (126)	5.48 (139)
Guinea-Bissau	5.04 (145)	2.85 (157)	6.27 (151)	6.16 (129)	5.85 (143)	7.20 (123)	3.46 (159)	6.88 (60)
Guyana	5.72 (116)	4.80 (95)	8.37 (88)	6.29 (124)	6.41 (127)	6.33 (139)	7.09 (55)	5.79 (123)
Haiti	8.50 (5)	2.50 (161)	7.08 (126)	7.47 (69)	6.86 (97)	8.16 (95)	7.94 (22)	4.49 (156)
Honduras	8.84 (3)	3.70 (137)	9.12 (68)	7.22 (82)	6.91 (92)	9.54 (30)	5.13 (132)	6.07 (105)
Hong Kong	8.19 (12)	7.93 (11)	9.63 (15)	9.33 (1)	9.44 (1)	10.00 (1)	9.37 (1)	8.94 (2)
Hungary	5.39 (137)	5.96 (45)	9.74 (8)	7.97 (40)	7.29 (67)	8.71 (74)	6.83 (68)	6.32 (88)

Exhibit 1.3 (continued): Area Economic Freedom Ratings (Rankings) for 2017

	Areas					Components of Area 5		
	1 Size of Government	2 Legal System and Property Rights	3 Sound Money	4 Freedom to trade internationally	5 Regulation	5A Credit market regulations	5B Labor market regulations	5C Business regulations
	Rating (Rank)	Rating (Rank)	Rating (Rank)	Rating (Rank)	Rating (Rank)	Rating (Rank)	Rating (Rank)	Rating (Rank)
Iceland	5.81 (112)	8.38 (5)	9.53 (24)	7.28 (78)	7.68 (44)	7.33 (120)	7.63 (33)	8.07 (15)
India	8.22 (11)	5.17 (80)	8.37 (89)	6.08 (131)	6.69 (108)	6.55 (137)	6.74 (72)	6.78 (64)
Indonesia	8.31 (8)	4.94 (89)	9.68 (12)	6.95 (94)	6.47 (122)	8.20 (93)	4.69 (149)	6.52 (76)
Iran	5.46 (132)	4.58 (104)	8.01 (105)	4.93 (155)	5.60 (148)	6.41 (138)	4.84 (143)	5.54 (137)
Iraq	5.04 (144)	2.78 (158)	7.14 (124)	5.54 (148)	5.52 (151)	4.53 (158)	6.19 (94)	5.85 (120)
Ireland	6.72 (69)	7.51 (17)	9.47 (33)	8.56 (7)	8.39 (11)	9.31 (45)	7.91 (23)	7.94 (20)
Israel	6.47 (82)	6.20 (39)	9.38 (48)	8.22 (23)	7.39 (62)	9.58 (28)	5.38 (121)	7.21 (43)
Italy	6.12 (102)	5.78 (51)	9.40 (46)	8.24 (22)	7.54 (51)	9.60 (27)	6.81 (69)	6.20 (96)
Jamaica	7.46 (30)	5.07 (82)	8.49 (86)	6.84 (97)	7.98 (27)	9.56 (29)	7.94 (21)	6.45 (84)
Japan	5.73 (115)	7.62 (16)	9.52 (25)	8.18 (28)	8.25 (15)	8.69 (75)	8.13 (15)	7.93 (22)
Jordan	7.55 (26)	4.81 (94)	9.49 (29)	7.54 (66)	7.79 (35)	8.72 (73)	7.68 (30)	6.96 (53)
Kazakhstan	7.02 (51)	5.30 (70)	8.89 (76)	6.62 (112)	7.70 (43)	8.93 (65)	7.24 (50)	6.92 (56)
Kenya	7.43 (31)	5.20 (79)	9.23 (63)	6.70 (107)	6.70 (107)	6.67 (133)	7.15 (53)	6.28 (90)
Korea, South	7.04 (49)	6.47 (30)	9.60 (16)	7.59 (62)	7.26 (69)	9.33 (37)	4.84 (144)	7.61 (33)
Kuwait	5.22 (141)	4.98 (88)	8.35 (90)	6.76 (103)	6.72 (106)	9.00 (61)	5.42 (119)	5.74 (125)
Kyrgyz Republic	7.03 (50)	4.26 (115)	9.27 (61)	7.36 (72)	6.68 (109)	8.38 (85)	5.72 (110)	5.95 (115)
Laos	6.27 (94)	5.61 (58)	7.38 (116)	7.54 (65)	6.53 (120)	9.13 (58)	4.82 (145)	5.66 (133)
Latvia	6.78 (66)	6.29 (37)	9.28 (58)	8.36 (14)	7.94 (28)	9.24 (48)	7.54 (37)	7.05 (47)
Lebanon	8.36 (7)	3.84 (134)	9.56 (17)	6.75 (104)	6.36 (130)	6.67 (133)	7.50 (40)	4.90 (151)
Lesotho	5.56 (130)	5.35 (65)	7.73 (110)	6.45 (121)	7.40 (61)	9.67 (22)	6.62 (77)	5.92 (117)
Liberia	7.19 (40)	4.22 (117)	9.03 (74)	6.20 (128)	6.17 (136)	5.67 (150)	6.37 (86)	6.49 (80)
Libya	3.65 (160)	3.58 (140)	6.50 (146)	2.35 (161)	6.16 (137)	8.50 (83)	6.78 (71)	3.20 (161)
Lithuania	7.39 (34)	6.56 (28)	9.22 (65)	8.20 (27)	8.04 (23)	9.67 (22)	6.69 (74)	7.77 (28)
Luxembourg	5.43 (133)	8.34 (6)	9.36 (51)	8.31 (18)	7.88 (31)	9.33 (37)	6.38 (85)	7.94 (21)
Madagascar	7.58 (25)	2.98 (155)	7.63 (112)	6.67 (109)	5.83 (144)	7.39 (118)	4.36 (151)	5.74 (126)
Malawi	5.95 (106)	4.74 (96)	6.98 (130)	6.62 (111)	6.01 (140)	5.33 (152)	6.86 (67)	5.85 (119)
Malaysia	6.44 (83)	5.57 (61)	8.23 (97)	7.79 (51)	8.67 (6)	9.64 (24)	8.04 (18)	8.32 (7)
Mali	5.71 (119)	3.46 (144)	7.30 (119)	6.87 (95)	6.20 (135)	7.70 (108)	5.02 (136)	5.86 (118)
Malta	7.08 (46)	6.45 (31)	9.55 (21)	8.42 (12)	8.34 (14)	10.00 (1)	8.02 (19)	7.01 (49)
Mauritania	5.86 (110)	3.71 (136)	8.05 (104)	6.02 (134)	6.90 (94)	9.17 (55)	5.85 (106)	5.66 (132)
Mauritius	8.05 (16)	6.86 (24)	9.44 (37)	8.48 (8)	7.50 (52)	8.51 (81)	6.41 (83)	7.60 (34)
Mexico	7.90 (18)	4.18 (122)	7.89 (108)	7.64 (57)	7.05 (81)	9.14 (56)	5.57 (116)	6.43 (86)
Moldova	6.38 (85)	4.34 (111)	8.15 (101)	7.48 (68)	6.93 (91)	9.52 (32)	5.06 (134)	6.21 (95)

Exhibit 1.3 (continued): Area Economic Freedom Ratings (Rankings) for 2017

	Areas					Components of Area 5		
	1 Size of Government	2 Legal System and Property Rights	3 Sound Money	4 Freedom to trade internationally	5 Regulation	5A Credit market regulations	5B Labor market regulations	5C Business regulations
	Rating (Rank)	Rating (Rank)	Rating (Rank)	Rating (Rank)	Rating (Rank)	Rating (Rank)	Rating (Rank)	Rating (Rank)
Mongolia	7.86 (20)	5.81 (50)	9.10 (70)	6.73 (105)	7.63 (47)	9.45 (35)	6.81 (70)	6.65 (71)
Montenegro	5.93 (108)	4.89 (91)	8.15 (100)	8.17 (31)	7.04 (83)	6.67 (133)	7.66 (32)	6.78 (63)
Morocco	6.22 (96)	5.56 (62)	7.29 (120)	7.08 (90)	7.27 (68)	8.81 (70)	5.95 (104)	7.07 (46)
Mozambique	5.43 (134)	4.10 (126)	6.94 (133)	6.52 (118)	5.00 (156)	6.33 (139)	3.07 (161)	5.60 (135)
Myanmar	6.81 (64)	3.61 (139)	6.67 (143)	5.21 (150)	5.85 (142)	6.01 (146)	4.95 (141)	6.60 (73)
Namibia	5.71 (120)	6.36 (35)	6.46 (150)	6.48 (120)	7.66 (45)	8.82 (69)	8.19 (13)	5.96 (114)
Nepal	7.22 (38)	4.54 (106)	6.81 (139)	6.63 (110)	7.24 (70)	9.33 (37)	6.39 (84)	6.00 (111)
Netherlands	4.34 (159)	8.11 (8)	9.42 (41)	8.66 (4)	8.06 (21)	8.33 (87)	7.51 (39)	8.34 (6)
New Zealand	6.64 (74)	8.61 (2)	9.51 (27)	8.61 (6)	9.13 (2)	10.00 (1)	8.77 (6)	8.63 (3)
Nicaragua	6.64 (73)	4.43 (109)	9.15 (67)	7.80 (50)	7.01 (84)	9.45 (34)	5.97 (103)	5.61 (134)
Niger	6.24 (95)	3.74 (135)	7.08 (127)	5.57 (146)	6.54 (119)	7.63 (112)	4.26 (152)	7.73 (31)
Nigeria	8.59 (4)	3.32 (145)	8.57 (83)	6.08 (132)	7.75 (37)	8.99 (62)	8.93 (5)	5.34 (142)
North Macedonia	6.74 (68)	4.31 (113)	8.14 (102)	7.89 (45)	8.02 (24)	9.71 (21)	6.98 (57)	7.38 (41)
Norway	4.93 (146)	8.48 (3)	9.55 (19)	7.57 (63)	7.59 (49)	9.33 (37)	5.36 (125)	8.08 (13)
Oman	4.44 (157)	6.18 (40)	8.74 (81)	7.67 (56)	6.77 (102)	6.65 (136)	6.26 (89)	7.41 (37)
Pakistan	7.02 (52)	3.63 (138)	6.67 (142)	5.85 (142)	6.36 (129)	8.09 (98)	4.97 (140)	6.02 (108)
Panama	7.87 (19)	5.17 (81)	9.74 (9)	8.65 (5)	6.87 (95)	9.11 (59)	5.02 (135)	6.47 (82)
Papua New Guinea	6.09 (104)	4.18 (123)	6.47 (149)	7.32 (75)	7.71 (42)	8.37 (86)	8.69 (8)	6.07 (106)
Paraguay	8.30 (9)	3.87 (133)	9.43 (39)	7.32 (74)	6.25 (134)	8.92 (66)	4.12 (155)	5.71 (130)
Peru	7.53 (27)	4.73 (97)	9.72 (10)	8.24 (21)	7.22 (72)	8.52 (80)	6.94 (59)	6.21 (94)
Philippines	8.29 (10)	4.21 (118)	9.52 (26)	7.16 (85)	7.41 (60)	9.23 (50)	6.94 (58)	6.07 (104)
Poland	5.63 (125)	5.78 (52)	9.70 (11)	7.89 (46)	7.19 (75)	7.83 (105)	7.12 (54)	6.62 (72)
Portugal	6.20 (98)	6.84 (25)	9.39 (47)	8.35 (15)	6.81 (100)	7.40 (117)	5.86 (105)	7.16 (44)
Qatar	5.69 (122)	6.14 (41)	8.50 (84)	7.54 (67)	7.46 (56)	8.00 (100)	6.28 (88)	8.11 (11)
Romania	6.99 (54)	6.13 (43)	9.37 (49)	8.43 (10)	7.48 (55)	8.88 (67)	7.43 (42)	6.13 (103)
Russia	6.33 (89)	4.83 (93)	9.31 (56)	6.83 (98)	6.60 (115)	8.22 (92)	5.52 (118)	6.06 (107)
Rwanda	5.25 (140)	6.92 (23)	9.18 (66)	7.11 (88)	7.84 (32)	7.18 (124)	8.28 (12)	8.08 (14)
Saudi Arabia	5.20 (142)	5.30 (69)	8.97 (75)	6.32 (123)	6.82 (99)	6.28 (143)	6.93 (61)	7.23 (42)
Senegal	7.02 (53)	4.28 (114)	7.22 (122)	6.70 (106)	5.63 (147)	7.53 (115)	3.58 (158)	5.78 (124)
Serbia	6.37 (86)	5.03 (86)	8.24 (96)	7.62 (60)	7.17 (77)	8.13 (96)	6.88 (65)	6.52 (75)
Seychelles	6.27 (92)	5.76 (53)	9.09 (71)	7.29 (76)	7.38 (63)	7.88 (103)	7.40 (43)	6.84 (61)
Sierra Leone	6.94 (58)	3.88 (132)	6.54 (145)	6.05 (133)	4.74 (160)	3.67 (160)	5.16 (130)	5.39 (140)
Singapore	7.20 (39)	8.22 (7)	9.85 (3)	9.29 (2)	8.98 (3)	10.00 (1)	7.67 (31)	9.27 (1)

Exhibit 1.3 (continued): Area Economic Freedom Ratings (Rankings) for 2017

	Areas					Components of Area 5		
	1 Size of Government	2 Legal System and Property Rights	3 Sound Money	4 Freedom to trade internationally	5 Regulation	5A Credit market regulations	5B Labor market regulations	5C Business regulations
	Rating (Rank)	Rating (Rank)	Rating (Rank)	Rating (Rank)	Rating (Rank)	Rating (Rank)	Rating (Rank)	Rating (Rank)
Slovak Republic	6.49 (80)	5.68 (56)	9.46 (34)	8.30 (19)	7.59 (48)	9.88 (17)	6.92 (63)	5.98 (112)
Slovenia	5.25 (139)	6.22 (38)	9.41 (44)	7.90 (44)	6.98 (88)	8.33 (87)	6.12 (99)	6.49 (79)
South Africa	5.77 (113)	5.05 (84)	8.17 (99)	6.87 (96)	7.20 (74)	9.18 (54)	6.61 (78)	5.80 (122)
Spain	6.09 (103)	6.76 (27)	9.40 (45)	8.05 (36)	7.46 (57)	9.32 (44)	6.14 (95)	6.92 (57)
Sri Lanka	7.63 (22)	4.91 (90)	7.58 (113)	5.83 (143)	6.91 (93)	7.58 (114)	6.45 (81)	6.68 (68)
Sudan	7.64 (21)	3.03 (154)	4.40 (160)	2.31 (162)	5.95 (141)	6.23 (144)	4.71 (147)	6.92 (58)
Suriname	6.37 (87)	4.69 (100)	7.24 (121)	7.22 (81)	7.73 (40)	8.66 (76)	8.98 (4)	5.55 (136)
Sweden	4.54 (155)	7.75 (15)	9.30 (57)	8.18 (30)	8.05 (22)	9.33 (37)	6.93 (62)	7.87 (24)
Switzerland	7.60 (23)	8.40 (4)	9.93 (1)	7.62 (61)	8.48 (9)	9.33 (37)	7.85 (25)	8.25 (9)
Syria	5.72 (117)	3.24 (147)	5.93 (154)	4.97 (154)	5.37 (153)	5.59 (151)	5.68 (112)	4.85 (153)
Taiwan	7.38 (35)	6.76 (26)	9.75 (7)	7.73 (53)	7.64 (46)	8.08 (99)	6.86 (66)	7.98 (19)
Tajikistan	5.09 (143)	5.04 (85)	7.54 (114)	5.94 (136)	6.63 (114)	7.84 (104)	5.73 (108)	6.31 (89)
Tanzania	6.66 (72)	5.69 (55)	8.27 (94)	6.24 (127)	7.00 (85)	8.76 (72)	6.51 (80)	5.73 (127)
Thailand	6.78 (65)	4.67 (101)	8.59 (82)	7.24 (80)	7.00 (86)	9.30 (46)	4.70 (148)	6.99 (50)
Timor-Leste	4.45 (156)	3.27 (146)	8.11 (103)	7.78 (52)	6.33 (131)	5.20 (153)	7.30 (47)	6.49 (81)
Togo	6.51 (78)	5.24 (73)	6.98 (129)	5.67 (145)	6.63 (112)	8.33 (87)	4.17 (154)	7.40 (39)
Trinidad & Tobago	5.40 (135)	4.56 (105)	9.11 (69)	7.81 (49)	6.60 (116)	6.00 (147)	7.55 (35)	6.25 (92)
Tunisia	5.63 (126)	5.29 (71)	6.90 (134)	6.76 (102)	6.42 (126)	7.22 (122)	5.36 (124)	6.69 (67)
Turkey	6.60 (76)	4.62 (103)	8.85 (78)	7.27 (79)	6.03 (139)	6.30 (141)	4.71 (146)	7.07 (45)
Uganda	7.48 (29)	4.71 (99)	9.35 (53)	7.63 (59)	7.79 (34)	8.50 (82)	8.66 (9)	6.21 (93)
Ukraine	7.16 (43)	4.44 (108)	4.99 (159)	6.78 (100)	6.44 (125)	7.79 (106)	5.13 (133)	6.42 (87)
United Arab Emirates	5.85 (111)	5.67 (57)	9.06 (72)	8.05 (37)	7.24 (71)	6.70 (132)	6.70 (73)	8.31 (8)
United Kingdom	6.21 (97)	7.78 (14)	9.67 (13)	8.43 (11)	8.35 (13)	8.88 (68)	8.38 (10)	7.80 (26)
United States	7.16 (42)	7.44 (18)	9.80 (5)	7.67 (55)	8.86 (5)	9.33 (36)	9.16 (3)	8.10 (12)
Uruguay	6.32 (90)	5.23 (74)	9.04 (73)	7.86 (47)	6.80 (101)	7.37 (119)	6.13 (97)	6.90 (59)
Venezuela	4.58 (154)	1.98 (162)	0.69 (162)	3.18 (159)	2.49 (162)	3.33 (162)	2.11 (162)	2.01 (162)
Vietnam	6.70 (70)	5.00 (87)	6.68 (141)	6.27 (126)	6.73 (104)	8.95 (63)	5.26 (128)	5.96 (113)
Yemen, Republic	7.11 (45)	3.16 (150)	7.96 (107)	5.93 (138)	5.04 (155)	5.00 (155)	6.12 (101)	3.99 (158)
Zambia	6.61 (75)	5.22 (77)	8.80 (79)	7.10 (89)	6.46 (123)	7.52 (116)	5.72 (111)	6.15 (101)
Zimbabwe	5.49 (131)	4.05 (127)	8.42 (87)	3.75 (157)	6.73 (103)	9.10 (60)	6.12 (98)	4.96 (149)

Ratings are shown rounded to the nearest tenth of a point, but the rankings are based on the unrounded ratings.

The EFW Panel Dataset

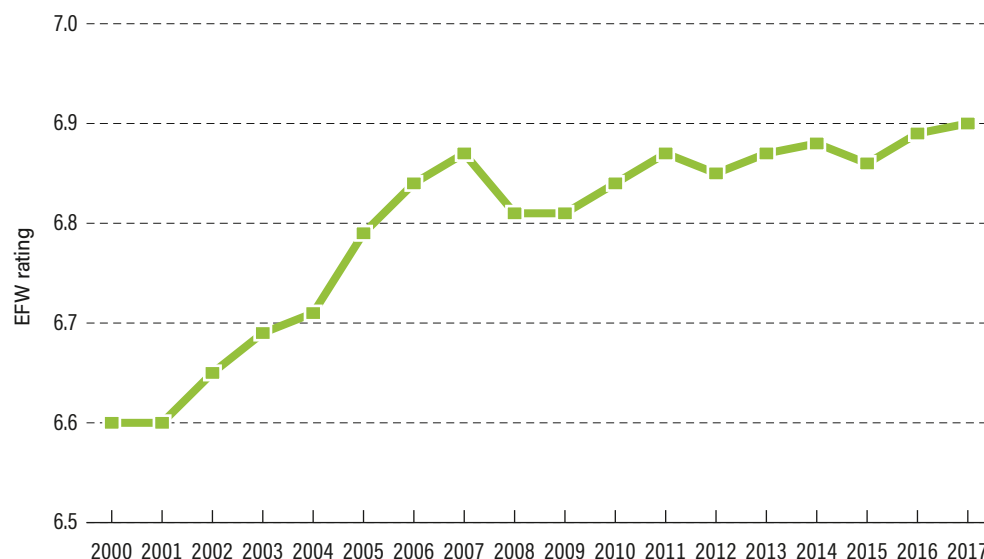
Over the years, the EFW index has become more comprehensive and the available data more complete. As a result, the number and composition of the components for many countries vary across time. This makes it difficult to directly compare index values from earlier periods with later periods. To assist researchers who are interested in a consistent time-series for a particular country and/or longitudinal data for a panel of countries, we previously developed and reported a chain-linked version of the index.

One of the problems with the chain-linked index was that it was limited to just the 123 countries that were available in the chain-link's "base year" of 2000. Beginning with the report of 2017, we have replaced the chain-linked index with the EFW Panel Dataset, which reports area and summary ratings for all countries for which we have a regular EFW index score in any given year.² The EFW Panel Dataset is our best attempt to provide scholars with consistent time-series/longitudinal data.

The EFW Panel Dataset adjusts the regular EFW index in two ways. (1) From the most-recent year annually back to 2000, whenever possible, we estimate any missing data by autoregressively "back-casting" the data, meaning we use actual values in later years to estimate the missing values for earlier years. For example, if a country is missing a data value for a particular component from 2000 to 2004, this method estimates the missing values based on data available in 2005 and thereafter. This approach allows us to have area and summary ratings for up to the entire 162 jurisdictions in the EFW index. (2) For 1970, 1975, 1980, 1985, 1990, and 1995, the index is chain-linked as described in previous editions. That is, using 2000 as the base year, *changes* in a country's scores backward in time are based only on *changes* in components that were present in adjoining years. It should be noted that the EFW Panel Dataset contains area and summary ratings only for those years in which the country received a regular EFW index rating. Because some data for earlier years may have been updated or corrected, researchers are always encouraged to use the data from the most recent annual report to assure the most reliable figures.

The panel dataset provides scholars interested in the longer time trends with the best possible set of data. Previous editions of the *Economic Freedom of the World* have reported the global average from 1980 to present among the set of 102 nations with complete data. For instance, last year's report (p. 17) reported that the average rating increased among developed nations from 6.43 to 7.71 and among developing nations from 4.91 to 6.65 between 1980 and 2016. Most of the increase occurred during the 1980-to-2000 period. Exhibit 1.4 shows the global average for all 123 nations with complete data since 2000. Between 2000 and 2017, the average economic-freedom rating increased to 6.90 from 6.60 units, which is about three-tenths of a standard deviation over this period. While the pace of liberalization has certainly slowed in the 2000s compared to the 1980s and 1990s, these figures confirm that economic liberalization continues in most countries even into the new millennium.

² The EFW Panel Dataset may be found at <<https://www.fraserinstitute.org/economic-freedom/dataset>>.

Exhibit 1.4: Average Economic Freedom Rating, 2000–2017

New countries to consider

The number of countries covered in the EFW index has grown quickly in the last few years. The primary constraint that prevents adding more countries is the availability of data from our third-party data sources. In particular, it is very difficult to add new countries unless they are in both the *Global Competitiveness Report* published by the World Economic Forum and the World Bank's *Doing Business* report, because we rely on those two sources for a large share of our data.

In the last year, we examined the possibility of adding 13 new nations, who were not yet in both of these reports: Afghanistan, Comoros, Djibouti, Eritrea, Kosovo, Maldives, Palestinian Territories, Sao Tome and Principe, Solomon Islands, Somalia, South Sudan, Uzbekistan, and Vanuatu. Though there is *technically* enough data to score them, in the end, it was decided that the quality of data for these nations has not yet reached the level that warrants inclusion in the main EFW index. Exhibit 1.5 nevertheless shows the area and summary EFW index ratings and the summary ranking that each country would have received had they been included in this year's final dataset.

Three nations stand out for additional comment: Kosovo, Palestinian Territories, and Vanuatu, all of which score higher than most would expect. Vanuatu would have earned summary ratings of 8.15 and Kosovo of 8.17, which would be good enough to rank 6th and 7th in the world. While some other former communist nations like Georgia and Estonia score highly on the EFW index, Kosovo's troubled recent history would not seem to be good for the development of such high economic freedom. It also seems odd that Vanuatu, a small island nation in the south Pacific, scored so highly. Palestine's 7.71 would have ranked 28th, higher than all of its neighbors including Israel. In part, we suspect that Palestine's lack of state capacity to do much taxing or regulating could explain the score, but again this seems too high. We plan to continue to examine the availability and quality of the data for these countries, and others, and hope to be able to add more countries in the coming years. We invite comments from readers with expertise in these countries to provide feedback on the perceived accuracy of these scores.

Exhibit 1.5 Area and Summary Ratings for Potential New Countries, 2017

	1 Size of Government	2 Legal System and Property Rights	3 Sound Money	4 Freedom to trade internationally	5 Regulation	Summary Index Rating	Summary Rank
Afghanistan	8.47	2.88	9.50	5.48	7.49	6.76	94
Comoros	5.73	4.66	7.13	7.58	7.66	6.55	113
Djibouti	3.31	4.42	9.76	6.95	7.89	6.46	120
Eritrea	2.00	3.74	6.44	3.74	4.93	4.17	173
Kosovo	7.23	6.25	9.68	8.89	8.67	8.15	7
Maldives	7.03	4.83	9.46	6.97	7.34	7.13	72
Palestinian Territories	7.68	5.60	9.16	8.89	7.23	7.71	28
Sao Tome and Principe	6.47	6.05	9.39	7.30	6.75	7.19	64
Solomon Islands	5.37	5.89	7.20	5.76	8.65	6.57	110
Somalia	7.37	3.60	5.00	6.93	6.83	5.95	145
South Sudan	4.16	3.23	1.67	0.26	4.87	2.84	174
Uzbekistan	7.17	4.49	6.83	4.03	7.03	5.91	146
Vanuatu	8.26	6.85	9.34	8.02	8.37	8.17	6

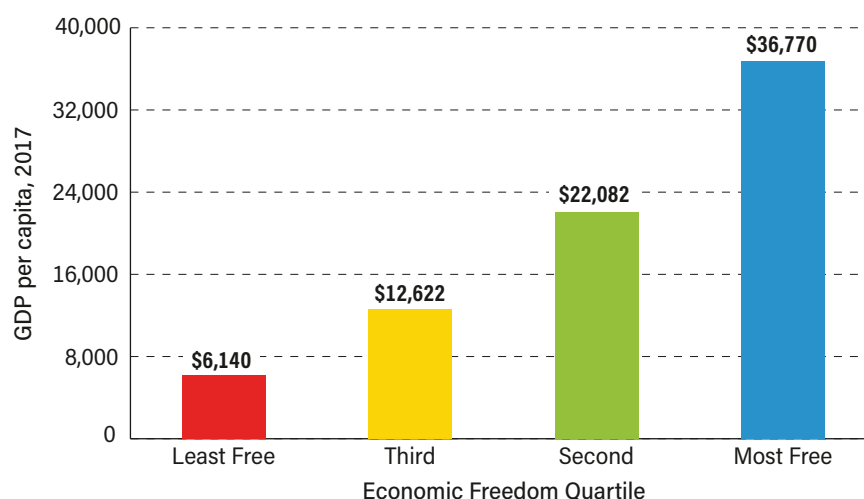
Economic freedom and human progress

As is customary, this chapter concludes with some simple graphs illustrating relationships between economic freedom and various other indicators of human and political progress (Exhibits 1.6–1.14). The graphs use the average of the EFW panel dataset for the period from 1995 to 2017, breaking the data into four quartiles ordered from low to high. Because persistence is important and the impact of economic freedom will be felt over a lengthy time period, it is better to use the average rating over a fairly long time span rather than the current rating to observe the impact of economic freedom on performance.

The graphs begin with the data on the relationship between economic freedom and the level of per-capita GDP. In recent years, numerous scholarly studies have analyzed these relationships in detail and, almost without exception, have found that countries with higher and improving economic freedom grow more rapidly and achieve higher levels of per-capita GDP (Hall and Lawson, 2014). Many of the relationships illustrated in the graphs below reflect the impact of economic freedom as it works through increasing economic income. In other cases, the observed relationships may reflect the fact that some of the variables that influence economic freedom may also influence political factors like trust, honesty in government, and protection of civil liberties. Thus, we are not necessarily arguing that there is a direct causal relation between economic freedom and the variables considered below. In other words, these graphs are no substitute for real, scholarly investigation that controls for other factors. Nonetheless, we believe that the graphs provide some insights into the contrast between the nature and characteristics of market-oriented economies and those dominated by government regulation and planning. At the very least, these figures suggest potentially fruitful areas for future research.

Exhibit 1.6: Economic Freedom and Income per Capita

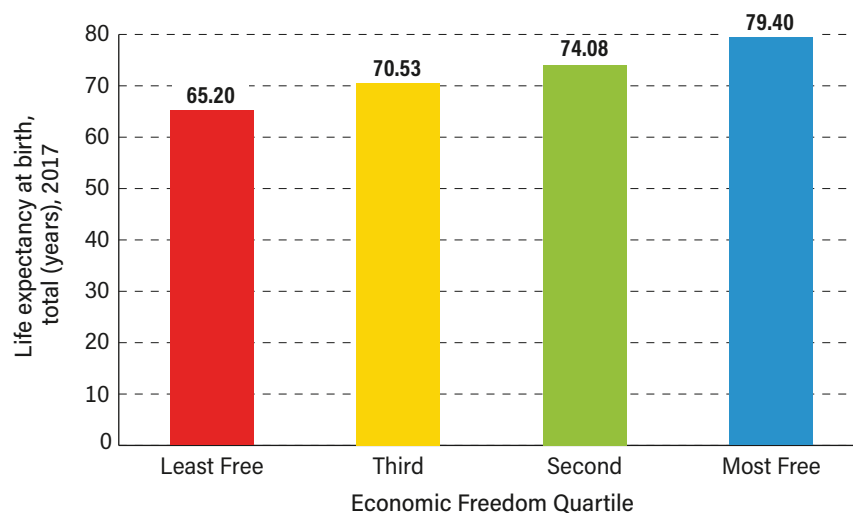
Countries with greater economic freedom have substantially higher per-capita incomes.



Note: Income = GDP per capita, (constant PPP US\$), 2017.
Sources: Average Economic Freedom Panel Score, 1995–2017; World Bank, 2017, *World Development Indicators*.

Exhibit 1.7: Economic Freedom and Life Expectancy

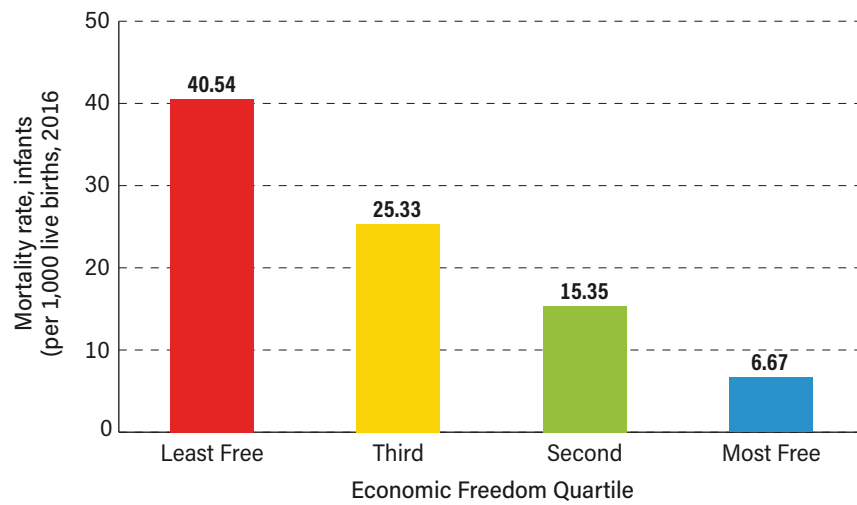
Life expectancy is over 14 years longer in countries with the most economic freedom than in countries with the least.



Sources: Average Economic Freedom Panel Score, 1995–2017; World Bank, 2017, *World Development Indicators*.

Exhibit 1.8: Economic Freedom and Infant Mortality Rate

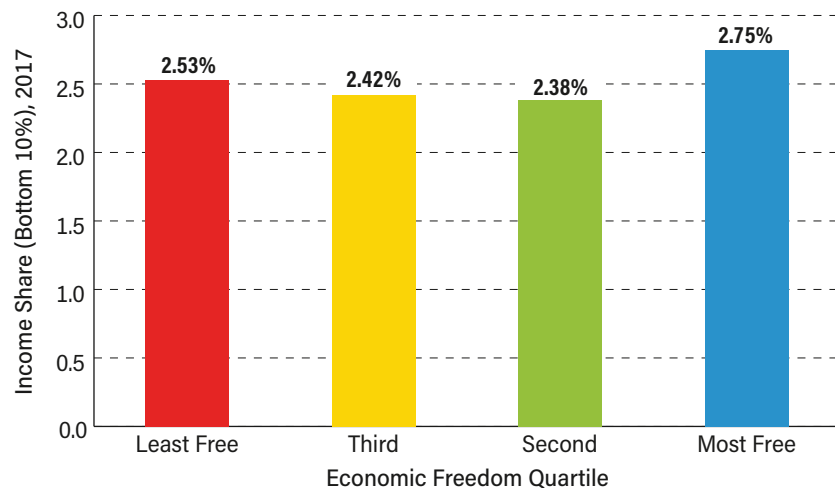
The infant mortality rate is almost seven times higher in nations in the lowest quartile of economic freedom compared to nations in the highest quartile.



Sources: Average Economic Freedom Panel Score, 1995–2017; World Bank, 2017, *World Development Indicators*.

Exhibit 1.9: Economic Freedom and the Income Share of the Poorest 10%

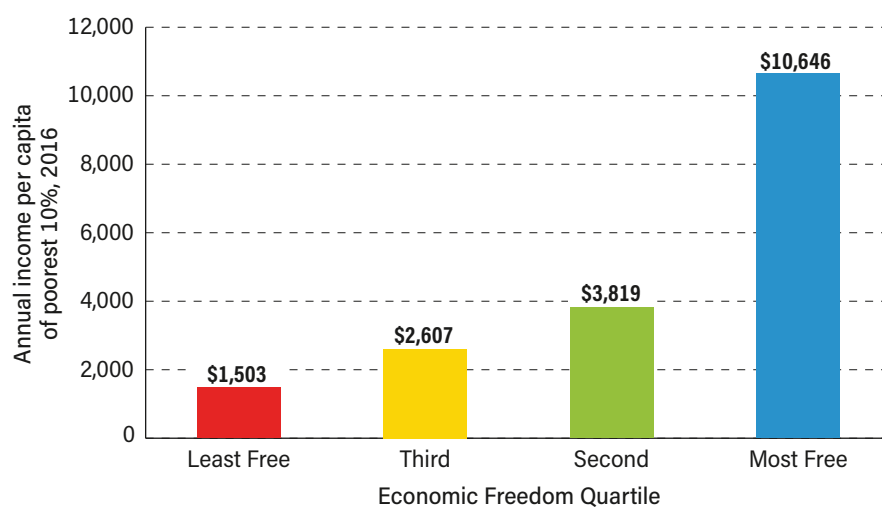
The share of income earned by the poorest 10% of the population is unrelated to economic freedom.



Sources: Average Economic Freedom Panel Score, 1995–2017; World Bank, 2017, *World Development Indicators*.

Exhibit 1.10: Economic Freedom and the Income Earned by the Poorest 10%

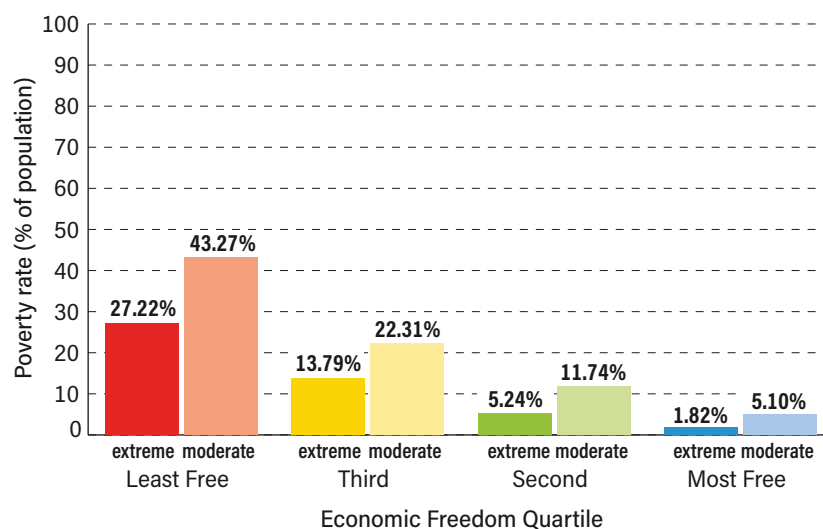
The amount of income, as opposed to the share, earned by the poorest 10% of the population is much higher in countries with higher economic freedom.



Note: Annual income per capita of poorest 10% (constant PPP US\$), 2016.
Sources: Average Economic Freedom Panel Score, 1995–2017; World Bank, 2017, *World Development Indicators*.

Exhibit 1.11: Economic Freedom and Extreme and Moderate Poverty Rates

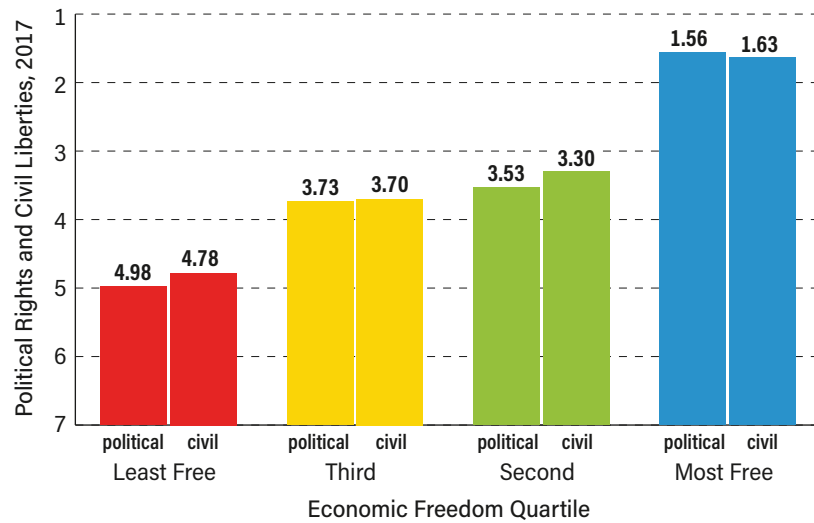
Extreme and moderate poverty are lower in countries with more economic freedom.



Note: The **extreme** poverty rate is the percentage of a country's population that lives on **\$1.90** per day; the **moderate** poverty rate is the percentage that lives **\$3.20** per day, in 2011 constant PPP-adjusted dollars.
Sources: Average Economic Freedom Panel Score, 1995–2017; World Bank, 2017, *World Development Indicators*; for details, see Connors, 2011.

Exhibit 1.12: Economic Freedom and Political Rights and Civil Liberties

Greater economic freedom is associated with more political rights and civil liberties.

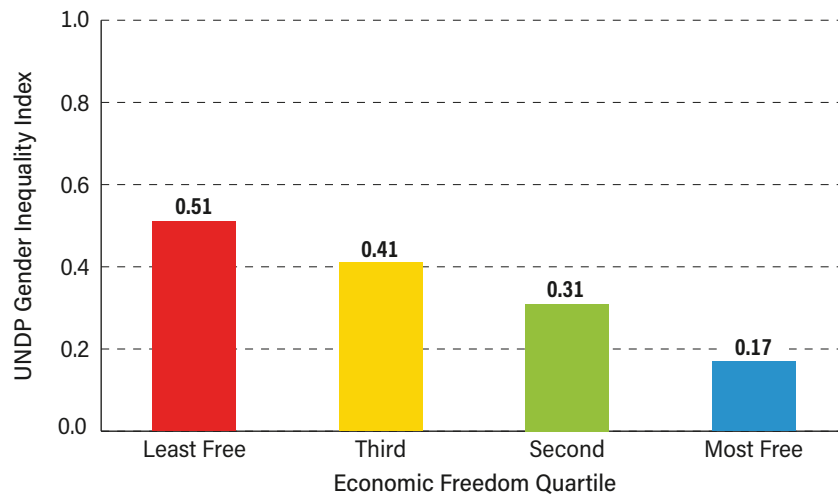


Note: **Political rights** and **civil liberties** are measured on a scale from 1 to 7: 1 = the highest degree of political rights and civil liberties; 7 = the lowest.

Sources: Average Economic Freedom Panel Score, 1995–2017; Freedom House, 2017, *Freedom in the World 2017*.

Exhibit 1.13: Economic Freedom and the UN Gender Inequality Index

Men and women tend to fare equally in countries with greater economic freedom

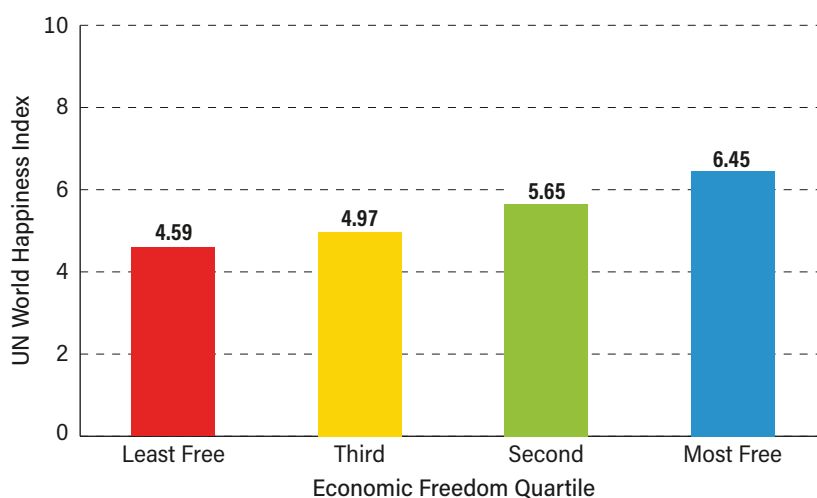


Note: "The Gender Inequality Index (GII) reflects gender-based disadvantage in three dimensions—reproductive health, empowerment and the labour market—for as many countries as data of reasonable quality allow ... It ranges from 0, where women and men fare equally, to 1, where one gender fares as poorly as possible in all measured dimensions." Data are for 2015.

Sources: Average Economic Freedom Panel Score, 1995–2017; United Nations Development Programme, 2016, *Table 5: Gender Inequality Index*.

Exhibit 1.14: Economic Freedom and the UN World Happiness Index

People in countries with greater economic freedom tend to be happier about their lives.



Note: "The rankings are based on answers to the main life evaluation question ... This is called the Cantril ladder: it asks respondents to think of a ladder, with the best possible life for them being a 10, and the worst possible life being a 0. They are then asked to rate their own current lives on that 0 to 10 scale." Data are for 2015.

Sources: *Average Economic Freedom Panel Score, 1995–2017*; United Nations, 2016, *World Happiness Report 2016 Update*.

References

- Block, Walter E., ed. (1991). *Economic Freedom: Toward a Theory of Measurement*. Proceedings of an International Symposium (Volume 2). Fraser Institute.
- Connors, Joseph (2011). *Global Poverty: The Role of Economic Freedom, Democracy, and Foreign Aid*. Doctoral dissertation, Department of Economics, Florida State University.
- Coppedge, Michael, John Gerring, Carl Henrik Knutsen, Staffan I. Lindberg, Svend-Erik Skaaning, Jan Teorell, David Altman, Michael Bernhard, M. Steven Fish, Agnes Cornell, Sirianne Dahlum, Haakon Gjerløw, Adam Glynn, Allen Hicken, Joshua Krusell, Anna Lührmann, Kyle L. Marquardt, Kelly McMann, Valeriya Mechkova, Juraj Medzihorsky, Moa Olin, Pamela Paxton, Daniel Pemstein, Josefine Pernes, Johannes von Römer, Brigitte Seim, Rachel Sigman, Jeffrey Staton, Natalia Stepanova, Aksel Sundström, Eitan Tzelgov, Yi-ting Wang, Tore Wig, Steven Wilson, and Daniel Ziblatt (2018). *V-Dem Dataset - Version 8*. Varieties of Democracy (V-Dem) [project]. <<https://doi.org/10.23696/vdemcy18>>.
- Easton, Stephen T., and Michael A. Walker, eds. (1992). *Rating Global Economic Freedom*. Fraser Institute.
- Gwartney, James, Robert Lawson, and Walter Block (1996). *Economic Freedom of the World: 1975–1995*. Fraser Institute.
- Hall, Joshua, and Robert Lawson (2014). Economic Freedom of the World: An Accounting of the Literature. *Contemporary Economic Policy* 32, 1: 1–19.
- Walker, Michael A., ed. (1988). *Freedom, Democracy, and Economic Welfare*. Proceedings of an International Symposium (Volume 1). Fraser Institute.
- World Bank (2015). *Women, Business and the Law 2016: Getting to Equal*. World Bank.

Chapter 2 Country Data Tables

This chapter presents detailed data on the components used in constructing the EFW index for the 162 jurisdictions included in this edition of the report.¹ For each country for which data were available, we present the overall EFW index rating and the rank of that country for the years 1980, 1990, 2000, 2005, 2010, 2015, and 2017. Like all the ratings in the index, these are values out of 10; 10 is the highest possible rating and zero (0) is the lowest. A higher rating indicates a greater degree of economic freedom. Ratings are also available for many countries for 1970, 1975, 1985, 1995, 2001 to 2004, 2006 to 2009, and 2011 to 2014, and 2016 but these data are not shown in the tables because of limited space. See <www.fraserinstitute.org/economic-freedom/dataset> for full data.

Reading the tables

The top row shows the country's summary rating for each year and, in parentheses, its overall rank. In the rows below, titles on the left in bold face indicate the five areas of economic freedom that are combined to generate an overall score. The cells to their right give the rating for that area for each year. Underneath each area title are the titles of the components and sub-components that are combined to generate that area's score. In these rows the scores for each year are presented, where data are available. Shown in italic beside some scores are the actual data used to derive that particular component rating. For some countries, data for other components for certain years may be reported even though there were insufficient data to compute area or summary ratings. A more complete description of each component, including the methodology used to calculate the ratings, can be found in the Appendix: Explanatory Notes and Data Sources (pp. 225–237).

Gender Disparity Index

The row titled *Gender Disparity Index* is a composite index that employs over 40 variables (fewer are available in earlier years) to measure legal discrimination against women and is used to adjust the ratings of Area 2 (“Gender Disparity Adjustment”). For details, see Chapter 3: Adjusting for Gender Disparity in Economic Freedom and Why It Matters, pp. 189–211 in *Economic Freedom of the World: 2017 Annual Report*.

For researchers—EFW Panel Dataset

The EFW Panel Dataset is not reported in the following tables but is available on <www.fraserinstitute.org/economic-freedom/dataset>. See page 15 (in Chapter 1) for an explanation of the EFW Panel Dataset.

¹ Note that the official names of two countries have changed: Macedonia is now North Macedonia and Swaziland is now Eswatini. The alphabetic order of countries in the Country Data Tables has been adjusted accordingly.

Albania

	1980	1990	2000	2005	2010	2015	2017
	Rating (Rank)	Rating (Rank)	Rating (Rank)	Rating (Rank)	Rating (Rank)	Rating (Rank)	Rating (Rank)
Summary Ratings (Rank)		4.23 (96)	6.56 (74)	6.97 (64)	7.37 (39)	7.64 (32)	7.67 (30)
	Rating (Data)	Rating (Data)	Rating (Data)	Rating (Data)	Rating (Data)	Rating (Data)	Rating (Data)
1. Size of Government	3.85	2.80	7.76	8.03	7.84	7.90	7.53
A. Government consumption	7.70 (13.81)	4.87 (23.44)	9.10 (9.07)	8.99 (9.42)	8.09 (12.5)	8.19 (12.17)	8.08 (12.53)
B. Transfers and subsidies		3.51 (24.3)	7.80 (8.57)	9.66 (1.73)	7.39 (10.09)	7.51 (9.64)	7.34 (10.25)
C. Government enterprises and investment			6.00 (26.7)	8.00 (19.45)	7.00 (22.3)	8.00 (15.94)	8.00 (15.94)
D. Top marginal tax rate				5.50	8.50	8.00	8.00
(i) Top marginal income tax rate				9.00 (25)	10.00 (10)	9.00 (23)	9.00 (23)
(ii) Top marginal income and payroll tax rate				2.00 (51)	7.00 (32)	7.00 (34)	7.00 (34)
E. State Ownership of Assets	0.00	0.00	8.15	8.00	8.22	7.83	6.22
2. Legal System and Property Rights		5.12	5.40	4.71	5.26	5.00	5.06
A. Judicial independence				2.38	3.29	2.75	2.48
B. Impartial courts			4.31	2.66	4.51	2.97	3.10
C. Protection of property rights		4.60		3.36	4.05	4.23	4.57
D. Military interference in rule of law and politics			6.67	8.33	8.33	8.33	8.33
E. Integrity of the legal system		6.70	3.33	3.68	4.17	4.17	4.17
F. Legal enforcement of contracts			5.17	5.17	5.36	4.39	4.39
G. Regulatory costs of the sale of real property			8.02	8.06	5.46	6.39	6.62
H. Reliability of police				4.91	5.86	6.72	6.82
I. Business costs of crime				4.64	7.17	6.28	6.22
<i>Gender Disparity Adjustment</i>	0.96	0.96	0.96	0.96	0.96	0.95	0.95
3. Sound Money		6.54	7.40	9.64	9.73	9.59	9.65
A. Money growth			9.57 (2.16)	9.50 (2.5)	9.86 (0.71)	9.29 (3.54)	9.25 (3.73)
B. Standard deviation of inflation		9.62 (0.95)	5.03 (12.43)	9.53 (1.16)	9.75 (0.62)	9.43 (1.43)	9.74 (0.65)
C. Inflation: most recent year		10.00 (0)	9.99 (0.05)	9.53 (2.37)	9.29 (3.55)	9.62 (1.89)	9.60 (1.99)
D. Freedom to own foreign currency bank accounts	0.00	0.00	5.00	10.00	10.00	10.00	10.00
4. Freedom to Trade Internationally			5.88	6.33	7.25	8.11	8.34
A. Tariffs			6.11	8.24	8.45	8.86	9.01
(i) Revenue from trade taxes (% of trade sector)			5.14 (7.29)	8.14 (2.79)	8.57 (2.14)	9.31 (1.03)	9.64 (0.54)
(ii) Mean tariff rate			6.60 (17)	8.74 (6.3)	9.00 (5)	9.24 (3.8)	9.28 (3.6)
(iii) Standard deviation of tariff rates			6.60 (8.5)	7.83 (5.42)	7.78 (5.55)	8.02 (4.94)	8.10 (4.75)
B. Regulatory trade barriers				4.89	6.86	7.42	7.71
(i) Non-tariff trade barriers				4.41	6.28	5.44	6.01
(ii) Compliance costs of importing and exporting				5.36	7.45	9.41	9.41
C. Black-market exchange rates	0.00	0.00	10.00	10.00	10.00	10.00	10.00
D. Controls of the movement of capital and people	0.00	0.00	1.54	2.19	3.68	6.16	6.66
(i) Foreign ownership / investment restrictions				5.02	6.41	5.55	6.31
(ii) Capital controls	0.00	0.00	1.54	1.54	4.62	4.62	5.38
(iii) Freedom of foreigners to visit				0.00	0.00	8.30	8.30
5. Regulation		2.47	6.34	6.16	6.79	7.59	7.77
A. Credit market regulations		0.00	5.36	7.70	7.04	9.21	9.72
(i) Ownership of banks		0.00	2.00	5.00	5.00	10.00	10.00
(ii) Private sector credit			6.45	9.10	6.12	7.63	9.15
(iii) Interest rate controls / negative real interest rates		0.00	9.00	9.00	10.00	10.00	10.00
B. Labor market regulations			7.31	5.97	7.14	6.83	6.94
(i) Hiring regulations and minimum wage			5.60	5.60	5.57	5.57	5.57
(ii) Hiring and firing regulations				6.69	6.11	5.03	5.37
(iii) Centralized collective bargaining				7.74	6.86	6.09	6.40
(iv) Hours regulations			8.00	8.00	8.00	8.00	8.00
(v) Mandated cost of worker dismissal			5.64	4.81	6.30	6.30	6.30
(vi) Conscription	0.00	0.00	10.00	3.00	10.00	10.00	10.00
C. Business regulations				4.82	6.20	6.73	6.65
(i) Administrative requirements				2.66	5.68	6.08	6.27
(ii) Bureaucracy costs				0.99	6.52	6.00	6.67
(iii) Starting a business			8.21	8.40	9.54	9.73	9.72
(iv) Extra payments / bribes / favoritism				4.94	4.78	4.19	4.05
(v) Licensing restrictions				4.63	4.83	7.32	6.03
(vi) Cost of tax compliance			7.31	7.31	5.84	7.07	7.18

Algeria

	1980	1990	2000	2005	2010	2015	2017
	Rating (Rank)	Rating (Rank)	Rating (Rank)	Rating (Rank)	Rating (Rank)	Rating (Rank)	Rating (Rank)
Summary Ratings (Rank)	3.44 (98)	3.03 (110)	4.64 (118)	5.51 (129)	5.13 (148)	4.80 (158)	4.77 (159)
	Rating (Data)	Rating (Data)	Rating (Data)	Rating (Data)	Rating (Data)	Rating (Data)	Rating (Data)
1. Size of Government	2.91	3.09	4.26	4.28	3.68	3.20	3.58
A. Government consumption	4.65 (24.19)	5.19 (22.35)	4.53 (24.6)	3.90 (26.74)	1.94 (33.4)	1.61 (34.52)	2.71 (30.8)
B. Transfers and subsidies			8.41 (6.32)	8.63 (5.52)	8.19 (7.14)	7.82 (8.51)	7.82 (8.51)
C. Government enterprises and investment	4.00 (32.5)	4.00 (30.4)	4.00 (37.8)	2.00 (48.4)	2.00 (41.55)	0.00 (57.52)	0.00 (57.52)
D. Top marginal tax rate						4.50	4.50
(i) Top marginal income tax rate						7.00 (35)	7.00 (35)
(ii) Top marginal income and payroll tax rate						2.00 (53)	2.00 (53)
E. State Ownership of Assets	0.09	0.09	0.09	2.57	2.57	2.07	2.86
2. Legal System and Property Rights	3.06	2.92	3.02	4.73	3.84	4.55	4.73
A. Judicial independence				4.57	2.54	4.07	4.26
B. Impartial courts			3.84	5.11	3.28	4.16	4.32
C. Protection of property rights	4.00	3.20		5.80	3.47	4.39	4.80
D. Military interference in rule of law and politics			0.00	5.00	5.00	4.17	4.17
E. Integrity of the legal system	3.30	3.30	3.33	5.00	5.00	5.00	5.00
F. Legal enforcement of contracts			4.39	4.39	4.39	4.51	4.39
G. Regulatory costs of the sale of real property			6.57	6.57	6.76	6.63	6.63
H. Reliability of police				6.89	4.56	6.09	6.10
I. Business costs of crime				4.58	4.94	6.00	6.74
<i>Gender Disparity Adjustment</i>	0.63	0.67	0.67	0.78	0.73	0.82	0.83
3. Sound Money	5.23	4.50	7.00	7.51	7.17	6.85	7.34
A. Money growth	8.35 (8.24)	9.35 (3.25)	7.95 (10.26)	7.84 (10.81)	8.35 (8.25)	7.03 (-14.87)	6.99 (-15.05)
B. Standard deviation of inflation	7.70 (5.75)	5.53 (11.17)	5.14 (12.16)	7.52 (6.2)	6.13 (9.67)	6.34 (9.14)	8.50 (3.76)
C. Inflation: most recent year	4.87 (25.66)	3.12 (34.4)	9.93 (0.34)	9.67 (1.64)	9.22 (3.91)	9.04 (4.78)	8.88 (5.59)
D. Freedom to own foreign currency bank accounts	0.00	0.00	5.00	5.00	5.00	5.00	5.00
4. Freedom to Trade Internationally	2.55	1.69	5.35	5.98	5.79	4.01	2.77
A. Tariffs	7.66	5.08	4.95	6.95	6.91	6.84	6.89
(i) Revenue from trade taxes (% of trade sector)			6.36 (5.46)	8.21 (2.69)	8.61 (2.08)	8.48 (2.28)	8.48 (2.28)
(ii) Mean tariff rate	7.66 (11.7)	5.08 (24.6)	5.08 (24.6)	6.84 (15.8)	6.28 (18.6)	6.24 (18.8)	6.24 (18.8)
(iii) Standard deviation of tariff rates			3.40 (16.5)	5.81 (10.47)	5.83 (10.42)	5.79 (10.53)	5.94 (10.15)
B. Regulatory trade barriers			7.00	6.35	5.89	2.14	2.62
(i) Non-tariff trade barriers				5.16	4.73	4.29	4.77
(ii) Compliance costs of importing and exporting			7.00	7.53	7.05	0.00	0.47
C. Black-market exchange rates	0.00	0.00	7.78	7.93	8.57	5.56	0.00
D. Controls of the movement of capital and people	0.00	0.00	1.67	2.69	1.79	1.49	1.59
(i) Foreign ownership / investment restrictions				6.07	4.27	3.36	3.66
(ii) Capital controls	0.00	0.00	1.67	0.91	0.00	0.00	0.00
(iii) Freedom of foreigners to visit				1.10	1.11	1.11	1.11
5. Regulation		2.93	3.55	5.06	5.16	5.38	5.41
A. Credit market regulations	0.00	0.87	2.26	4.45	5.67	5.19	5.10
(i) Ownership of banks	0.00	0.00	0.00	0.00	0.00	0.00	0.00
(ii) Private sector credit		1.74	1.78	3.34	10.00	5.57	5.30
(iii) Interest rate controls / negative real interest rates			5.00	10.00	7.00	10.00	10.00
B. Labor market regulations			4.83	5.16	4.99	5.28	5.42
(i) Hiring regulations and minimum wage			4.40	5.60	5.57	5.57	5.57
(ii) Hiring and firing regulations			4.00	4.35	4.74	3.78	4.14
(iii) Centralized collective bargaining			5.17	5.59	4.91	5.55	6.05
(iv) Hours regulations			6.00	6.00	6.00	6.00	6.00
(v) Mandated cost of worker dismissal			8.42	8.42	7.76	7.76	7.76
(vi) Conscription	5.00	1.00	1.00	1.00	1.00	3.00	3.00
C. Business regulations				5.58	4.81	5.66	5.72
(i) Administrative requirements				3.31	2.10	3.75	3.72
(ii) Bureaucracy costs				3.74	3.33	1.56	1.78
(iii) Starting a business			8.86	8.94	8.97	9.24	9.32
(iv) Extra payments / bribes / favoritism				5.66	3.20	3.60	3.77
(v) Licensing restrictions				6.90	6.29	8.80	8.69
(vi) Cost of tax compliance			4.94	4.94	4.94	7.03	7.03

Angola

	1980	1990	2000	2005	2010	2015	2017
	Rating (Rank)	Rating (Rank)	Rating (Rank)	Rating (Rank)	Rating (Rank)	Rating (Rank)	Rating (Rank)
Summary Ratings (Rank)				3.79 (139)	5.38 (144)	5.61 (142)	4.83 (158)
	Rating (Data)	Rating (Data)	Rating (Data)	Rating (Data)	Rating (Data)	Rating (Data)	Rating (Data)
1. Size of Government				3.62	5.74	7.30	6.76
A. Government consumption				2.59 (31.2)	3.91 (26.7)	4.78 (23.74)	6.34 (18.44)
B. Transfers and subsidies				8.58 (5.71)	7.96 (7.98)	8.89 (4.59)	8.89 (4.59)
C. Government enterprises and investment				0.00 (62.5)	4.00 (30.13)	10.00 (14.46)	6.00 (27.86)
D. Top marginal tax rate					9.50	9.50	9.50
(i) Top marginal income tax rate					10.00 (17)	10.00 (17)	10.00 (17)
(ii) Top marginal income and payroll tax rate					9.00 (25)	9.00 (25)	9.00 (25)
E. State Ownership of Assets	1.05	1.49	4.06	3.32	3.32	3.32	3.07
2. Legal System and Property Rights				3.15	3.67	2.96	2.95
A. Judicial independence				3.08	2.36	1.84	1.44
B. Impartial courts				2.92	2.51	1.97	1.66
C. Protection of property rights				4.11	2.85	2.51	3.30
D. Military interference in rule of law and politics				3.33	3.33	3.33	3.33
E. Integrity of the legal system				5.00	5.00	4.17	4.17
F. Legal enforcement of contracts				2.30	2.30	2.30	2.30
G. Regulatory costs of the sale of real property				1.35	5.47	5.42	5.49
H. Reliability of police				3.84	4.23	3.02	3.36
I. Business costs of crime				2.40	5.62	4.29	4.29
<i>Gender Disparity Adjustment</i>	0.56	1.00	1.00	1.00	0.96	0.85	0.81
3. Sound Money				1.26	5.57	6.89	5.57
A. Money growth				0.00 (53.88)	5.12 (24.41)	9.05 (4.74)	9.44 (2.8)
B. Standard deviation of inflation				0.00 (40.17)	5.06 (12.36)	5.55 (11.14)	4.19 (14.52)
C. Inflation: most recent year				5.05 (24.76)	7.11 (14.47)	7.94 (10.28)	3.66 (31.69)
D. Freedom to own foreign currency bank accounts				0.00	5.00	5.00	5.00
4. Freedom to Trade Internationally				6.22	6.19	5.15	3.21
A. Tariffs				8.39	8.24	6.99	7.07
(i) Revenue from trade taxes (% of trade sector)				9.35 (0.97)	8.89 (1.67)	8.99 (1.51)	9.24 (1.14)
(ii) Mean tariff rate				8.48 (7.6)	8.54 (7.3)	7.72 (11.4)	7.72 (11.4)
(iii) Standard deviation of tariff rates				7.35 (6.62)	7.28 (6.79)	4.25 (14.36)	4.25 (14.36)
B. Regulatory trade barriers				4.02	4.02	1.57	3.72
(i) Non-tariff trade barriers				6.67	4.71	3.13	4.93
(ii) Compliance costs of importing and exporting				1.38	3.33	0.00	2.51
C. Black-market exchange rates				10.00	10.00	10.00	0.00
D. Controls of the movement of capital and people				2.46	2.50	2.04	2.04
(i) Foreign ownership / investment restrictions				5.83	5.20	2.95	2.95
(ii) Capital controls				1.54	2.31	3.08	3.08
(iii) Freedom of foreigners to visit				0.00	0.00	0.11	0.11
5. Regulation				4.70	5.71	5.73	5.66
A. Credit market regulations				6.67	8.67	7.73	6.73
(i) Ownership of banks				5.00	8.00	5.00	5.00
(ii) Private sector credit			10.00	10.00	10.00	9.19	9.19
(iii) Interest rate controls / negative real interest rates				5.00	8.00	9.00	6.00
B. Labor market regulations				3.99	4.01	4.56	5.37
(i) Hiring regulations and minimum wage				3.30	3.33	8.90	10.00
(ii) Hiring and firing regulations				4.39	4.17	2.66	4.40
(iii) Centralized collective bargaining				7.62	6.28	5.17	7.21
(iv) Hours regulations				4.00	4.00	4.00	4.00
(v) Mandated cost of worker dismissal				4.62	6.26	6.63	6.63
(vi) Conscription				0.00	0.00	0.00	0.00
C. Business regulations				3.46	4.47	4.90	4.88
(i) Administrative requirements				2.17	1.76	2.76	2.40
(ii) Bureaucracy costs				0.46	3.48	1.56	1.33
(iii) Starting a business				3.09	6.49	8.56	8.70
(iv) Extra payments / bribes / favoritism				4.88	2.89	2.17	1.95
(v) Licensing restrictions				3.18	5.36	7.61	8.10
(vi) Cost of tax compliance				6.95	6.84	6.78	6.78

Argentina

	1980	1990	2000	2005	2010	2015	2017
	Rating (Rank)	Rating (Rank)	Rating (Rank)	Rating (Rank)	Rating (Rank)	Rating (Rank)	Rating (Rank)
Summary Ratings (Rank)	4.23 (79)	4.50 (91)	7.38 (36)	5.99 (106)	5.72 (136)	5.06 (153)	5.67 (146)
	Rating (Data)	Rating (Data)	Rating (Data)	Rating (Data)	Rating (Data)	Rating (Data)	Rating (Data)
1. Size of Government	6.00	6.35	8.00	7.53	6.46	5.69	5.71
A. Government consumption	6.91 (16.5)	8.53 (11)	6.88 (16.62)	6.98 (16.26)	6.14 (19.14)	5.43 (21.54)	5.39 (21.68)
B. Transfers and subsidies	7.49 (9.7)	8.17 (7.2)	7.74 (8.8)	7.93 (8.08)	6.12 (14.74)	6.05 (15)	6.31 (14.05)
C. Government enterprises and investment	4.00 (39.5)	4.00 (30)	10.00 (6.44)	10.00 (11.03)	8.00	6.00 (29.04)	6.00 (29.04)
D. Top marginal tax rate	6.00	4.00	7.00	5.00	5.00	4.00	4.00
(i) Top marginal income tax rate	6.00 (45)	7.00 (35)	8.00 (35)	7.00 (35)	7.00 (35)	7.00 (35)	7.00 (35)
(ii) Top marginal income and payroll tax rate		1.00 (57)	6.00 (36-43)	3.00 (46)	3.00 (49)	1.00 (58)	1.00 (58)
E. State Ownership of Assets	5.59	7.02	8.39	7.74	7.05	6.99	6.85
2. Legal System and Property Rights	3.97	5.70	5.24	4.22	4.23	3.82	3.98
A. Judicial independence			3.17	1.96	2.63	3.03	3.59
B. Impartial courts			5.18	2.62	2.61	2.89	2.96
C. Protection of property rights	5.20	5.30	3.72	3.18	2.92	3.66	4.38
D. Military interference in rule of law and politics			6.67	7.22	7.50	7.50	7.50
E. Integrity of the legal system	3.30	8.30	8.33	5.00	4.17	3.33	3.33
F. Legal enforcement of contracts			5.02	5.02	5.02	4.12	3.63
G. Regulatory costs of the sale of real property			6.74	6.74	6.70	6.86	6.86
H. Reliability of police				3.11	3.17	3.28	3.70
I. Business costs of crime				3.16	4.11	4.15	4.13
<i>Gender Disparity Adjustment</i>	0.89	0.89	0.89	1.00	0.96	0.77	0.79
3. Sound Money	2.50	2.50	9.71	5.44	6.59	6.46	6.47
A. Money growth	0.00 (90.34)	0.00 (441.58)	9.50 (-2.48)	3.33 (33.35)	7.53 (12.34)	5.18 (24.1)	5.01 (24.94)
B. Standard deviation of inflation	0.00 (119.77)	0.00 (1198.84)	9.52 (1.2)	5.37 (11.56)	9.14 (2.16)	5.92 (10.2)	6.02 (9.94)
C. Inflation: most recent year	0.00 (92.02)	0.00 (2064.19)	9.81 (-0.94)	8.07 (9.64)	4.68 (26.6)	4.72 (26.38)	4.86 (25.7)
D. Freedom to own foreign currency bank accounts	10.00	10.00	10.00	5.00	5.00	10.00	10.00
4. Freedom to Trade Internationally	4.62	4.40	7.62	6.42	6.13	3.78	6.55
A. Tariffs	4.05	3.19	7.47	6.49	5.59	6.01	6.60
(i) Revenue from trade taxes (% of trade sector)	3.67 (9.5)	3.40 (9.9)	7.92 (3.12)	5.58 (6.62)	3.51 (9.73)	4.71 (7.93)	6.66 (5.01)
(ii) Mean tariff rate	4.44 (27.8)	5.90 (20.5)	7.48 (12.6)	7.88 (10.6)	7.48 (12.6)	7.28 (13.6)	7.26 (13.7)
(iii) Standard deviation of tariff rates		0.28 (24.3)	7.00 (7.5)	6.00 (10)	5.77 (10.58)	6.03 (9.93)	5.89 (10.28)
B. Regulatory trade barriers			6.43	5.69	5.33	4.60	4.89
(i) Non-tariff trade barriers			6.18	3.81	2.58	4.04	4.63
(ii) Compliance costs of importing and exporting			6.67	7.57	8.08	5.16	5.16
C. Black-market exchange rates	9.80	10.00	10.00	10.00	10.00	0.00	10.00
D. Controls of the movement of capital and people	0.00	0.00	6.58	3.49	3.59	4.51	4.70
(i) Foreign ownership / investment restrictions			9.31	5.88	5.36	4.78	5.36
(ii) Capital controls	0.00	0.00	3.85	0.00	0.77	0.77	0.77
(iii) Freedom of foreigners to visit				4.60	4.65	7.97	7.97
5. Regulation	4.09	3.58	6.34	6.31	5.21	5.55	5.65
A. Credit market regulations	4.45	3.70	7.32	8.27	5.24	6.76	6.09
(i) Ownership of banks	5.00	5.00	5.00	5.00	5.00	5.00	5.00
(ii) Private sector credit	8.34	6.09	6.95	9.80	5.72	5.29	4.26
(iii) Interest rate controls / negative real interest rates	0.00	0.00	10.00	10.00	5.00	10.00	9.00
B. Labor market regulations	3.73	3.46	5.09	5.12	5.36	4.97	5.13
(i) Hiring regulations and minimum wage			4.42	5.60	3.90	1.67	2.77
(ii) Hiring and firing regulations		3.00	5.28	2.50	2.82	2.26	2.21
(iii) Centralized collective bargaining	5.18	5.18	4.83	4.60	2.91	3.35	3.31
(iv) Hours regulations	5.01	4.66	6.01	8.00	10.00	10.00	10.00
(v) Mandated cost of worker dismissal			0.00	0.00	2.52	2.52	2.52
(vi) Conscription	1.00	1.00	10.00	10.00	10.00	10.00	10.00
C. Business regulations			6.62	5.54	5.02	4.92	5.72
(i) Administrative requirements			6.78	2.48	2.43	2.05	2.49
(ii) Bureaucracy costs			7.50	7.09	5.30	4.44	7.11
(iii) Starting a business			8.83	8.87	9.04	9.10	9.59
(iv) Extra payments / bribes / favoritism			5.07	4.98	3.20	2.60	3.26
(v) Licensing restrictions				4.91	4.81	5.35	5.35
(vi) Cost of tax compliance			4.92	4.92	5.35	5.98	6.51

Armenia

	1980	1990	2000	2005	2010	2015	2017
	Rating (Rank)	Rating (Rank)	Rating (Rank)	Rating (Rank)	Rating (Rank)	Rating (Rank)	Rating (Rank)
Summary Ratings (Rank)				7.37 (42)	7.56 (27)	7.67 (29)	7.70 (27)
	Rating (Data)	Rating (Data)	Rating (Data)	Rating (Data)	Rating (Data)	Rating (Data)	Rating (Data)
1. Size of Government			5.84	8.07	8.21	7.53	7.40
A. Government consumption				8.16 (12.26)	7.72 (13.75)	7.54 (14.38)	7.19 (15.54)
B. Transfers and subsidies				8.33 (6.62)	8.05 (7.67)	7.75 (8.76)	7.31 (10.39)
C. Government enterprises and investment			4.00	6.00	8.00 (18.3)	8.00 (16.59)	8.00 (15.69)
D. Top marginal tax rate				8.50	9.00	5.00	5.00
(i) Top marginal income tax rate				9.00	10.00 (20)	5.00 (36)	5.00 (36)
(ii) Top marginal income and payroll tax rate				8.00	8.00 (26)	5.00 (36)	5.00 (36)
E. State Ownership of Assets		2.75	7.69	9.36	8.27	9.34	9.51
2. Legal System and Property Rights				5.56	5.56	5.78	5.86
A. Judicial independence				2.11	3.01	3.60	4.03
B. Impartial courts				2.97	3.88	4.04	4.24
C. Protection of property rights				5.53	4.62	5.48	5.79
D. Military interference in rule of law and politics				5.83	5.83	5.83	5.83
E. Integrity of the legal system				5.00	5.00	5.00	5.00
F. Legal enforcement of contracts				7.16	5.99	5.20	5.20
G. Regulatory costs of the sale of real property				9.79	9.77	9.80	9.83
H. Reliability of police				4.63	4.10	5.68	5.84
I. Business costs of crime				7.00	7.82	7.37	7.01
<i>Gender Disparity Adjustment</i>	1.00	1.00	1.00	1.00	1.00	1.00	1.00
3. Sound Money				9.21	9.18	9.48	9.48
A. Money growth				7.56 (12.2)	9.64 (1.82)	9.54 (2.32)	8.56 (7.22)
B. Standard deviation of inflation				9.41 (1.48)	8.72 (3.21)	9.13 (2.16)	9.54 (1.15)
C. Inflation: most recent year				9.87 (0.64)	8.36 (8.18)	9.25 (3.73)	9.81 (0.97)
D. Freedom to own foreign currency bank accounts				10.00	10.00	10.00	10.00
4. Freedom to Trade Internationally				7.08	7.61	8.22	8.20
A. Tariffs				7.71	8.90	8.68	8.63
(i) Revenue from trade taxes (% of trade sector)				9.37 (0.95)	9.15 (1.28)	8.87 (1.7)	9.00 (1.5)
(ii) Mean tariff rate				9.40 (3)	9.44 (2.8)	8.78 (6.1)	8.80 (6)
(iii) Standard deviation of tariff rates				4.36 (14.1)	8.11 (4.73)	8.39 (4.03)	8.08 (4.8)
B. Regulatory trade barriers				5.16	6.60	7.30	7.36
(i) Non-tariff trade barriers				5.31	5.25	6.14	5.69
(ii) Compliance costs of importing and exporting				5.00	7.95	8.47	9.03
C. Black-market exchange rates				10.00	10.00	10.00	10.00
D. Controls of the movement of capital and people				5.44	4.95	6.91	6.83
(i) Foreign ownership / investment restrictions				6.76	5.42	5.33	5.11
(ii) Capital controls				8.46	8.33	5.38	5.38
(iii) Freedom of foreigners to visit				1.10	1.11	10.00	10.00
5. Regulation				6.95	7.24	7.36	7.54
A. Credit market regulations				9.55	8.83	9.00	9.26
(i) Ownership of banks				10.00	10.00	10.00	10.00
(ii) Private sector credit				9.66	7.50	6.99	7.79
(iii) Interest rate controls / negative real interest rates				9.00	9.00	10.00	10.00
B. Labor market regulations				6.05	6.55	6.32	6.41
(i) Hiring regulations and minimum wage				6.70	6.67	5.57	6.67
(ii) Hiring and firing regulations				5.15	6.31	6.01	5.74
(iii) Centralized collective bargaining				7.64	7.36	7.37	6.82
(iv) Hours regulations				8.00	10.00	10.00	10.00
(v) Mandated cost of worker dismissal				8.79	8.99	8.99	9.25
(vi) Conscription				0.00	0.00	0.00	0.00
C. Business regulations				5.25	6.33	6.78	6.95
(i) Administrative requirements				3.04	4.12	4.57	4.63
(ii) Bureaucracy costs				2.93	6.36	5.78	6.22
(iii) Starting a business				9.36	9.71	9.86	9.88
(iv) Extra payments / bribes / favoritism				5.19	3.85	4.40	4.58
(v) Licensing restrictions				7.47	9.53	9.55	9.32
(vi) Cost of tax compliance			0.00	3.49	4.40	6.49	7.06

Australia

	1980	1990	2000	2005	2010	2015	2017
	Rating (Rank)	Rating (Rank)	Rating (Rank)	Rating (Rank)	Rating (Rank)	Rating (Rank)	Rating (Rank)
Summary Ratings (Rank)	6.95 (12)	7.85 (10)	8.30 (9)	8.18 (9)	8.12 (5)	8.03 (9)	8.07 (9)
	Rating (Data)	Rating (Data)	Rating (Data)	Rating (Data)	Rating (Data)	Rating (Data)	Rating (Data)
1. Size of Government	5.57	5.98	6.82	6.94	7.17	6.77	6.96
A. Government consumption	4.93 (23.23)	5.20 (22.33)	4.79 (23.7)	4.72 (23.95)	4.36 (25.18)	4.71 (23.99)	4.54 (24.58)
B. Transfers and subsidies	7.38 (10.1)	7.22 (10.7)	7.09 (11.17)	6.80 (12.26)	6.80 (12.23)	6.66 (12.74)	6.84 (12.09)
C. Government enterprises and investment	6.00 (28.4)	6.00 (25.2)	10.00 (13.03)	10.00 (10.62)	10.00 (14.2)	10.00 (12.55)	10.00 (14.7)
D. Top marginal tax rate	2.00	3.00	3.00	4.00	5.50	5.00	5.50
(i) Top marginal income tax rate	2.00 (62)	3.00 (49)	3.00 (47)	4.00 (47)	6.00 (45)	5.00 (47)	6.00 (45)
(ii) Top marginal income and payroll tax rate		3.00 (49)	3.00 (49)	4.00 (49)	5.00 (47)	5.00 (49)	5.00 (47)
E. State Ownership of Assets	7.52	8.48	9.19	9.19	9.19	7.47	7.92
2. Legal System and Property Rights	7.26	7.86	8.87	8.48	8.09	7.99	7.92
A. Judicial independence			9.52	8.80	8.53	8.73	8.68
B. Impartial courts			9.69	8.31	6.62	5.94	5.69
C. Protection of property rights	7.00	8.60	8.27	8.97	7.59	8.09	8.16
D. Military interference in rule of law and politics			10.00	10.00	10.00	10.00	10.00
E. Integrity of the legal system	10.00	10.00	10.00	9.79	9.17	9.17	9.17
F. Legal enforcement of contracts			6.23	6.23	6.16	6.16	6.03
G. Regulatory costs of the sale of real property			8.39	8.33	8.26	8.21	8.17
H. Reliability of police				8.07	8.24	8.76	8.62
I. Business costs of crime				7.82	8.19	6.89	6.79
<i>Gender Disparity Adjustment</i>	1.00	1.00	1.00	1.00	1.00	1.00	1.00
3. Sound Money	9.00	9.15	9.40	9.44	9.47	9.36	9.46
A. Money growth	8.57 (7.17)	8.06 (9.7)	9.19 (4.04)	8.61 (6.94)	9.13 (4.37)	8.82 (5.88)	8.95 (5.23)
B. Standard deviation of inflation	9.40 (1.51)	9.19 (2.02)	9.31 (1.72)	9.68 (0.79)	9.33 (1.67)	8.92 (2.7)	9.27 (1.83)
C. Inflation: most recent year	8.03 (9.84)	9.35 (3.26)	9.10 (4.48)	9.47 (2.67)	9.43 (2.85)	9.70 (1.51)	9.61 (1.95)
D. Freedom to own foreign currency bank accounts	10.00	10.00	10.00	10.00	10.00	10.00	10.00
4. Freedom to Trade Internationally	6.38	8.15	8.31	7.48	7.52	7.59	7.56
A. Tariffs	7.35	6.46	8.43	8.43	8.83	8.97	8.84
(i) Revenue from trade taxes (% of trade sector)	7.60 (3.6)	7.93 (3.1)	9.06 (1.41)	8.97 (1.55)	9.25 (1.13)	8.90 (1.65)	8.71 (1.93)
(ii) Mean tariff rate	7.10 (14.5)	7.16 (14.2)	8.84 (5.8)	9.14 (4.3)	9.44 (2.8)	9.50 (2.5)	9.50 (2.5)
(iii) Standard deviation of tariff rates		4.28 (14.3)	7.40 (6.5)	7.17 (7.07)	7.80 (5.49)	8.50 (3.75)	8.31 (4.23)
B. Regulatory trade barriers			8.70	8.18	8.28	7.46	7.55
(i) Non-tariff trade barriers			8.07	7.44	7.65	6.50	6.67
(ii) Compliance costs of importing and exporting			9.33	8.91	8.91	8.42	8.42
C. Black-market exchange rates	9.80	10.00	10.00	10.00	10.00	10.00	10.00
D. Controls of the movement of capital and people	2.00	8.00	6.11	3.32	2.97	3.92	3.86
(i) Foreign ownership / investment restrictions			9.14	7.57	7.26	7.02	6.85
(ii) Capital controls	2.00	8.00	3.08	2.31	1.54	4.62	4.62
(iii) Freedom of foreigners to visit				0.10	0.11	0.11	0.11
5. Regulation	6.53	8.12	8.12	8.55	8.37	8.46	8.47
A. Credit market regulations	8.38	9.68	10.00	10.00	9.40	9.58	9.64
(i) Ownership of banks	8.00	10.00	10.00	10.00	10.00	10.00	10.00
(ii) Private sector credit	7.14	9.03	10.00	10.00	8.21	8.75	8.91
(iii) Interest rate controls / negative real interest rates	10.00	10.00	10.00	10.00	10.00	10.00	10.00
B. Labor market regulations		6.56	6.24	8.36	7.74	7.66	7.72
(i) Hiring regulations and minimum wage			4.55	10.00	8.90	8.90	8.90
(ii) Hiring and firing regulations		4.50	3.08	4.60	4.14	3.56	3.75
(iii) Centralized collective bargaining	5.18	5.18	5.52	5.93	5.44	5.56	5.75
(iv) Hours regulations			4.68	10.00	10.00	10.00	10.00
(v) Mandated cost of worker dismissal			9.63	9.63	7.93	7.93	7.93
(vi) Conscription	10.00	10.00	10.00	10.00	10.00	10.00	10.00
C. Business regulations			8.13	7.29	7.98	8.13	8.05
(i) Administrative requirements			6.73	3.49	3.64	3.98	3.82
(ii) Bureaucracy costs			6.20	5.32	9.39	10.00	9.56
(iii) Starting a business			9.91	9.92	9.93	9.91	9.91
(iv) Extra payments / bribes / favoritism			9.01	8.94	7.64	6.97	7.24
(v) Licensing restrictions				7.29	8.50	9.09	8.94
(vi) Cost of tax compliance			8.80	8.80	8.78	8.82	8.82

Austria

	1980	1990	2000	2005	2010	2015	2017
	Rating (Rank)	Rating (Rank)	Rating (Rank)	Rating (Rank)	Rating (Rank)	Rating (Rank)	Rating (Rank)
Summary Ratings (Rank)	6.48 (19)	7.04 (22)	8.10 (12)	7.94 (15)	7.73 (17)	7.74 (24)	7.71 (26)
	Rating (Data)	Rating (Data)	Rating (Data)	Rating (Data)	Rating (Data)	Rating (Data)	Rating (Data)
1. Size of Government	3.30	3.53	5.46	5.71	5.44	5.58	5.66
A. Government consumption	4.46 (24.82)	4.40 (25.03)	4.16 (25.86)	4.58 (24.44)	4.07 (26.16)	3.69 (27.44)	3.76 (27.23)
B. Transfers and subsidies	4.11 (22.1)	4.03 (22.4)	2.93 (26.44)	2.84 (26.78)	2.02 (29.78)	3.10 (25.82)	3.44 (24.59)
C. Government enterprises and investment	2.00 (44.5)	2.00 (42)	10.00 (10.2)	10.00 (12.68)	10.00 (14.91)	10.00 (12.98)	10.00 (13.05)
D. Top marginal tax rate	2.00	2.00	2.00	3.50	3.50	3.50	3.50
(i) Top marginal income tax rate	2.00 (62)	4.00 (50)	4.00 (50)	4.00 (50)	4.00 (50)	4.00 (50)	4.00 (55)
(ii) Top marginal income and payroll tax rate		0.00 (62)	0.00 (66)	3.00 (54)	3.00 (54)	3.00 (54)	3.00 (59)
E. State Ownership of Assets	3.93	5.21	8.23	7.63	7.63	7.62	7.61
2. Legal System and Property Rights	8.04	8.35	8.76	8.68	8.08	8.02	7.93
A. Judicial independence			9.02	8.15	7.57	7.29	7.68
B. Impartial courts			9.02	8.56	6.51	6.19	5.56
C. Protection of property rights	9.20	10.00	8.65	9.08	8.23	8.19	8.18
D. Military interference in rule of law and politics			10.00	10.00	10.00	10.00	10.00
E. Integrity of the legal system	10.00	10.00	10.00	10.00	10.00	10.00	10.00
F. Legal enforcement of contracts			6.70	6.70	6.38	6.22	6.22
G. Regulatory costs of the sale of real property			7.92	7.92	8.09	8.10	8.10
H. Reliability of police				8.63	8.21	8.63	8.46
I. Business costs of crime				9.04	7.74	7.51	7.19
<i>Gender Disparity Adjustment</i>	1.00	1.00	1.00	1.00	1.00	1.00	1.00
3. Sound Money	8.40	9.63	9.63	9.55	9.64	9.62	9.42
A. Money growth	9.97 (-0.17)	9.46 (2.69)	9.18 (4.1)	8.77 (6.15)	9.19 (4.06)	8.76 (6.2)	8.22 (8.88)
B. Standard deviation of inflation	9.64 (0.9)	9.75 (0.63)	9.80 (0.5)	9.91 (0.23)	9.74 (0.64)	9.89 (0.28)	9.87 (0.32)
C. Inflation: most recent year	9.00 (5)	9.31 (3.45)	9.53 (2.35)	9.54 (2.3)	9.64 (1.81)	9.82 (0.9)	9.58 (2.08)
D. Freedom to own foreign currency bank accounts	5.00	10.00	10.00	10.00	10.00	10.00	10.00
4. Freedom to Trade Internationally	6.87	7.64	9.11	8.15	7.91	8.12	8.09
A. Tariffs	8.61	7.92	9.18	8.39	8.34	8.36	8.23
(i) Revenue from trade taxes (% of trade sector)	9.53 (0.7)	9.53 (0.7)	9.78 (0.33)	9.59 (0.62)	9.63 (0.55)	9.10 (1.35)	9.00 (1.5)
(ii) Mean tariff rate	7.68 (11.6)	8.26 (8.7)	9.52 (2.4)	9.46 (2.7)	8.98 (5.1)	8.98 (5.1)	8.98 (5.1)
(iii) Standard deviation of tariff rates		5.96 (10.1)	8.24 (4.4)	6.13 (9.67)	6.41 (8.98)	7.00 (7.5)	6.70 (8.26)
B. Regulatory trade barriers			9.15	8.39	7.93	8.18	8.24
(i) Non-tariff trade barriers			8.80	7.84	6.77	6.40	6.52
(ii) Compliance costs of importing and exporting			9.50	8.93	9.08	9.96	9.96
C. Black-market exchange rates	10.00	10.00	10.00	10.00	10.00	10.00	10.00
D. Controls of the movement of capital and people	2.00	5.00	8.11	5.80	5.35	5.95	5.91
(i) Foreign ownership / investment restrictions			9.30	7.93	6.57	7.02	6.90
(ii) Capital controls	2.00	5.00	6.92	3.08	3.08	3.08	3.08
(iii) Freedom of foreigners to visit				6.40	6.42	7.74	7.74
5. Regulation	5.79	6.05	7.54	7.62	7.58	7.39	7.45
A. Credit market regulations	6.96	7.46	9.75	9.75	8.92	9.13	9.24
(i) Ownership of banks	5.00	5.00	10.00	10.00	8.00	8.00	8.00
(ii) Private sector credit	7.88	7.39	9.24	9.26	8.77	9.38	9.71
(iii) Interest rate controls / negative real interest rates	8.00	10.00	10.00	10.00	10.00	10.00	10.00
B. Labor market regulations	4.63	4.63	4.85	5.91	6.33	5.55	5.62
(i) Hiring regulations and minimum wage			4.56	8.90	10.00	8.90	8.90
(ii) Hiring and firing regulations		4.82	3.05	4.25	4.26	3.33	3.56
(iii) Centralized collective bargaining	4.49	4.49	3.50	2.77	2.71	2.08	2.23
(iv) Hours regulations	4.40	4.22	5.18	6.70	8.00	6.00	6.00
(v) Mandated cost of worker dismissal			9.81	9.81	10.00	10.00	10.00
(vi) Conscription	5.00	5.00	3.00	3.00	3.00	3.00	3.00
C. Business regulations			8.03	7.21	7.49	7.49	7.50
(i) Administrative requirements			7.53	4.27	4.21	4.45	4.17
(ii) Bureaucracy costs			7.43	5.54	8.48	8.89	9.33
(iii) Starting a business			8.83	8.85	8.88	9.28	9.24
(iv) Extra payments / bribes / favoritism			8.27	8.92	7.65	6.46	6.42
(v) Licensing restrictions				7.61	7.65	7.30	7.30
(vi) Cost of tax compliance			8.09	8.09	8.09	8.53	8.53

Azerbaijan

	1980	1990	2000	2005	2010	2015	2017
	Rating (Rank)	Rating (Rank)	Rating (Rank)	Rating (Rank)	Rating (Rank)	Rating (Rank)	Rating (Rank)
Summary Ratings (Rank)				5.96 (110)	5.95 (129)	6.33 (113)	6.34 (116)
	Rating (Data)	Rating (Data)	Rating (Data)	Rating (Data)	Rating (Data)	Rating (Data)	Rating (Data)
1. Size of Government			3.85	4.80	4.25	4.95	4.84
A. Government consumption				6.00 (19.61)	4.12 (26)	6.48 (17.96)	6.86 (16.68)
B. Transfers and subsidies			7.09 (11.19)	7.09 (11.19)	8.26 (6.88)	7.37 (10.16)	7.94 (8.07)
C. Government enterprises and investment			0.00	2.00	0.00 (65.42)	0.00 (77.11)	0.00 (77.11)
D. Top marginal tax rate				5.00	5.00	6.50	6.50
(i) Top marginal income tax rate				7.00 (35)	7.00 (35)	9.00 (25)	9.00 (25)
(ii) Top marginal income and payroll tax rate				3.00 (49)	3.00 (49)	4.00 (41)	4.00 (41)
E. State Ownership of Assets		2.98	4.46	3.89	3.89	4.41	2.89
2. Legal System and Property Rights				5.65	5.74	5.32	5.49
A. Judicial independence				2.98	4.05	4.44	5.68
B. Impartial courts				3.40	4.23	5.02	5.86
C. Protection of property rights				4.39	4.73	5.40	6.32
D. Military interference in rule of law and politics				6.67	5.83	5.00	5.00
E. Integrity of the legal system				6.04	5.83	5.83	5.83
F. Legal enforcement of contracts				7.33	7.55	7.25	7.25
G. Regulatory costs of the sale of real property				8.85	9.73	9.77	9.86
H. Reliability of police				5.75	4.64	5.45	6.17
I. Business costs of crime				7.44	7.14	7.58	7.28
<i>Gender Disparity Adjustment</i>	0.92	0.92	0.92	0.92	0.92	0.72	0.67
3. Sound Money				7.25	6.25	7.31	6.85
A. Money growth				8.57 (7.17)	7.01 (14.97)	9.70 (1.5)	9.19 (4.07)
B. Standard deviation of inflation				7.77 (5.58)	4.14 (14.66)	5.36 (11.59)	5.79 (10.51)
C. Inflation: most recent year				7.68 (11.59)	8.87 (5.67)	9.17 (4.17)	7.42 (12.9)
D. Freedom to own foreign currency bank accounts				5.00	5.00	5.00	5.00
4. Freedom to Trade Internationally				5.92	6.48	7.11	7.29
A. Tariffs				6.91	8.13	7.94	7.98
(i) Revenue from trade taxes (% of trade sector)					9.39 (0.92)	9.03 (1.45)	9.04 (1.43)
(ii) Mean tariff rate				7.92 (10.4)	8.22 (8.9)	8.18 (9.1)	8.20 (9)
(iii) Standard deviation of tariff rates				5.89 (10.27)	6.80 (8.01)	6.61 (8.46)	6.69 (6.69)
B. Regulatory trade barriers				3.51	4.47	6.61	7.09
(i) Non-tariff trade barriers				4.38	4.59	5.59	5.96
(ii) Compliance costs of importing and exporting				2.64	4.36	7.64	8.21
C. Black-market exchange rates				10.00	10.00	10.00	10.00
D. Controls of the movement of capital and people				3.25	3.33	3.90	4.09
(i) Foreign ownership / investment restrictions				6.68	5.38	5.66	6.23
(ii) Capital controls				3.08	4.62	4.62	4.62
(iii) Freedom of foreigners to visit				0.00	0.00	1.44	1.44
5. Regulation				6.19	7.04	6.98	7.22
A. Credit market regulations				7.33	8.00	7.57	8.00
(i) Ownership of banks				5.00	5.00	5.00	5.00
(ii) Private sector credit			6.52	7.99	10.00	8.72	10.00
(iii) Interest rate controls / negative real interest rates				9.00	9.00	9.00	9.00
B. Labor market regulations				6.51	6.69	6.40	6.20
(i) Hiring regulations and minimum wage				6.70	8.33	8.33	8.33
(ii) Hiring and firing regulations				7.78	7.24	5.84	6.14
(iii) Centralized collective bargaining				7.60	7.82	7.45	7.24
(iv) Hours regulations				8.00	8.00	8.00	6.00
(v) Mandated cost of worker dismissal				7.96	7.76	7.76	8.50
(vi) Conscription				1.00	1.00	1.00	1.00
C. Business regulations				4.74	6.42	6.96	7.46
(i) Administrative requirements				3.96	4.48	5.52	6.07
(ii) Bureaucracy costs				5.89	6.52	6.44	6.22
(iii) Starting a business				8.27	9.72	9.89	9.87
(iv) Extra payments / bribes / favoritism				4.65	3.46	4.50	5.35
(v) Licensing restrictions				5.67	6.85	7.60	9.02
(vi) Cost of tax compliance			1.53	0.00	7.48	7.81	8.22

Bahamas

	1980	1990	2000	2005	2010	2015	2017
	Rating (Rank)	Rating (Rank)	Rating (Rank)	Rating (Rank)	Rating (Rank)	Rating (Rank)	Rating (Rank)
Summary Ratings (Rank)	6.28 (23)	6.44 (33)	6.66 (66)	7.38 (41)	7.39 (38)	7.35 (51)	7.25 (58)
	Rating (Data)	Rating (Data)	Rating (Data)	Rating (Data)	Rating (Data)	Rating (Data)	Rating (Data)
1. Size of Government	8.45	8.51	7.79	8.06	8.19	8.29	8.10
A. Government consumption	6.81 (16.85)	7.18 (15.6)	5.18 (22.4)	6.46 (18.04)	6.80 (16.87)	7.11 (15.82)	7.04 (16.05)
B. Transfers and subsidies	10.00 (0.5)	9.86 (1)	8.97 (4.29)	8.78 (4.96)	8.97 (4.28)	9.04 (4.02)	8.34 (6.58)
C. Government enterprises and investment	7.00 (24.2)	7.00 (24.2)	7.00	7.00	7.00	7.00	7.00
D. Top marginal tax rate	10.00	10.00	10.00	10.00	10.00	10.00	10.00
(i) Top marginal income tax rate	10.00 (0)	10.00 (0)	10.00 (0)	10.00 (0)	10.00 (0)	10.00 (0)	10.00 (0)
(ii) Top marginal income and payroll tax rate			10.00 (5-9)	10.00 (5-9)	10.00 (10)	10.00 (9)	10.00 (9)
E. State Ownership of Assets							
2. Legal System and Property Rights		5.55	6.18	8.24	6.39	6.80	6.52
A. Judicial independence			5.00				
B. Impartial courts			7.07	7.90	6.80	6.60	5.90
C. Protection of property rights		5.90	3.00				
D. Military interference in rule of law and politics			10.00	10.00	10.00	10.00	10.00
E. Integrity of the legal system		6.70	6.67	7.50	7.50	7.50	6.67
F. Legal enforcement of contracts					5.49	4.70	4.60
G. Regulatory costs of the sale of real property					3.06	6.15	6.28
H. Reliability of police							
I. Business costs of crime							
Gender Disparity Adjustment	0.95	0.95	0.95	0.95	0.95	0.95	0.95
3. Sound Money	6.25	7.02	6.87	6.82	7.30	6.78	6.88
A. Money growth	8.43 (7.84)	9.38 (3.08)	8.05 (9.74)	8.61 (6.95)	9.93 (0.34)	8.69 (6.57)	8.86 (5.7)
B. Standard deviation of inflation	8.58 (3.54)	9.32 (1.7)	9.64 (0.9)	8.97 (2.57)	9.53 (1.18)	8.81 (2.99)	8.96 (2.61)
C. Inflation: most recent year	8.00 (10.01)	9.37 (3.16)	9.79 (1.04)	9.68 (1.59)	9.73 (1.34)	9.63 (1.87)	9.70 (1.52)
D. Freedom to own foreign currency bank accounts	0.00	0.00	0.00	0.00	0.00	0.00	0.00
4. Freedom to Trade Internationally	3.44	3.67	4.96	6.34	6.35	6.71	6.54
A. Tariffs	4.32	3.60	3.33	4.26	3.27	3.33	3.35
(i) Revenue from trade taxes (% of trade sector)	4.60 (8.1)	3.60 (9.6)	3.67 (9.5)	4.14 (8.79)	4.04 (8.94)	4.50 (8.25)	4.79 (7.82)
(ii) Mean tariff rate	4.04 (29.8)		3.00 (35)	3.96 (30.2)	2.82 (35.9)	3.22 (33.9)	3.36 (33.2)
(iii) Standard deviation of tariff rates				4.68 (13.29)	2.96 (17.59)	2.27 (19.32)	1.90 (20.25)
B. Regulatory trade barriers					7.76	8.11	7.41
(i) Non-tariff trade barriers							6.71
(ii) Compliance costs of importing and exporting					7.76	8.11	8.11
C. Black-market exchange rates	6.00	7.40	10.00	10.00	10.00	10.00	10.00
D. Controls of the movement of capital and people	0.00	0.00	1.54	4.77	4.37	5.38	5.38
(i) Foreign ownership / investment restrictions							
(ii) Capital controls	0.00	0.00	1.54	1.54	0.77	0.77	0.77
(iii) Freedom of foreigners to visit				8.00	7.97	10.00	10.00
5. Regulation	6.98	7.45	7.51	7.42	8.72	8.17	8.22
A. Credit market regulations	8.62	9.84	10.00	9.78	9.21	8.62	8.62
(i) Ownership of banks	10.00	10.00	10.00	10.00	10.00	10.00	10.00
(ii) Private sector credit	7.86	9.53	10.00	9.33	7.62	5.87	5.87
(iii) Interest rate controls / negative real interest rates	8.00	10.00	10.00	10.00	10.00	10.00	10.00
B. Labor market regulations					8.86	8.36	8.36
(i) Hiring regulations and minimum wage					8.90	8.90	8.90
(ii) Hiring and firing regulations							
(iii) Centralized collective bargaining							
(iv) Hours regulations					10.00	8.00	8.00
(v) Mandated cost of worker dismissal					6.55	6.55	6.55
(vi) Conscription	10.00	10.00	10.00	10.00	10.00	10.00	10.00
C. Business regulations					8.10	7.52	7.69
(i) Administrative requirements							
(ii) Bureaucracy costs					6.21	5.56	5.78
(iii) Starting a business					8.92	9.17	9.19
(iv) Extra payments / bribes / favoritism							
(v) Licensing restrictions					7.91	7.98	7.98
(vi) Cost of tax compliance					9.35	7.39	7.79

Bahrain

	1980	1990	2000	2005	2010	2015	2017
	Rating (Rank)	Rating (Rank)	Rating (Rank)	Rating (Rank)	Rating (Rank)	Rating (Rank)	Rating (Rank)
Summary Ratings (Rank)	7.12 (11)	6.45 (32)	7.34 (38)	6.87 (69)	7.26 (50)	7.11 (66)	7.35 (50)
	Rating (Data)	Rating (Data)	Rating (Data)	Rating (Data)	Rating (Data)	Rating (Data)	Rating (Data)
1. Size of Government	6.16	5.08	6.39	6.34	5.99	5.46	6.97
A. Government consumption	3.25 (28.95)	0.00 (43.78)	3.78 (27.15)	2.94 (29.99)	4.74 (23.9)	3.49 (28.14)	5.04 (22.87)
B. Transfers and subsidies	9.81 (1.2)	9.64 (1.8)	9.43 (2.59)	8.99 (4.21)	9.44 (2.56)	8.03 (7.72)	8.03 (7.72)
C. Government enterprises and investment	6.00 (29.8)	4.00 (31.7)	7.00 (23.21)	8.00 (18.03)	4.00 (31.3)	4.00 (32.52)	10.00 (14.06)
D. Top marginal tax rate	10.00	10.00	10.00	10.00	10.00	10.00	10.00
(i) Top marginal income tax rate	10.00 (0)	10.00 (0)	10.00 (0)	10.00 (0)	10.00 (0)	10.00 (0)	10.00 (0)
(ii) Top marginal income and payroll tax rate		10.00 (0)			10.00 (17)	10.00 (17)	10.00 (17)
E. State Ownership of Assets	1.76	1.76	1.76	1.76	1.76	1.76	1.76
2. Legal System and Property Rights		4.38	5.03	4.43	5.38	5.27	5.22
A. Judicial independence				4.07	7.18	6.82	6.82
B. Impartial courts			6.30	4.12	6.02	6.23	6.23
C. Protection of property rights		5.90		6.62	7.86	7.44	7.44
D. Military interference in rule of law and politics			5.00	5.00	5.00	5.00	5.00
E. Integrity of the legal system		6.70	8.33	8.33	8.33	7.50	7.50
F. Legal enforcement of contracts					4.79	4.79	4.79
G. Regulatory costs of the sale of real property					8.53	8.86	8.86
H. Reliability of police				5.70	7.96	7.76	7.76
I. Business costs of crime				6.48	7.31	7.29	7.29
<i>Gender Disparity Adjustment</i>	0.54	0.54	0.54	0.54	0.54	0.54	0.52
3. Sound Money	8.10	8.79	9.12	8.82	8.39	9.18	9.36
A. Money growth	6.38 (18.1)	9.60 (1.99)	9.71 (1.46)	8.40 (7.99)	8.56 (7.2)	9.96 (-0.19)	9.96 (-0.19)
B. Standard deviation of inflation	6.81 (7.98)	6.92 (7.71)	6.91 (7.73)	7.38 (6.54)	5.40 (11.5)	7.13 (7.17)	7.77 (5.57)
C. Inflation: most recent year	9.22 (3.9)	8.63 (6.84)	9.86 (-0.7)	9.48 (2.59)	9.61 (1.96)	9.63 (1.84)	9.72 (1.39)
D. Freedom to own foreign currency bank accounts	10.00	10.00	10.00	10.00	10.00	10.00	10.00
4. Freedom to Trade Internationally	7.13	7.09	8.90	7.65	7.98	7.43	7.42
A. Tariffs	9.39	9.27	9.19	8.37	8.22	8.61	8.31
(i) Revenue from trade taxes (% of trade sector)	9.39 (0.91)	9.27 (1.1)	9.19 (1.21)	8.83 (1.75)	9.42 (0.87)	9.48 (0.78)	9.48 (0.78)
(ii) Mean tariff rate				8.98 (5.1)	8.98 (5.1)	9.06 (4.7)	9.04 (4.8)
(iii) Standard deviation of tariff rates				7.31 (6.73)	6.26 (9.36)	7.29 (6.77)	6.41 (8.98)
B. Regulatory trade barriers			9.50	7.59	8.29	6.30	6.56
(i) Non-tariff trade barriers				7.59	8.28	6.71	6.71
(ii) Compliance costs of importing and exporting			9.50		8.31	5.88	6.41
C. Black-market exchange rates	10.00	10.00	10.00	10.00	10.00	10.00	10.00
D. Controls of the movement of capital and people	2.00	2.00	6.92	4.63	5.40	4.79	4.79
(i) Foreign ownership / investment restrictions				7.14	8.15	7.46	7.46
(ii) Capital controls	2.00	2.00	6.92	6.15	7.50	6.15	6.15
(iii) Freedom of foreigners to visit				0.60	0.55	0.77	0.77
5. Regulation	7.07	6.94	7.26	7.10	8.58	8.23	7.81
A. Credit market regulations	8.71	8.49	9.34	9.43	8.47	8.43	7.61
(i) Ownership of banks	8.00	8.00	10.00	10.00	10.00	10.00	10.00
(ii) Private sector credit	9.42	7.47	8.01	8.29	8.42	5.28	2.83
(iii) Interest rate controls / negative real interest rates		10.00	10.00	10.00	7.00	10.00	10.00
B. Labor market regulations				7.03	8.87	8.22	7.79
(i) Hiring regulations and minimum wage					10.00	8.33	8.33
(ii) Hiring and firing regulations				3.25	4.79	5.69	5.69
(iii) Centralized collective bargaining				7.85	8.42	7.70	7.70
(iv) Hours regulations					10.00	8.00	8.00
(v) Mandated cost of worker dismissal					10.00	9.59	7.03
(vi) Conscription	10.00	10.00	10.00	10.00	10.00	10.00	10.00
C. Business regulations				4.83	8.39	8.06	8.02
(i) Administrative requirements				4.04	6.45	6.08	6.08
(ii) Bureaucracy costs				2.93	7.73	7.78	8.00
(iii) Starting a business					8.85	9.67	9.71
(iv) Extra payments / bribes / favoritism				7.51	7.72	6.60	6.60
(v) Licensing restrictions					9.98	8.53	8.07
(vi) Cost of tax compliance					9.60	9.70	9.68

Bangladesh

	1980	1990	2000	2005	2010	2015	2017
	Rating (Rank)	Rating (Rank)	Rating (Rank)	Rating (Rank)	Rating (Rank)	Rating (Rank)	Rating (Rank)
Summary Ratings (Rank)	3.33 (102)	4.36 (94)	5.80 (93)	5.90 (112)	6.21 (116)	6.21 (120)	6.18 (123)
	Rating (Data)	Rating (Data)	Rating (Data)	Rating (Data)	Rating (Data)	Rating (Data)	Rating (Data)
1. Size of Government	4.52	6.55	7.56	8.00	8.38	8.33	8.15
A. Government consumption	9.89 (6.38)	10.00 (4.82)	10.00 (5.6)	9.69 (7.04)	9.79 (6.7)	9.72 (6.94)	9.40 (8.03)
B. Transfers and subsidies			9.28 (3.15)	9.78 (1.29)	9.56 (2.1)	9.72 (1.51)	9.71 (1.55)
C. Government enterprises and investment	2.00 (44.4)	2.00 (47.1)	4.00 (30.03)	6.00 (25.3)	8.00 (17.8)	7.00 (23.61)	7.00 (22.48)
D. Top marginal tax rate	1.00	9.00	9.00	9.00	9.00	9.00	8.00
(i) Top marginal income tax rate	1.00 (60)	9.00 (25)	9.00 (25)	9.00 (25)	9.00 (25)	9.00 (25)	8.00 (30)
(ii) Top marginal income and payroll tax rate		9.00 (25)	9.00 (25)	9.00 (25)	9.00 (25)	9.00 (25)	8.00 (30)
E. State Ownership of Assets	5.20	5.20	5.54	5.54	5.54	6.19	6.64
2. Legal System and Property Rights	2.26	2.17	2.28	2.63	3.27	3.02	3.14
A. Judicial independence				2.48	3.70	3.18	3.84
B. Impartial courts			4.22	2.97	3.70	3.04	3.45
C. Protection of property rights	2.20	1.90	2.02	4.70	4.44	4.73	5.09
D. Military interference in rule of law and politics			3.33	4.58	4.17	4.17	4.17
E. Integrity of the legal system	1.70	1.70	3.33	3.33	3.33	3.33	3.33
F. Legal enforcement of contracts			1.15	1.15	1.15	0.94	0.94
G. Regulatory costs of the sale of real property			1.35	1.61	3.20	3.09	2.66
H. Reliability of police				2.27	3.44	3.48	3.90
I. Business costs of crime				3.52	5.32	4.30	4.73
<i>Gender Disparity Adjustment</i>	0.78	0.78	0.78	0.78	0.81	0.79	0.76
3. Sound Money	4.64	6.95	7.02	6.65	6.48	7.03	6.98
A. Money growth	7.03 (14.86)	9.62 (1.89)	9.07 (4.64)	8.55 (7.24)	8.08 (9.61)	9.83 (0.87)	9.30 (3.49)
B. Standard deviation of inflation	4.23 (14.43)	9.16 (2.1)	9.46 (1.36)	9.45 (1.38)	9.48 (1.3)	9.53 (1.18)	9.75 (0.62)
C. Inflation: most recent year	7.32 (13.39)	9.03 (4.87)	9.56 (2.21)	8.59 (7.04)	8.37 (8.13)	8.76 (6.19)	8.86 (5.7)
D. Freedom to own foreign currency bank accounts	0.00	0.00	0.00	0.00	0.00	0.00	0.00
4. Freedom to Trade Internationally	0.18	0.21	6.00	5.77	6.04	5.97	5.95
A. Tariffs	0.53	0.64	5.19	5.76	6.41	6.54	6.31
(i) Revenue from trade taxes (% of trade sector)	1.07 (13.4)	1.93 (12.1)	5.33 (7)	4.12 (8.82)	5.65 (6.52)	6.24 (5.64)	5.55 (6.68)
(ii) Mean tariff rate	0.00 (99.9)	0.00 (102.2)	5.68 (21.6)	6.64 (16.8)	7.06 (14.7)	7.22 (13.9)	7.22 (13.9)
(iii) Standard deviation of tariff rates		0.00 (50.4)	4.56 (13.6)	6.53 (8.66)	6.53 (8.67)	6.16 (9.59)	6.16 (9.59)
B. Regulatory trade barriers			5.87	4.54	5.72	3.04	3.13
(i) Non-tariff trade barriers			4.73	5.40	5.32	5.91	6.26
(ii) Compliance costs of importing and exporting			7.00	3.67	6.13	0.16	0.00
C. Black-market exchange rates	0.00	0.00	10.00	10.00	10.00	10.00	10.00
D. Controls of the movement of capital and people	0.00	0.00	2.93	2.76	2.00	4.29	4.38
(i) Foreign ownership / investment restrictions			5.86	7.52	6.01	5.24	5.50
(ii) Capital controls	0.00	0.00	0.00	0.77	0.00	0.00	0.00
(iii) Freedom of foreigners to visit				0.00	0.00	7.63	7.63
5. Regulation	5.03	5.91	6.16	6.43	6.88	6.73	6.67
A. Credit market regulations	3.44	5.76	6.68	8.23	8.26	7.88	7.88
(i) Ownership of banks	0.00	0.00	2.00	5.00	5.00	5.00	5.00
(ii) Private sector credit	4.31	7.28	8.05	9.70	9.79	8.63	8.65
(iii) Interest rate controls / negative real interest rates	6.00	10.00	10.00	10.00	10.00	10.00	10.00
B. Labor market regulations			6.09	6.76	6.68	7.26	7.17
(i) Hiring regulations and minimum wage			4.60	6.70	5.57	10.00	10.00
(ii) Hiring and firing regulations			4.97	6.00	6.23	5.48	5.17
(iii) Centralized collective bargaining			6.63	7.52	6.94	6.72	6.50
(iv) Hours regulations			10.00	10.00	10.00	10.00	10.00
(v) Mandated cost of worker dismissal			0.36	0.36	1.37	1.37	1.37
(vi) Conscription	10.00	10.00	10.00	10.00	10.00	10.00	10.00
C. Business regulations			5.69	4.29	5.70	5.05	4.96
(i) Administrative requirements			7.55	2.40	3.40	3.60	3.94
(ii) Bureaucracy costs			5.73	2.40	5.15	3.78	2.44
(iii) Starting a business			7.74	7.85	9.07	9.23	9.15
(iv) Extra payments / bribes / favoritism			1.91	2.35	2.58	2.02	2.49
(v) Licensing restrictions				5.22	7.36	6.53	6.61
(vi) Cost of tax compliance			5.52	5.52	6.61	5.12	5.12

Barbados

	1980	1990	2000	2005	2010	2015	2017
	Rating (Rank)	Rating (Rank)	Rating (Rank)	Rating (Rank)	Rating (Rank)	Rating (Rank)	Rating (Rank)
Summary Ratings (Rank)	5.71 (34)	6.00 (40)	6.12 (84)	6.39 (90)	6.66 (91)	6.50 (106)	6.45 (112)
	Rating (Data)	Rating (Data)	Rating (Data)	Rating (Data)	Rating (Data)	Rating (Data)	Rating (Data)
1. Size of Government	6.24	6.47	6.81	5.00	6.09	6.45	6.27
A. Government consumption	6.09 (19.28)	4.69 (24.07)	3.91 (26.7)	4.44 (24.92)	5.56 (21.1)	7.65 (14)	7.75 (13.66)
B. Transfers and subsidies	10.00 (0.2)	10.00 (0.5)	10.00 (0)	8.43 (6.28)	6.23 (14.35)	5.95 (15.38)	5.95 (15.38)
C. Government enterprises and investment	8.00 (19)	8.00 (18.3)	10.00 (12)	2.00 (46.87)	7.00 (21.56)	6.00 (29)	6.00 (29)
D. Top marginal tax rate	1.00	3.00	3.50	3.50	5.00	6.00	5.00
(i) Top marginal income tax rate	1.00 (60)	4.00 (50)	5.00 (40)	5.00 (40)	7.00 (35)	6.00 (38)	7.00 (34)
(ii) Top marginal income and payroll tax rate		2.00 (54)	2.00 (53)	2.00 (53)	3.00 (47)	6.00 (38)	3.00 (50)
E. State Ownership of Assets	6.10	6.66	6.66		6.66	6.66	6.66
2. Legal System and Property Rights		5.33	4.87	7.16	7.29	5.76	5.88
A. Judicial independence			5.00	8.12	8.20	6.43	6.43
B. Impartial courts			7.61	7.15	6.26	4.11	6.70
C. Protection of property rights		5.90	3.00	7.35	8.04	6.50	6.50
D. Military interference in rule of law and politics				9.40	9.20	9.80	8.90
E. Integrity of the legal system		6.70					
F. Legal enforcement of contracts						3.80	3.80
G. Regulatory costs of the sale of real property						6.17	6.57
H. Reliability of police				7.22	8.34	7.50	
I. Business costs of crime				6.64	6.70	4.90	4.90
<i>Gender Disparity Adjustment</i>	0.87	0.87	0.87	0.87	0.87	0.87	0.88
3. Sound Money	5.06	6.67	6.70	6.29	6.58	6.73	6.16
A. Money growth	7.17 (14.16)	9.12 (4.38)	7.89 (10.55)	7.66 (11.68)	9.22 (3.89)	7.85 (10.74)	6.43 (17.83)
B. Standard deviation of inflation	7.59 (6.03)	8.64 (3.39)	9.40 (1.5)	8.70 (3.26)	8.26 (4.36)	9.27 (1.82)	9.12 (2.19)
C. Inflation: most recent year	5.49 (22.56)	8.91 (5.45)	9.51 (2.44)	8.78 (6.08)	8.84 (5.82)	9.79 (-1.06)	9.07 (4.66)
D. Freedom to own foreign currency bank accounts	0.00	0.00	0.00	0.00	0.00	0.00	0.00
4. Freedom to Trade Internationally	5.11	4.69	5.33	6.66	6.80	7.05	6.96
A. Tariffs	7.53	6.06	6.20	5.63	5.80	7.12	7.12
(i) Revenue from trade taxes (% of trade sector)	7.53 (3.7)	7.60 (3.6)		7.90 (3.16)	8.35 (2.47)	7.86 (3.21)	7.86 (3.21)
(ii) Mean tariff rate			6.20 (19)	7.30 (13.5)	7.30 (13.5)	7.86 (10.7)	7.86 (10.7)
(iii) Standard deviation of tariff rates		4.52 (13.7)		1.68 (20.79)	1.74 (20.66)	5.63 (10.91)	5.63 (10.91)
B. Regulatory trade barriers				5.21	5.79	5.66	5.29
(i) Non-tariff trade barriers				5.21	5.79	6.04	
(ii) Compliance costs of importing and exporting						5.29	5.29
C. Black-market exchange rates	7.80	8.00	9.80	10.00	10.00	10.00	10.00
D. Controls of the movement of capital and people	0.00	0.00	0.00	5.81	5.62	5.42	5.42
(i) Foreign ownership / investment restrictions				7.42	6.85	6.84	6.84
(ii) Capital controls	0.00	0.00	0.00	0.00	0.00	0.00	0.00
(iii) Freedom of foreigners to visit				10.00	10.00	9.40	9.40
5. Regulation	6.45	6.84	6.89	6.86	6.52	6.53	6.99
A. Credit market regulations	7.19	8.25	8.37	8.34	6.16	6.29	6.29
(i) Ownership of banks	8.00	8.00	8.00	8.00	8.00	8.00	8.00
(ii) Private sector credit	7.58	6.74	7.11	7.02	0.48	0.86	0.86
(iii) Interest rate controls / negative real interest rates	6.00	10.00	10.00	10.00	10.00	10.00	10.00
B. Labor market regulations				7.21	6.93	7.14	8.15
(i) Hiring regulations and minimum wage						8.90	8.90
(ii) Hiring and firing regulations				5.03	4.85	3.90	
(iii) Centralized collective bargaining				6.61	5.94	6.35	
(iv) Hours regulations						8.00	8.00
(v) Mandated cost of worker dismissal						5.68	5.68
(vi) Conscription	10.00	10.00	10.00	10.00	10.00	10.00	10.00
C. Business regulations				5.03	6.48	6.16	6.54
(i) Administrative requirements				4.01	6.13	4.18	
(ii) Bureaucracy costs				3.43	6.06	6.67	6.67
(iii) Starting a business						9.44	9.44
(iv) Extra payments / bribes / favoritism				7.64	7.24	4.35	4.35
(v) Licensing restrictions						5.00	5.00
(vi) Cost of tax compliance						7.34	7.25

Belarus

	1980	1990	2000	2005	2010	2015	2017
	Rating (Rank)	Rating (Rank)	Rating (Rank)	Rating (Rank)	Rating (Rank)	Rating (Rank)	Rating (Rank)
Summary Ratings (Rank)							6.64 (99)
	Rating (Data)	Rating (Data)	Rating (Data)	Rating (Data)	Rating (Data)	Rating (Data)	Rating (Data)
1. Size of Government							6.12
A. Government consumption							5.59 (21.01)
B. Transfers and subsidies							5.50 (17.02)
C. Government enterprises and investment							10.00 (12.22)
D. Top marginal tax rate							7.50
(i) Top marginal income tax rate							10.00 (13)
(ii) Top marginal income and payroll tax rate							5.00 (36)
E. State Ownership of Assets		0.00	2.66	2.35	2.59	2.28	2.04
2. Legal System and Property Rights							5.33
A. Judicial independence							
B. Impartial courts							4.10
C. Protection of property rights							
D. Military interference in rule of law and politics							5.00
E. Integrity of the legal system							5.83
F. Legal enforcement of contracts							6.97
G. Regulatory costs of the sale of real property							9.94
H. Reliability of police							
I. Business costs of crime							
<i>Gender Disparity Adjustment</i>							0.68
3. Sound Money							7.44
A. Money growth				3.82 (30.91)	8.31 (8.47)	6.82 (15.9)	8.40 (8.01)
B. Standard deviation of inflation						0.00 (29.97)	7.59 (6.04)
C. Inflation: most recent year						7.29 (13.53)	8.79 (6.03)
D. Freedom to own foreign currency bank accounts							5.00
4. Freedom to Trade Internationally							6.78
A. Tariffs							7.89
(i) Revenue from trade taxes (% of trade sector)							8.33 (2.51)
(ii) Mean tariff rate							8.64 (6.8)
(iii) Standard deviation of tariff rates							6.71 (8.23)
B. Regulatory trade barriers							7.95
(i) Non-tariff trade barriers							6.15
(ii) Compliance costs of importing and exporting							9.74
C. Black-market exchange rates							10.00
D. Controls of the movement of capital and people							1.27
(i) Foreign ownership / investment restrictions							
(ii) Capital controls							0.77
(iii) Freedom of foreigners to visit							1.77
5. Regulation							7.50
A. Credit market regulations							7.33
(i) Ownership of banks						2.00	2.00
(ii) Private sector credit							10.00
(iii) Interest rate controls / negative real interest rates							10.00
B. Labor market regulations							7.19
(i) Hiring regulations and minimum wage							10.00
(ii) Hiring and firing regulations							
(iii) Centralized collective bargaining							
(iv) Hours regulations							10.00
(v) Mandated cost of worker dismissal							7.76
(vi) Conscription							1.00
C. Business regulations							7.99
(i) Administrative requirements							
(ii) Bureaucracy costs							6.00
(iii) Starting a business							9.71
(iv) Extra payments / bribes / favoritism							
(v) Licensing restrictions							8.31
(vi) Cost of tax compliance							7.94

Belgium

	1980	1990	2000	2005	2010	2015	2017
	Rating (Rank)	Rating (Rank)	Rating (Rank)	Rating (Rank)	Rating (Rank)	Rating (Rank)	Rating (Rank)
Summary Ratings (Rank)	7.50 (6)	7.71 (12)	7.90 (18)	7.57 (27)	7.56 (27)	7.57 (34)	7.51 (40)
	Rating (Data)	Rating (Data)	Rating (Data)	Rating (Data)	Rating (Data)	Rating (Data)	Rating (Data)
1. Size of Government	4.36	4.99	5.29	5.10	4.83	4.77	4.86
A. Government consumption	5.43 (21.55)	6.44 (18.1)	3.45 (28.26)	2.95 (29.96)	2.53 (31.39)	2.41 (31.82)	2.54 (31.37)
B. Transfers and subsidies	3.05 (26)	3.32 (25)	3.81 (23.21)	3.39 (24.77)	2.43 (28.29)	2.01 (29.82)	2.10 (29.48)
C. Government enterprises and investment	6.00 (26.8)	6.00 (27)	10.00 (10.43)	10.00 (9.45)	10.00 (9.88)	10.00 (10.11)	10.00 (9.47)
D. Top marginal tax rate	0.00	1.00	1.00	1.00	1.00	1.00	1.00
(i) Top marginal income tax rate	0.00 (76)	2.00 (55-61)	2.00 (58-62.7)	2.00 (50-55)	2.00 (50-55)	2.00 (50-55)	2.00 (50-55)
(ii) Top marginal income and payroll tax rate		0.00 (70)	0.00 (70.8)	0.00 (67-71)	0.00 (68-71)	0.00 (67-70)	0.00 (67-70)
E. State Ownership of Assets	7.35	8.17	8.17	8.17	8.17	8.44	8.67
2. Legal System and Property Rights	7.83	8.35	7.20	6.97	6.94	7.25	7.07
A. Judicial independence			7.35	6.98	7.11	7.88	7.79
B. Impartial courts			8.18	6.32	5.22	5.90	5.36
C. Protection of property rights	8.60	10.00	7.57	8.20	7.28	7.89	7.88
D. Military interference in rule of law and politics			10.00	10.00	10.00	10.00	10.00
E. Integrity of the legal system	10.00	10.00	8.33	8.33	8.33	8.33	8.33
F. Legal enforcement of contracts			5.65	5.65	5.58	5.57	5.57
G. Regulatory costs of the sale of real property			3.30	3.33	4.62	4.77	4.77
H. Reliability of police				7.03	7.70	8.13	7.63
I. Business costs of crime				6.91	7.87	6.82	6.28
<i>Gender Disparity Adjustment</i>	1.00	1.00	1.00	1.00	0.96	1.00	1.00
3. Sound Money	9.58	9.74	9.62	9.53	9.69	9.66	9.48
A. Money growth	9.78 (1.1)	9.97 (0.17)	9.10 (4.48)	8.79 (6.06)	9.35 (3.25)	9.00 (5.01)	8.49 (7.53)
B. Standard deviation of inflation	9.38 (1.56)	9.62 (0.95)	9.89 (0.28)	9.89 (0.28)	9.87 (0.34)	9.77 (0.57)	9.84 (0.4)
C. Inflation: most recent year	9.16 (4.18)	9.37 (3.14)	9.49 (2.54)	9.44 (2.78)	9.56 (2.19)	9.89 (0.56)	9.57 (2.13)
D. Freedom to own foreign currency bank accounts	10.00	10.00	10.00	10.00	10.00	10.00	10.00
4. Freedom to Trade Internationally	9.67	9.49	9.30	8.27	8.19	8.26	8.16
A. Tariffs	9.02	8.46	9.18	8.39	8.34	8.36	8.23
(i) Revenue from trade taxes (% of trade sector)	9.80 (0.3)	9.73 (0.4)	9.78 (0.33)	9.59 (0.62)	9.63 (0.55)	9.10 (1.35)	9.00 (1.5)
(ii) Mean tariff rate	8.24 (8.8)	8.52 (7.4)	9.52 (2.4)	9.46 (2.7)	8.98 (5.1)	8.98 (5.1)	8.98 (5.1)
(iii) Standard deviation of tariff rates		7.12 (7.2)	8.24 (4.4)	6.13 (9.67)	6.41 (8.98)	7.00 (7.5)	6.70 (8.26)
B. Regulatory trade barriers			8.86	8.07	8.34	8.29	7.93
(i) Non-tariff trade barriers			8.22	7.21	7.69	6.62	5.90
(ii) Compliance costs of importing and exporting			9.50	8.93	8.99	9.96	9.96
C. Black-market exchange rates	10.00	10.00	10.00	10.00	10.00	10.00	10.00
D. Controls of the movement of capital and people	10.00	10.00	9.17	6.63	6.09	6.39	6.48
(i) Foreign ownership / investment restrictions			9.87	8.10	7.25	7.58	7.85
(ii) Capital controls	10.00	10.00	8.46	5.38	4.62	3.85	3.85
(iii) Freedom of foreigners to visit				6.40	6.42	7.74	7.74
5. Regulation	6.05	6.02	8.09	7.96	8.12	7.88	7.99
A. Credit market regulations	8.60	8.40	10.00	9.67	9.60	8.94	9.21
(i) Ownership of banks	10.00	10.00	10.00	10.00	10.00	8.00	8.00
(ii) Private sector credit	5.80	5.21	10.00	9.00	8.81	8.82	9.64
(iii) Interest rate controls / negative real interest rates	10.00	10.00	10.00	10.00	10.00	10.00	10.00
B. Labor market regulations	3.49	3.63	5.60	6.64	7.38	7.24	7.37
(i) Hiring regulations and minimum wage			5.12	8.90	8.90	8.90	8.90
(ii) Hiring and firing regulations		3.77	3.10	2.59	3.17	3.74	3.70
(iii) Centralized collective bargaining	4.49	4.49	4.17	3.84	4.23	4.79	5.63
(iv) Hours regulations	2.99	3.25	2.67	6.00	8.00	6.00	6.00
(v) Mandated cost of worker dismissal			8.52	8.52	10.00	10.00	10.00
(vi) Conscription	3.00	3.00	10.00	10.00	10.00	10.00	10.00
C. Business regulations			8.68	7.57	7.38	7.45	7.38
(i) Administrative requirements			8.20	3.04	2.49	3.73	3.46
(ii) Bureaucracy costs			8.88	7.94	8.33	8.67	8.67
(iii) Starting a business			8.72	9.00	9.76	9.76	9.76
(iv) Extra payments / bribes / favoritism			8.28	8.09	7.37	6.89	6.47
(v) Licensing restrictions				8.04	8.07	7.46	7.46
(vi) Cost of tax compliance			9.33	9.33	8.25	8.20	8.48

Belize

	1980	1990	2000	2005	2010	2015	2017
	Rating (Rank)	Rating (Rank)	Rating (Rank)	Rating (Rank)	Rating (Rank)	Rating (Rank)	Rating (Rank)
Summary Ratings (Rank)	5.59 (40)	5.90 (44)	6.34 (78)	7.37 (42)	6.52 (101)	6.80 (84)	6.78 (85)
	Rating (Data)	Rating (Data)	Rating (Data)	Rating (Data)	Rating (Data)	Rating (Data)	Rating (Data)
1. Size of Government	5.18	4.86	6.68	7.83	6.98	6.98	6.89
A. Government consumption	6.10 (19.25)	5.62 (20.9)	6.35 (18.42)	6.82 (16.81)	6.21 (18.9)	6.48 (17.98)	6.14 (19.13)
B. Transfers and subsidies	9.43 (2.6)	9.81 (1.2)	9.69 (1.64)	9.67 (1.73)	8.75 (5.1)	8.43 (6.26)	8.43 (6.26)
C. Government enterprises and investment	0.00 (51)	0.00 (55.4)	4.00 (36.1)	7.00 (20.37)	6.00 (29.77)	4.00 (37.43)	4.00 (37.43)
D. Top marginal tax rate		4.00				9.00	9.00
(i) Top marginal income tax rate		4.00 (45)				9.00 (25)	9.00 (25)
(ii) Top marginal income and payroll tax rate							
E. State Ownership of Assets							
2. Legal System and Property Rights			6.44	5.36	4.00	5.15	5.21
A. Judicial independence					3.43	8.03	8.03
B. Impartial courts			6.87	5.60	3.48	4.30	3.90
C. Protection of property rights					4.73	7.39	7.39
D. Military interference in rule of law and politics			7.15	7.10	6.30	6.40	6.40
E. Integrity of the legal system							
F. Legal enforcement of contracts				3.33	3.33	3.33	3.33
G. Regulatory costs of the sale of real property				7.32	7.32	7.29	7.29
H. Reliability of police					3.24	3.33	
I. Business costs of crime					3.03	4.77	4.77
<i>Gender Disparity Adjustment</i>	0.84	0.84	0.84	0.84	0.84	0.84	0.78
3. Sound Money	6.18	7.01	6.65	8.27	7.23	6.90	7.19
A. Money growth	8.50 (7.48)	9.29 (3.53)	8.46 (7.7)	9.74 (-1.28)	9.80 (1.01)	8.22 (8.88)	9.45 (2.73)
B. Standard deviation of inflation	8.50 (3.76)	8.81 (2.98)	8.28 (4.3)	9.07 (2.31)	9.30 (1.74)	9.54 (1.16)	9.53 (1.17)
C. Inflation: most recent year	7.72 (11.4)	9.95 (0.26)	9.88 (0.61)	9.27 (3.64)	9.82 (0.89)	9.82 (-0.89)	9.78 (1.1)
D. Freedom to own foreign currency bank accounts	0.00	0.00	0.00	5.00	0.00	0.00	0.00
4. Freedom to Trade Internationally	4.13	4.27	5.19	6.60	6.36	7.06	6.53
A. Tariffs	4.20	2.80	5.61	6.32	6.48	6.66	6.35
(i) Revenue from trade taxes (% of trade sector)	4.20 (8.7)	2.80 (10.8)	5.61 (6.59)	5.97 (6.04)	6.67 (5)	7.07 (4.39)	7.07 (4.39)
(ii) Mean tariff rate				7.84 (10.8)	7.80 (11)	7.82 (10.9)	7.68 (11.6)
(iii) Standard deviation of tariff rates				5.16 (12.1)	4.98 (12.54)	5.07 (12.32)	4.29 (14.27)
B. Regulatory trade barriers				7.09	5.49	6.87	5.05
(i) Non-tariff trade barriers					3.90	7.92	4.27
(ii) Compliance costs of importing and exporting				7.09	7.09	5.82	5.82
C. Black-market exchange rates	3.20	5.00	9.20	10.00	10.00	10.00	10.00
D. Controls of the movement of capital and people	5.00	5.00	0.77	2.98	3.45	4.71	4.71
(i) Foreign ownership / investment restrictions					5.16	7.82	7.82
(ii) Capital controls	5.00	5.00	0.77	0.77	0.00	0.00	0.00
(iii) Freedom of foreigners to visit				5.20	5.20	6.31	6.31
5. Regulation	6.87	7.48	6.74	8.77	8.02	7.90	8.08
A. Credit market regulations	8.11	9.94	8.83	8.43	9.62	9.95	9.95
(i) Ownership of banks		10.00	10.00	10.00	10.00	10.00	10.00
(ii) Private sector credit	8.22	9.82	5.04	5.29	8.85	9.84	9.84
(iii) Interest rate controls / negative real interest rates	8.00	10.00	9.00	10.00	10.00	10.00	10.00
B. Labor market regulations				9.17	8.20	7.02	7.55
(i) Hiring regulations and minimum wage				8.90	7.77	7.77	7.77
(ii) Hiring and firing regulations					6.03	3.29	4.97
(iii) Centralized collective bargaining					7.12	6.51	7.99
(iv) Hours regulations				10.00	10.00	8.00	8.00
(v) Mandated cost of worker dismissal				7.78	8.27	6.55	6.55
(vi) Conscription	10.00	10.00	10.00	10.00	10.00	10.00	10.00
C. Business regulations				8.70	6.26	6.73	6.76
(i) Administrative requirements					3.16	3.04	3.72
(ii) Bureaucracy costs					5.76	4.89	4.67
(iii) Starting a business				7.96	8.05	8.26	8.26
(iv) Extra payments / bribes / favoritism					2.84	6.72	6.72
(v) Licensing restrictions				9.81	9.38	9.14	8.84
(vi) Cost of tax compliance			8.35	8.35	8.35	8.35	8.35

Benin

	1980	1990	2000	2005	2010	2015	2017
	Rating (Rank)	Rating (Rank)	Rating (Rank)	Rating (Rank)	Rating (Rank)	Rating (Rank)	Rating (Rank)
Summary Ratings (Rank)	4.52 (70)	4.81 (82)	5.49 (107)	6.06 (102)	6.28 (111)	5.76 (137)	6.08 (129)
	Rating (Data)	Rating (Data)	Rating (Data)	Rating (Data)	Rating (Data)	Rating (Data)	Rating (Data)
1. Size of Government	4.46	5.25	5.90	7.31	7.37	6.46	7.06
A. Government consumption	9.35 (8.22)	8.34 (11.66)	7.45 (14.68)	6.99 (16.23)	6.27 (18.67)	5.92 (19.88)	7.46 (14.64)
B. Transfers and subsidies				10.00 (0.2)	9.64 (1.83)	9.77 (1.34)	9.77 (1.34)
C. Government enterprises and investment	0.00 (53.7)	0.00 (55.2)	2.00 (40.31)	4.00 (35.4)	6.00 (27.64)	6.00 (29.15)	7.00 (23.97)
D. Top marginal tax rate				7.00	7.00	3.50	3.50
(i) Top marginal income tax rate					7.00 (35)	4.00 (45)	4.00 (45)
(ii) Top marginal income and payroll tax rate						3.00 (46)	3.00 (46)
E. State Ownership of Assets	4.04	7.43	8.25	8.25	7.95	7.12	7.55
2. Legal System and Property Rights	2.59	2.45	2.01	3.99	4.21	3.58	4.18
A. Judicial independence				4.59	3.47	3.93	3.42
B. Impartial courts			4.55	4.07	3.93	3.91	4.20
C. Protection of property rights	4.00	3.80		4.39	5.55	4.74	4.94
D. Military interference in rule of law and politics			4.70	7.10	7.10	6.30	6.40
E. Integrity of the legal system	5.80	5.30	4.00				
F. Legal enforcement of contracts			1.07	1.07	1.07	1.07	1.07
G. Regulatory costs of the sale of real property			3.75	2.73	3.85	3.95	6.61
H. Reliability of police				3.87	6.04	5.13	5.81
I. Business costs of crime				4.06	5.17	5.52	4.98
<i>Gender Disparity Adjustment</i>	0.11	0.11	0.11	1.00	0.86	0.66	0.79
3. Sound Money	6.23	6.57	6.62	6.56	6.80	6.93	6.69
A. Money growth	8.22 (8.91)	9.18 (4.08)	8.05 (9.76)	8.42 (-7.91)	8.73 (6.35)	8.96 (5.2)	7.20 (14)
B. Standard deviation of inflation	8.74 (3.15)	8.34 (4.16)	9.26 (1.86)	8.89 (2.79)	8.95 (2.64)	8.84 (2.89)	9.59 (1.04)
C. Inflation: most recent year	7.96 (10.19)	8.78 (6.11)	9.17 (4.17)	8.93 (5.36)	9.54 (2.31)	9.94 (0.32)	9.98 (0.08)
D. Freedom to own foreign currency bank accounts	0.00	0.00	0.00	0.00	0.00	0.00	0.00
4. Freedom to Trade Internationally	4.18		5.87	5.92	6.10	5.92	6.08
A. Tariffs	2.93		7.60	6.37	6.80	6.81	6.81
(i) Revenue from trade taxes (% of trade sector)	2.93 (10.6)			4.72 (7.92)	5.48 (6.78)	5.84 (6.24)	5.84 (6.24)
(ii) Mean tariff rate			7.60 (12)	7.12 (14.4)	7.62 (11.9)	7.56 (12.2)	7.56 (12.2)
(iii) Standard deviation of tariff rates				7.26 (6.84)	7.29 (6.78)	7.02 (7.44)	7.02 (7.44)
B. Regulatory trade barriers				5.31	5.35	4.41	4.94
(i) Non-tariff trade barriers				5.67	5.05	3.67	4.73
(ii) Compliance costs of importing and exporting				4.94	5.65	5.16	5.16
C. Black-market exchange rates	9.60	9.20	10.00	10.00	10.00	10.00	10.00
D. Controls of the movement of capital and people	0.00	0.00	0.00	1.99	2.24	2.48	2.59
(i) Foreign ownership / investment restrictions				5.97	5.94	4.90	5.22
(ii) Capital controls	0.00	0.00	0.00	0.00	0.77	0.77	0.77
(iii) Freedom of foreigners to visit				0.00	0.00	1.77	1.77
5. Regulation	5.15	4.96	7.04	6.53	6.89	5.90	6.40
A. Credit market regulations	5.31	6.25	9.42	9.19	10.00	6.09	6.82
(i) Ownership of banks	0.00	2.00	10.00	10.00	10.00	8.00	10.00
(ii) Private sector credit	9.94	8.76	8.84	9.57	10.00	5.28	5.46
(iii) Interest rate controls / negative real interest rates	6.00	8.00		8.00	10.00	5.00	5.00
B. Labor market regulations			4.67	5.38	5.95	5.73	6.22
(i) Hiring regulations and minimum wage			5.00	6.10	6.10	6.10	7.77
(ii) Hiring and firing regulations				5.70	5.61	4.34	5.22
(iii) Centralized collective bargaining				6.83	7.42	7.38	7.74
(iv) Hours regulations			6.00	6.00	8.00	8.00	8.00
(v) Mandated cost of worker dismissal			6.66	6.66	7.57	7.57	7.57
(vi) Conscription		1.00	1.00	1.00	1.00	1.00	1.00
C. Business regulations				5.03	4.73	5.87	6.15
(i) Administrative requirements				2.40	4.12	3.91	3.78
(ii) Bureaucracy costs				6.51	2.73	2.22	4.22
(iii) Starting a business			6.11	5.57	6.58	9.67	9.67
(iv) Extra payments / bribes / favoritism				3.85	3.23	2.98	2.79
(v) Licensing restrictions				4.89	4.76	9.48	9.48
(vi) Cost of tax compliance			6.97	6.97	6.97	6.97	6.97

Bhutan

	1980	1990	2000	2005	2010	2015	2017
	Rating (Rank)	Rating (Rank)	Rating (Rank)	Rating (Rank)	Rating (Rank)	Rating (Rank)	Rating (Rank)
Summary Ratings (Rank)						6.96 (77)	6.77 (87)
	Rating (Data)	Rating (Data)	Rating (Data)	Rating (Data)	Rating (Data)	Rating (Data)	Rating (Data)
1. Size of Government					3.45	7.01	6.91
A. Government consumption					2.94 (30)	4.75 (23.86)	4.78 (23.75)
B. Transfers and subsidies						9.87 (0.99)	9.86 (1.02)
C. Government enterprises and investment						8.00 (16.93)	7.00 (24.67)
D. Top marginal tax rate						8.50	8.50
(i) Top marginal income tax rate						9.00 (25)	9.00 (25)
(ii) Top marginal income and payroll tax rate						8.00 (26)	8.00 (26)
E. State Ownership of Assets	4.11	4.11	4.09	4.09	3.95	3.95	4.40
2. Legal System and Property Rights						6.86	6.41
A. Judicial independence						6.36	6.16
B. Impartial courts						5.67	6.70
C. Protection of property rights						6.23	6.71
D. Military interference in rule of law and politics						9.20	9.30
E. Integrity of the legal system							
F. Legal enforcement of contracts						7.37	7.37
G. Regulatory costs of the sale of real property						6.90	6.90
H. Reliability of police						7.58	2.46
I. Business costs of crime						7.76	7.55
<i>Gender Disparity Adjustment</i>	0.92	0.92	0.92	0.92	0.92	0.92	0.93
3. Sound Money						7.03	6.82
A. Money growth			8.27 (8.67)	8.28 (8.61)	7.91 (10.43)	9.91 (-0.45)	8.67 (6.63)
B. Standard deviation of inflation						9.11 (2.23)	9.39 (1.51)
C. Inflation: most recent year						9.10 (4.52)	9.23 (3.86)
D. Freedom to own foreign currency bank accounts						0.00	0.00
4. Freedom to Trade Internationally						6.26	6.28
A. Tariffs						6.50	6.47
(i) Revenue from trade taxes (% of trade sector)						9.76 (0.36)	9.67 (0.49)
(ii) Mean tariff rate						5.54 (22.3)	5.54 (22.3)
(iii) Standard deviation of tariff rates						4.20 (14.5)	4.20 (4.2)
B. Regulatory trade barriers						7.25	7.21
(i) Non-tariff trade barriers						4.99	4.92
(ii) Compliance costs of importing and exporting						9.50	9.50
C. Black-market exchange rates						10.00	10.00
D. Controls of the movement of capital and people						1.30	1.42
(i) Foreign ownership / investment restrictions						3.58	3.94
(ii) Capital controls						0.00	0.00
(iii) Freedom of foreigners to visit						0.33	0.33
5. Regulation						7.63	7.46
A. Credit market regulations						7.64	7.77
(i) Ownership of banks						5.00	5.00
(ii) Private sector credit					10.00	8.91	9.30
(iii) Interest rate controls / negative real interest rates						9.00	9.00
B. Labor market regulations						8.69	7.94
(i) Hiring regulations and minimum wage						10.00	10.00
(ii) Hiring and firing regulations						5.07	2.01
(iii) Centralized collective bargaining						7.06	5.63
(iv) Hours regulations						10.00	10.00
(v) Mandated cost of worker dismissal						10.00	10.00
(vi) Conscription						10.00	10.00
C. Business regulations						6.57	6.66
(i) Administrative requirements						4.47	2.54
(ii) Bureaucracy costs					4.09	2.44	4.22
(iii) Starting a business						9.48	9.58
(iv) Extra payments / bribes / favoritism						5.49	5.74
(v) Licensing restrictions						8.45	8.47
(vi) Cost of tax compliance						9.05	9.42

Bolivia

	1980	1990	2000	2005	2010	2015	2017
	Rating (Rank)	Rating (Rank)	Rating (Rank)	Rating (Rank)	Rating (Rank)	Rating (Rank)	Rating (Rank)
Summary Ratings (Rank)	4.05 (84)	5.60 (51)	6.96 (54)	6.40 (88)	6.30 (109)	6.00 (127)	6.14 (126)
	Rating (Data)	Rating (Data)	Rating (Data)	Rating (Data)	Rating (Data)	Rating (Data)	Rating (Data)
1. Size of Government	4.74	6.72	7.90	6.44	6.07	5.89	5.89
A. Government consumption	6.75 (17.05)	7.86 (13.27)	7.12 (15.8)	6.03 (19.51)	6.42 (18.17)	5.84 (20.15)	5.85 (20.1)
B. Transfers and subsidies	9.70 (1.6)	9.37 (2.8)	8.76 (5.04)	8.54 (5.86)	8.84 (4.77)	8.84 (4.77)	8.84 (4.77)
C. Government enterprises and investment	0.00 (50.1)	0.00 (60.6)	6.00 (28.3)	0.00 (50.7)	0.00 (57.02)	0.00 (63.24)	0.00 (62.62)
D. Top marginal tax rate	3.00	10.00	10.00	10.00	10.00	10.00	10.00
(i) Top marginal income tax rate	3.00 (48)	10.00 (10)	10.00 (13)	10.00 (13)	10.00 (13)	10.00 (13)	10.00 (13)
(ii) Top marginal income and payroll tax rate		10.00 (16)		10.00 (13)	10.00 (13)	10.00 (13)	10.00 (13)
E. State Ownership of Assets	4.25	6.39	7.62	7.62	5.07	4.78	4.78
2. Legal System and Property Rights	2.19	2.99	3.74	3.66	3.86	3.58	3.48
A. Judicial independence			2.17	2.49	3.37	0.96	0.24
B. Impartial courts			3.34	2.48	3.20	1.70	1.32
C. Protection of property rights	1.60	3.90	1.65	3.48	2.80	3.41	2.58
D. Military interference in rule of law and politics			5.00	5.00	5.00	5.00	5.00
E. Integrity of the legal system	1.70	1.70	5.00	5.00	4.17	4.17	4.17
F. Legal enforcement of contracts			3.99	3.99	3.99	3.99	4.49
G. Regulatory costs of the sale of real property			6.58	6.62	6.68	6.75	6.75
H. Reliability of police				2.17	2.85	2.46	2.81
I. Business costs of crime				3.65	4.77	5.99	5.99
<i>Gender Disparity Adjustment</i>	0.89	0.89	0.89	0.89	0.89	0.87	0.88
3. Sound Money	5.38	5.59	9.32	8.90	8.70	8.73	9.34
A. Money growth	7.19 (14.07)	5.62 (21.92)	9.54 (2.28)	7.69 (11.54)	7.58 (12.1)	8.50 (7.49)	9.81 (-0.96)
B. Standard deviation of inflation	3.81 (15.47)	0.00 (85.9)	8.66 (3.36)	9.00 (2.5)	7.72 (5.71)	7.22 (6.95)	8.11 (4.72)
C. Inflation: most recent year	0.54 (47.3)	6.75 (16.26)	9.08 (4.6)	8.92 (5.4)	9.50 (2.5)	9.19 (4.06)	9.44 (2.82)
D. Freedom to own foreign currency bank accounts	10.00	10.00	10.00	10.00	10.00	10.00	10.00
4. Freedom to Trade Internationally	4.13	6.32	8.08	7.28	7.00	6.85	7.03
A. Tariffs	4.80	7.56	8.62	8.84	7.92	7.77	8.00
(i) Revenue from trade taxes (% of trade sector)	4.80 (7.8)	8.47 (2.3)	8.41 (2.38)	9.16 (1.26)	9.24 (1.14)	9.24 (1.14)	9.24 (1.14)
(ii) Mean tariff rate		6.66 (16.7)	8.10 (9.5)	8.56 (7.2)	7.76 (11.2)	7.68 (11.6)	7.64 (11.8)
(iii) Standard deviation of tariff rates			9.36 (1.6)	8.80 (2.99)	6.77 (8.06)	6.38 (9.05)	7.12 (7.2)
B. Regulatory trade barriers			5.91	4.90	5.76	3.41	3.91
(i) Non-tariff trade barriers			4.82	3.90	4.38	4.92	4.78
(ii) Compliance costs of importing and exporting			7.00	5.90	7.14	1.89	3.05
C. Black-market exchange rates	5.60	9.40	10.00	10.00	10.00	10.00	10.00
D. Controls of the movement of capital and people	2.00	2.00	7.78	5.38	4.32	6.22	6.22
(i) Foreign ownership / investment restrictions			8.63	4.91	4.02	4.04	4.04
(ii) Capital controls	2.00	2.00	6.92	6.92	4.62	4.62	4.62
(iii) Freedom of foreigners to visit				4.30	4.31	10.00	10.00
5. Regulation	3.81	6.37	5.76	5.74	5.85	4.95	4.93
A. Credit market regulations	2.49	9.33	9.21	8.38	9.00	7.63	7.63
(i) Ownership of banks		10.00	10.00	8.00	8.00	8.00	8.00
(ii) Private sector credit	4.97	10.00	9.63	8.14	10.00	4.89	4.89
(iii) Interest rate controls / negative real interest rates	0.00	8.00	8.00	9.00	9.00	10.00	10.00
B. Labor market regulations			3.94	4.57	4.54	3.95	3.84
(i) Hiring regulations and minimum wage			3.09	2.20	2.23	1.10	1.10
(ii) Hiring and firing regulations			4.90	5.45	4.12	2.01	2.02
(iii) Centralized collective bargaining			7.13	7.50	5.37	5.63	5.06
(iv) Hours regulations			5.51	4.70	8.00	8.00	8.00
(v) Mandated cost of worker dismissal			0.00				
(vi) Conscription	3.00	3.00	3.00	3.00	3.00	3.00	3.00
C. Business regulations			4.13	4.26	4.01	3.27	3.32
(i) Administrative requirements			5.50	2.55	3.65	2.54	1.83
(ii) Bureaucracy costs			3.85	4.00	3.18	1.33	2.22
(iii) Starting a business			6.15	6.81	7.44	7.99	8.12
(iv) Extra payments / bribes / favoritism			5.14	4.72	3.05	2.10	2.10
(v) Licensing restrictions				7.51	6.72	5.67	5.66
(vi) Cost of tax compliance			0.00	0.00	0.00	0.00	0.00

Bosnia and Herzegovina

	1980	1990	2000	2005	2010	2015	2017
	Rating (Rank)	Rating (Rank)	Rating (Rank)	Rating (Rank)	Rating (Rank)	Rating (Rank)	Rating (Rank)
Summary Ratings (Rank)				6.23 (97)	6.69 (86)	6.69 (92)	6.69 (92)
	Rating (Data)	Rating (Data)	Rating (Data)	Rating (Data)	Rating (Data)	Rating (Data)	Rating (Data)
1. Size of Government			3.58	5.69	5.86	5.67	5.63
A. Government consumption				5.76 (20.42)	5.64 (20.82)	5.49 (21.34)	5.71 (20.57)
B. Transfers and subsidies				5.65 (16.46)	6.00 (15.19)	5.35 (17.56)	5.64 (16.51)
C. Government enterprises and investment			2.00	4.00 (33.18)	4.00 (37.09)	4.00 (32.73)	4.00 (32.73)
D. Top marginal tax rate				6.50	6.50	6.50	6.50
(i) Top marginal income tax rate				10.00 (15)	10.00 (10)	10.00 (10)	10.00 (10)
(ii) Top marginal income and payroll tax rate				3.00 (50)	3.00 (47)	3.00 (47)	3.00 (47)
E. State Ownership of Assets			5.16	6.56	7.16	7.03	6.31
2. Legal System and Property Rights				3.51	4.49	4.24	4.19
A. Judicial independence				3.54	3.44	3.18	2.72
B. Impartial courts				3.26	3.09	2.77	2.01
C. Protection of property rights				3.26	3.22	3.57	3.71
D. Military interference in rule of law and politics				4.20	4.50	5.10	5.30
E. Integrity of the legal system							
F. Legal enforcement of contracts				3.65	3.53	3.79	3.79
G. Regulatory costs of the sale of real property				3.36	7.63	7.84	7.84
H. Reliability of police				2.83	5.40	4.92	4.25
I. Business costs of crime				4.51	5.76	5.06	5.17
<i>Gender Disparity Adjustment</i>	0.96	0.96	0.96	0.96	0.96	0.87	0.93
3. Sound Money				8.42	8.27	8.46	8.31
A. Money growth				9.80 (1)	9.88 (0.58)	9.34 (3.29)	8.77 (6.17)
B. Standard deviation of inflation				9.32 (1.7)	8.62 (3.46)	9.68 (0.8)	9.69 (0.77)
C. Inflation: most recent year				9.57 (2.13)	9.56 (2.19)	9.83 (-0.85)	9.77 (1.17)
D. Freedom to own foreign currency bank accounts				5.00	5.00	5.00	5.00
4. Freedom to Trade Internationally				6.74	7.56	7.78	7.84
A. Tariffs				5.93	8.44	8.57	8.52
(i) Revenue from trade taxes (% of trade sector)				3.89 (9.16)	10.00 (0)	10.00 (0)	9.99 (0.02)
(ii) Mean tariff rate				8.56 (7.2)	8.70 (6.5)	8.74 (6.3)	8.74 (6.3)
(iii) Standard deviation of tariff rates				5.33 (11.66)	6.62 (8.45)	6.98 (7.56)	6.82 (7.94)
B. Regulatory trade barriers				6.22	6.78	7.26	7.41
(i) Non-tariff trade barriers				5.67	5.66	4.93	5.22
(ii) Compliance costs of importing and exporting				6.76	7.91	9.60	9.60
C. Black-market exchange rates				10.00	10.00	10.00	10.00
D. Controls of the movement of capital and people				4.80	5.01	5.28	5.42
(i) Foreign ownership / investment restrictions				5.25	5.12	4.23	4.66
(ii) Capital controls				3.85	4.62	3.08	3.08
(iii) Freedom of foreigners to visit				5.30	5.31	8.52	8.52
5. Regulation				6.77	7.30	7.31	7.50
A. Credit market regulations				9.33	9.26	9.54	10.00
(i) Ownership of banks				8.00	10.00	10.00	10.00
(ii) Private sector credit				10.00	7.78	8.63	10.00
(iii) Interest rate controls / negative real interest rates				10.00	10.00	10.00	10.00
B. Labor market regulations				6.09	7.29	7.13	7.35
(i) Hiring regulations and minimum wage				3.30	3.33	4.43	5.57
(ii) Hiring and firing regulations				4.57	5.87	3.76	3.65
(iii) Centralized collective bargaining				7.87	7.03	7.08	7.35
(iv) Hours regulations				8.70	10.00	10.00	10.00
(v) Mandated cost of worker dismissal				7.13	7.51	7.51	7.51
(vi) Conscription				5.00	10.00	10.00	10.00
C. Business regulations				4.90	5.35	5.26	5.14
(i) Administrative requirements				1.99	2.97	2.63	2.24
(ii) Bureaucracy costs				6.16	5.30	4.67	5.11
(iii) Starting a business				7.72	8.44	7.73	7.21
(iv) Extra payments / bribes / favoritism				5.22	4.13	3.19	3.15
(v) Licensing restrictions				2.41	5.95	7.97	7.74
(vi) Cost of tax compliance				5.87	5.27	5.39	5.39

Botswana

	1980	1990	2000	2005	2010	2015	2017
	Rating (Rank)	Rating (Rank)	Rating (Rank)	Rating (Rank)	Rating (Rank)	Rating (Rank)	Rating (Rank)
Summary Ratings (Rank)	5.45 (45)	5.96 (42)	7.46 (32)	7.08 (56)	7.01 (65)	7.24 (57)	7.37 (49)
	Rating (Data)	Rating (Data)	Rating (Data)	Rating (Data)	Rating (Data)	Rating (Data)	Rating (Data)
1. Size of Government	4.04	4.94	4.84	5.47	5.47	5.39	6.37
A. Government consumption	3.68 (27.5)	1.63 (34.45)	0.00 (49.02)	0.00 (43.91)	2.03 (33.1)	3.43 (28.34)	3.68 (27.5)
B. Transfers and subsidies	8.80 (4.9)	8.34 (6.6)	8.04 (7.7)	7.16 (10.91)	7.16 (10.91)	7.16 (10.91)	8.81 (4.85)
C. Government enterprises and investment	2.00 (44.9)	6.00 (26.5)	2.00 (46.2)	6.00 (29.41)	4.00 (38.9)	4.00 (30.06)	7.00 (23.07)
D. Top marginal tax rate	0.00	3.00	9.00	9.00	9.00	9.00	9.00
(i) Top marginal income tax rate	0.00 (75)	3.00 (50)	9.00 (25)	9.00 (25)	9.00 (25)	9.00 (25)	9.00 (25)
(ii) Top marginal income and payroll tax rate		3.00 (50)	9.00 (25)	9.00 (25)	9.00 (25)	9.00 (25)	9.00 (25)
E. State Ownership of Assets	5.73	5.73	5.18	5.18	5.18	3.37	3.34
2. Legal System and Property Rights		6.28	6.95	6.53	6.68	6.16	5.88
A. Judicial independence				7.22	7.27	6.11	5.45
B. Impartial courts			6.76	6.57	6.32	5.88	5.31
C. Protection of property rights		5.90		6.43	6.86	6.71	6.81
D. Military interference in rule of law and politics			10.00	10.00	10.00	8.33	8.33
E. Integrity of the legal system		8.30	6.67	6.67	5.83	5.83	5.83
F. Legal enforcement of contracts			3.30	3.30	4.05	3.34	3.07
G. Regulatory costs of the sale of real property			8.05	8.18	8.05	8.10	7.81
H. Reliability of police				5.22	6.45	6.40	6.06
I. Business costs of crime				5.15	6.41	5.50	5.57
<i>Gender Disparity Adjustment</i>	1.00	1.00	1.00	1.00	0.96	0.97	0.95
3. Sound Money	5.49	5.84	9.09	8.80	8.27	9.08	9.26
A. Money growth	9.32 (3.41)	8.00 (9.98)	9.86 (0.72)	8.55 (-7.27)	8.37 (8.14)	8.06 (9.68)	9.36 (3.21)
B. Standard deviation of inflation	6.44 (8.9)	6.55 (8.62)	8.24 (4.4)	8.40 (4.01)	6.08 (9.8)	8.89 (2.78)	8.35 (4.13)
C. Inflation: most recent year	6.18 (19.08)	8.79 (6.03)	8.28 (8.6)	8.28 (8.61)	8.61 (6.95)	9.39 (3.06)	9.34 (3.31)
D. Freedom to own foreign currency bank accounts	0.00	0.00	10.00	10.00	10.00	10.00	10.00
4. Freedom to Trade Internationally	5.93	6.63	7.94	7.15	7.06	7.67	7.44
A. Tariffs	4.79	6.29	6.84	6.27	5.98	5.73	5.04
(i) Revenue from trade taxes (% of trade sector)	1.47 (12.8)	5.60 (6.6)	5.96 (6.06)	5.96 (6.06)	4.40 (8.4)	3.17 (10.25)	1.03 (13.45)
(ii) Mean tariff rate	8.12 (9.4)	7.80 (11)	8.56 (7.2)	8.02 (9.9)	8.46 (7.7)	8.48 (7.6)	8.48 (7.6)
(iii) Standard deviation of tariff rates		5.48 (11.3)	6.00 (10)	4.82 (12.96)	5.07 (12.32)	5.53 (11.17)	5.59 (11.02)
B. Regulatory trade barriers			8.00	5.52	5.81	7.61	7.47
(i) Non-tariff trade barriers				6.33	6.36	6.03	5.54
(ii) Compliance costs of importing and exporting			8.00	4.71	5.26	9.20	9.39
C. Black-market exchange rates	8.00	8.60	10.00	10.00	10.00	10.00	10.00
D. Controls of the movement of capital and people	5.00	5.00	6.92	6.81	6.46	7.35	7.26
(i) Foreign ownership / investment restrictions				6.90	7.37	6.67	6.39
(ii) Capital controls	5.00	5.00	6.92	6.92	5.38	5.38	5.38
(iii) Freedom of foreigners to visit				6.60	6.64	10.00	10.00
5. Regulation	6.32	6.12	8.46	7.44	7.56	7.88	7.90
A. Credit market regulations	6.47	6.33	10.00	9.18	8.28	9.19	9.19
(i) Ownership of banks		5.00	10.00	8.00	8.00	8.00	8.00
(ii) Private sector credit	8.95	10.00	10.00	9.55	7.84	9.58	9.57
(iii) Interest rate controls / negative real interest rates	4.00	4.00	10.00	10.00	9.00	10.00	10.00
B. Labor market regulations			6.91	7.09	7.35	7.52	7.49
(i) Hiring regulations and minimum wage			10.00	10.00	10.00	10.00	10.00
(ii) Hiring and firing regulations			3.33	4.14	4.12	4.76	4.78
(iii) Centralized collective bargaining			6.50	6.72	6.21	6.58	6.36
(iv) Hours regulations			10.00	10.00	10.00	10.00	10.00
(v) Mandated cost of worker dismissal			1.66	1.66	3.78	3.78	3.78
(vi) Conscription	10.00	10.00	10.00	10.00	10.00	10.00	10.00
C. Business regulations				6.04	7.05	6.92	7.01
(i) Administrative requirements				3.55	4.71	4.14	4.22
(ii) Bureaucracy costs				3.41	6.67	6.22	6.67
(iii) Starting a business			6.55	6.56	8.03	8.45	8.46
(iv) Extra payments / bribes / favoritism				6.91	6.44	5.14	4.83
(v) Licensing restrictions				7.41	8.19	9.29	9.26
(vi) Cost of tax compliance			8.43	8.43	8.30	8.30	8.65

Brazil

	1980	1990	2000	2005	2010	2015	2017
	Rating (Rank)	Rating (Rank)	Rating (Rank)	Rating (Rank)	Rating (Rank)	Rating (Rank)	Rating (Rank)
Summary Ratings (Rank)	3.92 (87)	4.22 (98)	6.02 (85)	6.19 (99)	6.47 (104)	5.83 (134)	6.23 (120)
	Rating (Data)	Rating (Data)	Rating (Data)	Rating (Data)	Rating (Data)	Rating (Data)	Rating (Data)
1. Size of Government	5.25	6.01	6.19	6.79	7.00	5.53	5.65
A. Government consumption	8.34 (11.65)	4.55 (24.55)	4.44 (24.9)	4.43 (24.94)	4.71 (24)	4.82 (23.6)	4.70 (24.01)
B. Transfers and subsidies	6.76 (12.4)	7.22 (10.7)	5.96 (15.33)	8.98 (4.24)	7.26 (10.55)	5.79 (15.96)	5.22 (18.06)
C. Government enterprises and investment	2.00 (49.2)	7.00 (24.9)	8.00 (17.8)	8.00 (16.93)	8.00 (19.22)	4.00 (30.46)	4.00 (30.46)
D. Top marginal tax rate	4.00	5.50	5.50	5.50	8.00	6.00	6.00
(i) Top marginal income tax rate	4.00 (55)	9.00 (25)	8.00 (27.5)	8.00 (28)	8.00 (28)	8.00 (28)	8.00 (28)
(ii) Top marginal income and payroll tax rate		2.00 (53)	3.00 (50)	3.00 (50)	8.00 (28)	4.00 (44)	4.00 (44)
E. State Ownership of Assets	5.13	5.81	7.06	7.06	7.06	7.06	8.35
2. Legal System and Property Rights	4.56	6.19	5.65	4.69	5.06	4.45	4.53
A. Judicial independence			5.51	3.03	4.56	4.61	4.77
B. Impartial courts			6.18	3.42	4.30	2.90	2.88
C. Protection of property rights	6.40	7.30	5.08	6.02	5.69	5.22	5.29
D. Military interference in rule of law and politics			6.67	6.67	6.67	6.67	6.67
E. Integrity of the legal system	6.70	6.70	3.33	4.17	3.33	3.33	3.33
F. Legal enforcement of contracts			4.67	4.82	4.00	3.74	3.64
G. Regulatory costs of the sale of real property			8.09	8.19	8.51	8.39	8.20
H. Reliability of police				3.11	5.42	4.04	4.19
I. Business costs of crime				2.76	3.97	2.77	2.81
<i>Gender Disparity Adjustment</i>	0.56	1.00	1.00	1.00	0.96	0.92	0.95
3. Sound Money	1.66	0.00	6.14	7.64	7.97	7.97	9.42
A. Money growth	3.26 (33.71)	0.00 (458.38)	8.07 (9.63)	7.92 (10.39)	8.55 (7.27)	9.06 (4.7)	9.14 (4.29)
B. Standard deviation of inflation	3.37 (16.57)	0.00 (878.93)	7.88 (5.29)	9.02 (2.45)	9.33 (1.67)	9.61 (0.98)	9.22 (1.94)
C. Inflation: most recent year	0.00 (87.47)	0.00 (2509.47)	8.59 (7.04)	8.63 (6.87)	8.99 (5.04)	8.19 (9.03)	9.31 (3.45)
D. Freedom to own foreign currency bank accounts	0.00	0.00	0.00	5.00	5.00	5.00	10.00
4. Freedom to Trade Internationally	3.24	4.28	6.63	7.15	7.15	6.91	7.13
A. Tariffs	3.33	4.84	7.18	7.20	7.20	7.26	7.36
(i) Revenue from trade taxes (% of trade sector)	3.33 (10)	7.53 (3.7)	7.21 (4.18)	7.21 (4.18)	8.29 (2.57)	8.37 (2.44)	8.62 (2.07)
(ii) Mean tariff rate		4.00 (30)	7.12 (14.4)	7.54 (12.3)	7.26 (13.7)	7.30 (13.5)	7.32 (13.4)
(iii) Standard deviation of tariff rates		3.00 (17.5)	7.20 (7)	6.85 (7.87)	6.05 (9.86)	6.11 (9.72)	6.14 (9.65)
B. Regulatory trade barriers			5.18	6.14	6.48	5.14	5.94
(i) Non-tariff trade barriers			4.02	5.12	4.95	4.46	4.02
(ii) Compliance costs of importing and exporting			6.33	7.16	8.01	5.83	7.87
C. Black-market exchange rates	6.40	8.00	10.00	9.04	9.78	10.00	10.00
D. Controls of the movement of capital and people	0.00	0.00	4.17	6.21	5.12	5.24	5.23
(i) Foreign ownership / investment restrictions			7.56	6.16	5.99	5.23	5.20
(ii) Capital controls	0.00	0.00	0.77	6.15	3.08	2.31	2.31
(iii) Freedom of foreigners to visit				6.30	6.31	8.19	8.19
5. Regulation	4.89	4.59	5.51	4.67	5.15	4.30	4.41
A. Credit market regulations	5.26	4.40	6.23	5.98	7.05	5.23	4.97
(i) Ownership of banks	5.00	5.00	5.00	5.00	5.00	5.00	5.00
(ii) Private sector credit	6.79	8.21	8.56	7.94	9.16	3.70	4.90
(iii) Interest rate controls / negative real interest rates	4.00	0.00	5.00	5.00	7.00	7.00	5.00
B. Labor market regulations		4.78	4.83	3.84	4.50	4.18	4.21
(i) Hiring regulations and minimum wage			3.46	2.20	2.23	2.23	2.23
(ii) Hiring and firing regulations		6.18	5.25	2.85	3.19	1.54	1.71
(iii) Centralized collective bargaining	5.18	5.18	5.52	5.25	5.46	5.15	5.19
(iv) Hours regulations			6.01	4.00	6.00	6.00	6.00
(v) Mandated cost of worker dismissal			5.74	5.74	7.13	7.13	7.13
(vi) Conscription	3.00	3.00	3.00	3.00	3.00	3.00	3.00
C. Business regulations			5.47	4.20	3.90	3.48	4.04
(i) Administrative requirements			7.70	1.46	1.74	1.14	1.05
(ii) Bureaucracy costs			7.38	5.26	5.45	4.67	6.00
(iii) Starting a business			6.54	6.56	6.61	7.40	9.27
(iv) Extra payments / bribes / favoritism			5.73	6.28	4.69	2.68	2.91
(v) Licensing restrictions				5.65	4.93	5.00	5.00
(vi) Cost of tax compliance			0.00	0.00	0.00	0.00	0.00

Brunei Darussalam

	1980	1990	2000	2005	2010	2015	2017
	Rating (Rank)	Rating (Rank)	Rating (Rank)	Rating (Rank)	Rating (Rank)	Rating (Rank)	Rating (Rank)
Summary Ratings (Rank)					7.07 (61)	6.77 (89)	6.62 (100)
	Rating (Data)	Rating (Data)	Rating (Data)	Rating (Data)	Rating (Data)	Rating (Data)	Rating (Data)
1. Size of Government					5.00	5.00	3.33
A. Government consumption					0.00 (49.2)	0.00 (55.88)	0.00 (56.39)
B. Transfers and subsidies							
C. Government enterprises and investment							0.00 (87.38)
D. Top marginal tax rate					10.00	10.00	10.00
(i) Top marginal income tax rate					10.00 (0)	10.00 (0)	10.00 (0)
(ii) Top marginal income and payroll tax rate					10.00 (8.5)	10.00 (7)	10.00 (7)
E. State Ownership of Assets							
2. Legal System and Property Rights					5.85	5.24	5.31
A. Judicial independence					6.28	5.10	5.01
B. Impartial courts					5.28	3.49	3.44
C. Protection of property rights					6.06	5.45	5.54
D. Military interference in rule of law and politics					8.33	8.33	8.33
E. Integrity of the legal system					8.33	8.33	8.33
F. Legal enforcement of contracts					4.17	4.17	4.17
G. Regulatory costs of the sale of real property					4.80	4.80	4.80
H. Reliability of police					7.01	6.15	6.71
I. Business costs of crime					8.38	6.71	7.16
<i>Gender Disparity Adjustment</i>	0.79	0.79	0.79	0.79	0.79	0.79	0.79
3. Sound Money					8.31	8.51	8.77
A. Money growth					8.86 (-5.68)	9.69 (1.57)	9.50 (2.48)
B. Standard deviation of inflation					4.45 (13.87)	4.42 (13.95)	5.59 (11.02)
C. Inflation: most recent year					9.93 (0.36)	9.92 (0.42)	9.97 (-0.17)
D. Freedom to own foreign currency bank accounts					10.00	10.00	10.00
4. Freedom to Trade Internationally					7.73	6.99	7.16
A. Tariffs					8.70	9.24	9.62
(i) Revenue from trade taxes (% of trade sector)							
(ii) Mean tariff rate					9.50 (2.5)	9.76 (1.2)	9.96 (0.2)
(iii) Standard deviation of tariff rates					7.89 (5.28)	8.73 (3.18)	9.29 (1.78)
B. Regulatory trade barriers					6.87	3.58	3.82
(i) Non-tariff trade barriers					6.11	4.94	5.30
(ii) Compliance costs of importing and exporting					7.63	2.22	2.34
C. Black-market exchange rates					10.00	10.00	10.00
D. Controls of the movement of capital and people					5.34	5.13	5.20
(i) Foreign ownership / investment restrictions					5.89	4.91	5.13
(ii) Capital controls					6.15	6.15	6.15
(iii) Freedom of foreigners to visit					3.98	4.31	4.31
5. Regulation					8.46	8.14	8.52
A. Credit market regulations					9.30	8.30	9.13
(i) Ownership of banks							
(ii) Private sector credit					9.60	6.60	8.26
(iii) Interest rate controls / negative real interest rates					9.00	10.00	10.00
B. Labor market regulations					9.01	8.69	8.69
(i) Hiring regulations and minimum wage					10.00	10.00	10.00
(ii) Hiring and firing regulations					6.07	4.55	4.69
(iii) Centralized collective bargaining					7.98	7.62	7.47
(iv) Hours regulations					10.00	10.00	10.00
(v) Mandated cost of worker dismissal					10.00	10.00	10.00
(vi) Conscription					10.00	10.00	10.00
C. Business regulations					7.06	7.43	7.74
(i) Administrative requirements					4.60	3.85	3.85
(ii) Bureaucracy costs					7.12	6.89	8.00
(iii) Starting a business					6.64	9.52	9.81
(iv) Extra payments / bribes / favoritism					6.82	5.46	5.78
(v) Licensing restrictions					8.25	9.69	9.56
(vi) Cost of tax compliance					8.92	9.14	9.41

Bulgaria

	1980	1990	2000	2005	2010	2015	2017
	Rating (Rank)	Rating (Rank)	Rating (Rank)	Rating (Rank)	Rating (Rank)	Rating (Rank)	Rating (Rank)
Summary Ratings (Rank)		4.25 (95)	5.69 (99)	7.02 (59)	7.37 (39)	7.42 (45)	7.54 (37)
	Rating (Data)	Rating (Data)	Rating (Data)	Rating (Data)	Rating (Data)	Rating (Data)	Rating (Data)
1. Size of Government	4.52	2.93	5.22	6.65	6.78	7.13	7.13
A. Government consumption	9.04 (9.26)	4.91 (23.31)	5.24 (22.2)	5.60 (20.96)	5.73 (20.53)	5.73 (20.51)	5.74 (20.47)
B. Transfers and subsidies		2.72 (27.2)	5.81 (15.9)	5.60 (16.63)	5.61 (16.63)	5.85 (15.74)	5.85 (15.74)
C. Government enterprises and investment		0.00 (96.4)	4.00 (38.95)	8.00 (19.02)	7.00 (22.68)	8.00 (15.41)	8.00 (15.41)
D. Top marginal tax rate			3.00	6.00	7.50	8.50	8.50
(i) Top marginal income tax rate			5.00 (38)	9.00 (24)	10.00 (10)	10.00 (10)	10.00 (10)
(ii) Top marginal income and payroll tax rate			1.00 (56)	3.00 (50)	5.00 (38)	7.00 (34)	7.00 (34)
E. State Ownership of Assets	0.00	4.10	8.07	8.07	8.07	7.55	7.55
2. Legal System and Property Rights		7.25	5.81	4.98	4.89	4.88	5.28
A. Judicial independence			4.18	2.51	3.23	3.37	3.49
B. Impartial courts			4.51	2.55	2.91	3.61	3.36
C. Protection of property rights		8.60	3.35	4.58	3.82	4.48	4.25
D. Military interference in rule of law and politics			8.33	8.33	8.33	8.33	8.33
E. Integrity of the legal system		8.30	6.67	6.67	4.17	5.00	5.00
F. Legal enforcement of contracts			4.77	4.77	4.77	4.77	5.08
G. Regulatory costs of the sale of real property			8.85	8.88	8.73	8.84	8.69
H. Reliability of police				2.90	3.99	4.21	4.39
I. Business costs of crime				3.64	4.94	5.00	4.90
<i>Gender Disparity Adjustment</i>	1.00	1.00	1.00	1.00	0.96	0.85	1.00
3. Sound Money		4.45	3.23	8.89	9.51	9.36	9.43
A. Money growth		7.38 (13.1)	0.00 (76.68)	7.29 (13.53)	9.89 (-0.57)	8.30 (8.48)	8.80 (6.02)
B. Standard deviation of inflation		5.64 (10.9)	0.00 (409.71)	9.28 (1.8)	8.64 (3.39)	9.14 (2.16)	9.34 (1.65)
C. Inflation: most recent year		4.76 (26.19)	7.94 (10.32)	8.99 (5.04)	9.51 (2.44)	9.98 (-0.1)	9.59 (2.06)
D. Freedom to own foreign currency bank accounts	0.00	0.00	5.00	10.00	10.00	10.00	10.00
4. Freedom to Trade Internationally		2.81	7.33	7.22	7.94	8.13	8.11
A. Tariffs		8.43	7.85	7.75	9.15	8.36	8.23
(i) Revenue from trade taxes (% of trade sector)		9.13 (1.3)	9.53 (0.71)	9.59 (0.62)	9.63 (0.55)	9.10 (1.35)	9.00 (1.5)
(ii) Mean tariff rate		7.72 (11.4)	7.26 (13.7)	7.86 (10.7)	8.98 (5.1)	8.98 (5.1)	8.98 (5.1)
(iii) Standard deviation of tariff rates			6.76 (8.11)	5.80 (10.5)	8.84 (2.91)	7.00 (7.5)	6.70 (8.26)
B. Regulatory trade barriers			6.43	5.72	6.28	7.62	7.60
(i) Non-tariff trade barriers			4.35	5.02	5.23	5.40	5.37
(ii) Compliance costs of importing and exporting			8.50	6.42	7.34	9.84	9.84
C. Black-market exchange rates	0.00	0.00	10.00	10.00	10.00	10.00	10.00
D. Controls of the movement of capital and people	0.00	0.00	5.04	5.41	6.33	6.55	6.62
(i) Foreign ownership / investment restrictions			7.01	5.21	4.89	5.10	5.30
(ii) Capital controls	0.00	0.00	3.08	4.62	7.69	6.92	6.92
(iii) Freedom of foreigners to visit				6.40	6.42	7.63	7.63
5. Regulation		3.80	6.87	7.33	7.72	7.58	7.74
A. Credit market regulations	0.00	3.52	8.91	10.00	9.49	9.59	10.00
(i) Ownership of banks	0.00	0.00	8.00	10.00	10.00	10.00	10.00
(ii) Private sector credit		6.55	9.72	10.00	8.46	8.78	10.00
(iii) Interest rate controls / negative real interest rates		4.00	9.00	10.00	10.00	10.00	10.00
B. Labor market regulations			5.63	6.43	7.68	7.04	7.06
(i) Hiring regulations and minimum wage			2.57	8.30	6.67	5.57	5.57
(ii) Hiring and firing regulations			4.33	4.50	5.23	4.76	4.63
(iii) Centralized collective bargaining			7.87	7.62	6.95	6.69	6.92
(iv) Hours regulations			6.85	6.00	8.00	6.00	6.00
(v) Mandated cost of worker dismissal			9.17	9.17	9.25	9.25	9.25
(vi) Conscription	0.00	0.00	3.00	3.00	10.00	10.00	10.00
C. Business regulations			6.06	5.57	6.00	6.11	6.16
(i) Administrative requirements			6.10	2.75	3.42	4.16	3.96
(ii) Bureaucracy costs			5.95	3.38	6.52	5.56	6.00
(iii) Starting a business			8.60	8.68	9.41	9.25	9.25
(iv) Extra payments / bribes / favoritism			6.57	7.42	3.87	3.60	3.52
(v) Licensing restrictions				8.09	8.39	9.20	9.33
(vi) Cost of tax compliance			3.10	3.10	4.40	4.92	4.92

Burkina Faso

	1980	1990	2000	2005	2010	2015	2017
	Rating (Rank)	Rating (Rank)	Rating (Rank)	Rating (Rank)	Rating (Rank)	Rating (Rank)	Rating (Rank)
Summary Ratings (Rank)				5.96 (110)	6.02 (126)	5.94 (128)	6.07 (130)
	Rating (Data)	Rating (Data)	Rating (Data)	Rating (Data)	Rating (Data)	Rating (Data)	Rating (Data)
1. Size of Government			4.92	6.23	5.22	5.98	5.73
A. Government consumption				5.10 (22.66)	4.50 (24.7)	3.75 (27.25)	2.51 (31.46)
B. Transfers and subsidies				9.97 (0.6)	9.96 (0.66)	10.00 (0.19)	9.59 (2.02)
C. Government enterprises and investment			2.00 (41.4)	2.00 (46.87)	0.00 (54.2)	2.00 (47.14)	2.00 (46)
D. Top marginal tax rate						6.50	6.50
(i) Top marginal income tax rate						9.00 (25)	9.00 (25)
(ii) Top marginal income and payroll tax rate						4.00 (42)	4.00 (42)
E. State Ownership of Assets	3.83	4.16	7.84	7.84	6.44	7.67	8.08
2. Legal System and Property Rights				4.17	4.25	3.60	4.26
A. Judicial independence				3.37	2.58	1.85	4.33
B. Impartial courts				3.67	3.58	3.59	4.62
C. Protection of property rights				5.74	5.49	4.16	5.08
D. Military interference in rule of law and politics				5.00	4.17	3.33	3.33
E. Integrity of the legal system				5.83	5.83	5.00	5.83
F. Legal enforcement of contracts				2.10	2.14	2.14	2.14
G. Regulatory costs of the sale of real property				1.56	4.68	4.76	4.79
H. Reliability of police				5.00	4.40	5.08	5.98
I. Business costs of crime				5.27	6.12	4.68	4.68
<i>Gender Disparity Adjustment</i>	0.56	1.00	1.00	1.00	0.96	0.87	0.88
3. Sound Money				6.84	6.87	6.96	6.97
A. Money growth				9.55 (2.23)	8.41 (7.96)	8.99 (5.03)	9.46 (2.69)
B. Standard deviation of inflation				9.11 (2.23)	9.24 (1.91)	9.03 (2.42)	8.50 (3.74)
C. Inflation: most recent year				8.72 (6.42)	9.85 (-0.76)	9.81 (0.95)	9.93 (0.36)
D. Freedom to own foreign currency bank accounts				0.00	0.00	0.00	0.00
4. Freedom to Trade Internationally				6.20	6.10	6.54	6.49
A. Tariffs				7.05	7.31	7.12	7.03
(i) Revenue from trade taxes (% of trade sector)				6.52 (5.22)	7.03 (4.45)	6.77 (4.84)	6.51 (5.23)
(ii) Mean tariff rate				7.38 (13.1)	7.62 (11.9)	7.56 (12.2)	7.56 (12.2)
(iii) Standard deviation of tariff rates				7.26 (6.84)	7.29 (6.78)	7.02 (7.44)	7.02 (7.44)
B. Regulatory trade barriers				5.03	4.80	4.54	4.43
(i) Non-tariff trade barriers				7.04	5.93	5.49	5.27
(ii) Compliance costs of importing and exporting				3.02	3.67	3.59	3.59
C. Black-market exchange rates				10.00	10.00	10.00	10.00
D. Controls of the movement of capital and people				2.72	2.28	4.51	4.51
(i) Foreign ownership / investment restrictions				7.40	6.06	5.57	5.57
(ii) Capital controls				0.77	0.77	0.77	0.77
(iii) Freedom of foreigners to visit				0.00	0.00	7.19	7.19
5. Regulation				6.34	7.66	6.64	6.87
A. Credit market regulations				7.83	9.38	7.01	7.68
(i) Ownership of banks				10.00	10.00	8.00	10.00
(ii) Private sector credit				5.49	8.14	8.03	8.03
(iii) Interest rate controls / negative real interest rates				8.00	10.00	5.00	5.00
B. Labor market regulations				5.89	7.76	7.16	6.91
(i) Hiring regulations and minimum wage				1.70	7.77	6.67	6.67
(ii) Hiring and firing regulations				4.82	5.94	5.15	4.46
(iii) Centralized collective bargaining				5.99	6.94	7.19	6.41
(iv) Hours regulations				6.00	8.00	6.00	6.00
(v) Mandated cost of worker dismissal				6.85	7.94	7.94	7.94
(vi) Conscription				10.00	10.00	10.00	10.00
C. Business regulations				5.30	5.84	5.75	6.01
(i) Administrative requirements				4.29	4.23	4.33	3.68
(ii) Bureaucracy costs				4.09	3.79	2.00	4.22
(iii) Starting a business				6.06	7.86	9.10	9.12
(iv) Extra payments / bribes / favoritism				5.04	3.51	3.14	3.11
(v) Licensing restrictions				5.35	8.70	8.94	8.94
(vi) Cost of tax compliance				6.97	6.97	6.97	6.97

Burundi

	1980	1990	2000	2005	2010	2015	2017
	Rating (Rank)	Rating (Rank)	Rating (Rank)	Rating (Rank)	Rating (Rank)	Rating (Rank)	Rating (Rank)
Summary Ratings (Rank)	3.94 (86)	4.69 (87)	4.71 (117)	5.56 (126)	5.31 (147)	6.06 (125)	6.17 (124)
	Rating (Data)	Rating (Data)	Rating (Data)	Rating (Data)	Rating (Data)	Rating (Data)	Rating (Data)
1. Size of Government	4.63	4.52	5.33	7.47	5.06	6.73	6.92
A. Government consumption	9.07 (9.16)	8.75 (10.27)	7.96 (12.92)	5.52 (21.24)	3.50 (28.1)	5.97 (19.7)	7.47 (14.59)
B. Transfers and subsidies			9.43 (2.6)	9.43 (2.6)	9.73 (1.51)	10.00 (0.47)	10.00 (0.47)
C. Government enterprises and investment	0.00 (91.9)	0.00 (82.2)	0.00 (87.3)	10.00 (10.38)	2.00 (47.75)	7.00 (23.61)	7.00 (22.47)
D. Top marginal tax rate						6.50	6.50
(i) Top marginal income tax rate						8.00 (30)	8.00 (30)
(ii) Top marginal income and payroll tax rate						5.00 (38)	5.00 (38)
E. State Ownership of Assets	4.83	4.83	3.93	4.93	5.01	4.17	3.63
2. Legal System and Property Rights	4.34	4.11	2.80	2.78	2.78	3.09	3.53
A. Judicial independence				1.40	1.14	1.21	2.09
B. Impartial courts			3.67	2.53	2.64	3.10	2.99
C. Protection of property rights	4.00	3.80		3.31	2.84	2.93	3.38
D. Military interference in rule of law and politics			2.20	1.90	2.20	1.70	1.10
E. Integrity of the legal system	5.80	5.30					
F. Legal enforcement of contracts			2.94	3.91	2.65	2.65	2.81
G. Regulatory costs of the sale of real property			3.22	3.22	6.38	8.51	8.55
H. Reliability of police				3.70	1.99	2.00	3.36
I. Business costs of crime				3.92	4.01	3.89	4.67
<i>Gender Disparity Adjustment</i>	0.86	0.86	0.86	0.86	0.86	0.90	0.95
3. Sound Money	5.56	6.50	6.19	6.71	7.01	7.78	8.24
A. Money growth	7.91 (10.45)	9.97 (0.15)	7.67 (11.66)	6.83 (15.85)	7.48 (12.61)	8.87 (5.66)	7.72 (11.38)
B. Standard deviation of inflation	7.60 (5.99)	7.22 (6.94)	6.95 (7.62)	7.72 (5.69)	6.83 (7.93)	8.36 (4.11)	8.46 (3.86)
C. Inflation: most recent year	6.72 (16.38)	8.80 (5.99)	5.14 (24.31)	7.30 (13.52)	8.72 (6.4)	8.89 (5.55)	6.79 (16.05)
D. Freedom to own foreign currency bank accounts	0.00	0.00	5.00	5.00	5.00	5.00	10.00
4. Freedom to Trade Internationally	0.33	3.37	4.48	3.73	4.94	6.10	5.88
A. Tariffs	0.00	1.30	1.13	4.48	4.64	6.90	6.88
(i) Revenue from trade taxes (% of trade sector)	0.00 (18.1)	0.00 (22.9)	1.13 (13.31)	1.13 (13.31)	1.13 (13.31)	8.07 (2.9)	8.07 (2.9)
(ii) Mean tariff rate		2.60 (37)		6.08 (19.6)	7.50 (12.5)	7.44 (12.8)	7.44 (12.8)
(iii) Standard deviation of tariff rates				6.24 (9.4)	5.30 (11.75)	5.19 (12.03)	5.14 (12.16)
B. Regulatory trade barriers				2.96	3.97	2.54	2.40
(i) Non-tariff trade barriers				4.12	4.08	3.94	3.67
(ii) Compliance costs of importing and exporting				1.79	3.86	1.14	1.14
C. Black-market exchange rates	1.00	8.80	10.00	4.88	10.00	10.00	9.09
D. Controls of the movement of capital and people	0.00	0.00	2.31	2.62	1.16	4.98	5.14
(i) Foreign ownership / investment restrictions				5.54	3.49	3.40	3.89
(ii) Capital controls	0.00	0.00	2.31	2.31	0.00	1.54	1.54
(iii) Freedom of foreigners to visit				0.00	0.00	10.00	10.00
5. Regulation	4.84	4.96	4.74	7.10	6.78	6.59	6.27
A. Credit market regulations	2.94	3.26	1.42	8.79	7.60	6.00	5.00
(i) Ownership of banks	2.00	0.00	0.00	8.00	5.00	8.00	5.00
(ii) Private sector credit	4.81	5.78	0.25	8.36	7.80	0.00	0.00
(iii) Interest rate controls / negative real interest rates	2.00	4.00	4.00	10.00	10.00	10.00	10.00
B. Labor market regulations			8.07	7.69	7.79	7.89	7.80
(i) Hiring regulations and minimum wage			10.00	10.00	10.00	10.00	10.00
(ii) Hiring and firing regulations				5.75	4.77	3.67	3.66
(iii) Centralized collective bargaining				8.07	8.24	7.92	7.41
(iv) Hours regulations			4.70	4.70	6.00	8.00	8.00
(v) Mandated cost of worker dismissal			7.59	7.59	7.76	7.76	7.76
(vi) Conscription	10.00	10.00	10.00	10.00	10.00	10.00	10.00
C. Business regulations				4.82	4.94	5.89	6.02
(i) Administrative requirements				2.76	3.82	3.37	3.43
(ii) Bureaucracy costs				4.67	4.24	2.67	2.44
(iii) Starting a business			6.96	6.64	8.32	9.73	9.76
(iv) Extra payments / bribes / favoritism				3.98	2.60	2.89	3.30
(v) Licensing restrictions				2.46	3.72	9.29	9.76
(vi) Cost of tax compliance			8.43	8.43	6.93	7.40	7.40

Cambodia

	1980	1990	2000	2005	2010	2015	2017
	Rating (Rank)	Rating (Rank)	Rating (Rank)	Rating (Rank)	Rating (Rank)	Rating (Rank)	Rating (Rank)
Summary Ratings (Rank)					6.98 (67)	7.45 (42)	7.44 (43)
	Rating (Data)	Rating (Data)	Rating (Data)	Rating (Data)	Rating (Data)	Rating (Data)	Rating (Data)
1. Size of Government				6.87	7.43	9.11	9.08
A. Government consumption					9.64 (7.24)	9.83 (6.57)	9.84 (6.53)
B. Transfers and subsidies					9.89 (0.89)	9.71 (1.56)	9.61 (1.94)
C. Government enterprises and investment				6.00 (28.52)	2.00 (40)	8.00 (19.31)	8.00 (19.19)
D. Top marginal tax rate					10.00	10.00	10.00
(i) Top marginal income tax rate					10.00 (20)	10.00 (20)	10.00 (20)
(ii) Top marginal income and payroll tax rate					10.00 (20)	10.00 (20)	10.00 (20)
E. State Ownership of Assets	2.38	2.75	7.44	7.74	5.62	8.00	7.97
2. Legal System and Property Rights					4.61	4.35	4.43
A. Judicial independence					3.46	2.97	2.60
B. Impartial courts					4.88	3.01	3.17
C. Protection of property rights					4.63	4.74	4.86
D. Military interference in rule of law and politics					4.70	6.00	6.80
E. Integrity of the legal system							
F. Legal enforcement of contracts					2.44	1.82	1.82
G. Regulatory costs of the sale of real property					7.53	7.53	7.55
H. Reliability of police					3.97	3.36	3.51
I. Business costs of crime					5.31	5.41	5.08
<i>Gender Disparity Adjustment</i>	0.88	0.88	0.89	0.89	1.00	1.00	1.00
3. Sound Money					9.26	9.30	9.33
A. Money growth					9.43 (-2.86)	7.77 (11.15)	8.27 (8.66)
B. Standard deviation of inflation					8.43 (3.92)	9.66 (0.86)	9.63 (0.94)
C. Inflation: most recent year					9.20 (4)	9.76 (1.22)	9.42 (2.89)
D. Freedom to own foreign currency bank accounts					10.00	10.00	10.00
4. Freedom to Trade Internationally					7.29	7.35	7.34
A. Tariffs					8.55	7.62	7.65
(i) Revenue from trade taxes (% of trade sector)					8.55 (2.17)	8.64 (2.04)	8.71 (1.93)
(ii) Mean tariff rate						7.76 (11.2)	7.78 (11.1)
(iii) Standard deviation of tariff rates						6.46 (8.85)	6.45 (8.88)
B. Regulatory trade barriers					6.09	4.67	4.65
(i) Non-tariff trade barriers					5.48	5.35	5.31
(ii) Compliance costs of importing and exporting					6.70	3.99	3.99
C. Black-market exchange rates					10.00	10.00	10.00
D. Controls of the movement of capital and people					4.51	7.13	7.05
(i) Foreign ownership / investment restrictions					6.21	5.99	5.78
(ii) Capital controls					7.00	5.38	5.38
(iii) Freedom of foreigners to visit					0.33	10.00	10.00
5. Regulation					6.32	7.16	7.05
A. Credit market regulations					7.29	10.00	9.50
(i) Ownership of banks							
(ii) Private sector credit				10.00	7.29	10.00	10.00
(iii) Interest rate controls / negative real interest rates							9.00
B. Labor market regulations					6.47	6.54	6.51
(i) Hiring regulations and minimum wage					5.57	6.67	6.67
(ii) Hiring and firing regulations					5.44	5.53	5.33
(iii) Centralized collective bargaining					6.49	5.75	5.78
(iv) Hours regulations					10.00	10.00	10.00
(v) Mandated cost of worker dismissal					6.30	6.30	6.30
(vi) Conscription					5.00	5.00	5.00
C. Business regulations					5.21	4.93	5.13
(i) Administrative requirements					4.42	4.17	4.15
(ii) Bureaucracy costs					4.39	2.89	4.22
(iii) Starting a business					6.02	6.16	6.08
(iv) Extra payments / bribes / favoritism					3.45	3.33	3.25
(v) Licensing restrictions					4.93	4.99	4.99
(vi) Cost of tax compliance					8.06	8.06	8.06

Cameroon

	1980	1990	2000	2005	2010	2015	2017
	Rating (Rank)	Rating (Rank)	Rating (Rank)	Rating (Rank)	Rating (Rank)	Rating (Rank)	Rating (Rank)
Summary Ratings (Rank)	5.31 (49)	5.50 (55)	5.58 (102)	5.63 (124)	6.02 (126)	5.74 (138)	5.84 (140)
	Rating (Data)	Rating (Data)	Rating (Data)	Rating (Data)	Rating (Data)	Rating (Data)	Rating (Data)
1. Size of Government	7.13	5.24	6.74	6.46	7.15	7.12	6.95
A. Government consumption	8.18 (12.19)	7.04 (16.06)	8.00 (12.8)	8.07 (12.55)	7.66 (13.96)	7.41 (14.8)	7.72 (13.74)
B. Transfers and subsidies	9.92 (0.8)	9.40 (2.7)	9.57 (2.09)	9.57 (2.09)	9.57 (2.09)	9.57 (2.09)	9.57 (2.09)
C. Government enterprises and investment	7.00 (22.2)	4.00 (31.5)	10.00 (13.1)	8.00 (15.73)	8.00 (15.96)	8.00 (19.31)	7.00 (20.54)
D. Top marginal tax rate		0.50	0.00	0.50	4.50	4.50	4.50
(i) Top marginal income tax rate		1.00 (60)	0.00 (65)	1.00 (60)	5.00 (39)	5.00 (39)	5.00 (39)
(ii) Top marginal income and payroll tax rate		0.00 (63)	0.00 (68)	0.00 (68)	4.00 (41)	4.00 (41)	4.00 (43)
E. State Ownership of Assets	3.40	5.26	6.11	6.15	6.01	6.13	5.94
2. Legal System and Property Rights	4.50	4.50	2.98	2.74	3.52	3.26	3.20
A. Judicial independence				2.06	2.86	3.36	3.37
B. Impartial courts			3.76	2.81	3.83	4.23	4.06
C. Protection of property rights	4.60			4.14	4.38	5.13	5.16
D. Military interference in rule of law and politics			6.67	6.67	5.83	5.00	5.00
E. Integrity of the legal system	8.30		3.33	3.33	3.33	3.33	3.33
F. Legal enforcement of contracts			2.17	2.17	2.17	2.17	2.17
G. Regulatory costs of the sale of real property			3.24	3.24	3.24	3.37	3.47
H. Reliability of police				3.83	4.50	5.56	5.31
I. Business costs of crime				3.49	5.85	4.82	4.32
<i>Gender Disparity Adjustment</i>	0.56	0.56	0.56	0.56	0.76	0.59	0.59
3. Sound Money	5.66	7.01	6.60	7.21	6.74	7.10	7.32
A. Money growth	7.83 (10.86)	8.98 (-5.1)	7.36 (13.21)	9.89 (-0.53)	8.32 (8.38)	9.35 (3.24)	9.86 (0.68)
B. Standard deviation of inflation	7.65 (5.88)	9.38 (1.55)	9.30 (1.75)	9.34 (1.65)	8.88 (2.81)	9.57 (1.07)	9.55 (1.13)
C. Inflation: most recent year	7.15 (14.25)	9.67 (1.64)	9.75 (1.23)	9.60 (2.01)	9.74 (1.28)	9.46 (2.69)	9.87 (0.64)
D. Freedom to own foreign currency bank accounts	0.00	0.00	0.00	0.00	0.00	0.00	0.00
4. Freedom to Trade Internationally	4.09	5.20	4.71	5.86	6.16	4.96	5.15
A. Tariffs	2.67	6.40	5.08	5.50	5.50	5.50	5.50
(i) Revenue from trade taxes (% of trade sector)	2.67 (11)	6.40 (5.4)	3.84 (9.24)	3.84 (9.24)	3.84 (9.24)	3.84 (9.24)	3.84 (9.24)
(ii) Mean tariff rate			6.32 (18.4)	6.32 (18.4)	6.44 (17.8)	6.36 (18.2)	6.36 (18.2)
(iii) Standard deviation of tariff rates				6.33 (9.18)	6.23 (9.43)	6.29 (9.28)	6.29 (9.28)
B. Regulatory trade barriers			3.00	5.52	6.57	1.96	2.53
(i) Non-tariff trade barriers				5.20	6.46	3.92	5.05
(ii) Compliance costs of importing and exporting			3.00	5.84	6.68	0.00	0.00
C. Black-market exchange rates	9.60	9.20	10.00	10.00	10.00	10.00	10.00
D. Controls of the movement of capital and people	0.00	0.00	0.77	2.41	2.58	2.39	2.60
(i) Foreign ownership / investment restrictions				6.46	6.19	5.79	5.69
(ii) Capital controls	0.00	0.00	0.77	0.77	1.54	0.83	1.54
(iii) Freedom of foreigners to visit				0.00	0.00	0.55	0.55
5. Regulation	5.16	5.56	6.87	5.91	6.55	6.28	6.57
A. Credit market regulations	3.00	4.85	6.67	7.31	7.50	6.80	7.17
(i) Ownership of banks	0.00	0.00	2.00	5.00	5.00	5.00	5.00
(ii) Private sector credit		6.54	10.00	7.93	8.50	6.41	6.50
(iii) Interest rate controls / negative real interest rates	6.00	8.00	8.00	9.00	9.00	9.00	10.00
B. Labor market regulations			7.08	7.30	7.56	7.30	7.33
(i) Hiring regulations and minimum wage			7.20	7.20	7.23	7.23	7.23
(ii) Hiring and firing regulations			4.33	5.71	6.32	5.09	4.92
(iii) Centralized collective bargaining			6.00	5.95	6.43	6.50	6.82
(iv) Hours regulations			8.00	8.00	8.00	8.00	8.00
(v) Mandated cost of worker dismissal			6.94	6.94	7.38	7.01	7.01
(vi) Conscription	10.00	10.00	10.00	10.00	10.00	10.00	10.00
C. Business regulations				3.11	4.59	4.73	5.22
(i) Administrative requirements				1.75	3.39	3.97	4.06
(ii) Bureaucracy costs				3.66	3.18	1.11	3.33
(iii) Starting a business			6.08	6.54	8.44	8.71	9.27
(iv) Extra payments / bribes / favoritism				3.98	3.30	2.97	2.94
(v) Licensing restrictions				2.70	6.54	8.69	8.69
(vi) Cost of tax compliance			0.00	0.00	2.67	2.94	3.01

Canada

	1980	1990	2000	2005	2010	2015	2017
	Rating (Rank)	Rating (Rank)	Rating (Rank)	Rating (Rank)	Rating (Rank)	Rating (Rank)	Rating (Rank)
Summary Ratings (Rank)	7.86 (4)	8.24 (6)	8.34 (7)	8.16 (10)	8.08 (6)	8.03 (9)	8.08 (8)
	Rating (Data)	Rating (Data)	Rating (Data)	Rating (Data)	Rating (Data)	Rating (Data)	Rating (Data)
1. Size of Government	5.81	6.16	6.29	6.62	6.25	6.33	6.48
A. Government consumption	3.29 (28.83)	3.35 (28.63)	4.54 (24.56)	4.23 (25.61)	3.73 (27.32)	3.92 (26.67)	3.97 (26.5)
B. Transfers and subsidies	6.19 (14.5)	5.89 (15.6)	6.34 (13.92)	7.31 (10.38)	6.94 (11.72)	7.17 (10.88)	7.11 (11.09)
C. Government enterprises and investment	10.00 (12.6)	10.00 (13.7)	10.00 (14.89)	8.00 (15.65)	7.00 (20.23)	8.00 (16.11)	8.00 (16.62)
D. Top marginal tax rate	2.00	4.00	3.00	6.00	6.00	4.00	5.00
(i) Top marginal income tax rate	2.00 (60-68)	4.00 (44-54)	3.00 (44-51)	6.00 (39-49)	6.00 (39-50)	4.00 (39-50)	5.00 (39-50)
(ii) Top marginal income and payroll tax rate		4.00 (44-54)	3.00 (44-51)	6.00 (39-49)	6.00 (39-50)	4.00 (39-50)	5.00 (39-50)
E. State Ownership of Assets	7.56	7.56	7.56	7.56	7.56	8.54	8.34
2. Legal System and Property Rights	7.18	8.35	8.60	8.08	8.16	7.85	7.85
A. Judicial independence			9.19	7.91	8.88	8.54	8.68
B. Impartial courts			9.19	7.42	7.08	6.51	6.12
C. Protection of property rights	6.70	10.00	7.98	8.16	8.32	8.17	8.40
D. Military interference in rule of law and politics			10.00	10.00	10.00	10.00	10.00
E. Integrity of the legal system	10.00	10.00	10.00	10.00	9.17	9.17	9.17
F. Legal enforcement of contracts			4.81	4.81	4.81	3.65	3.65
G. Regulatory costs of the sale of real property			9.02	9.14	9.09	8.67	8.97
H. Reliability of police				7.95	8.85	8.78	8.76
I. Business costs of crime				7.37	7.19	7.17	6.87
<i>Gender Disparity Adjustment</i>	1.00	1.00	1.00	1.00	1.00	1.00	1.00
3. Sound Money	9.09	9.68	9.53	9.68	9.46	9.58	9.55
A. Money growth	9.24 (3.78)	9.70 (1.5)	9.31 (3.46)	9.64 (1.81)	9.55 (2.27)	9.10 (4.5)	8.99 (5.04)
B. Standard deviation of inflation	9.32 (1.7)	9.65 (0.88)	9.34 (1.65)	9.54 (1.15)	8.64 (3.4)	9.46 (1.36)	9.53 (1.17)
C. Inflation: most recent year	7.80 (11)	9.38 (3.11)	9.45 (2.75)	9.56 (2.21)	9.64 (1.78)	9.77 (1.13)	9.68 (1.6)
D. Freedom to own foreign currency bank accounts	10.00	10.00	10.00	10.00	10.00	10.00	10.00
4. Freedom to Trade Internationally	8.69	8.64	8.93	7.77	7.84	7.87	7.91
A. Tariffs	8.08	7.93	8.78	6.65	7.25	6.94	7.00
(i) Revenue from trade taxes (% of trade sector)	8.40 (2.4)	9.20 (1.2)	9.79 (0.31)	9.77 (0.35)	9.77 (0.35)	9.73 (0.4)	9.73 (0.41)
(ii) Mean tariff rate	7.76 (11.2)	8.12 (9.4)	9.22 (3.9)	9.10 (4.5)	9.26 (3.7)	9.16 (4.2)	9.20 (4)
(iii) Standard deviation of tariff rates		6.48 (8.8)	7.32 (6.7)	1.07 (22.33)	2.73 (18.17)	1.94 (20.16)	2.08 (19.8)
B. Regulatory trade barriers			8.31	7.76	7.58	7.82	7.90
(i) Non-tariff trade barriers			7.45	6.63	6.26	5.75	5.91
(ii) Compliance costs of importing and exporting			9.17	8.89	8.89	9.89	9.89
C. Black-market exchange rates	10.00	10.00	10.00	10.00	10.00	10.00	10.00
D. Controls of the movement of capital and people	8.00	8.00	8.65	6.67	6.52	6.73	6.75
(i) Foreign ownership / investment restrictions			8.83	7.50	7.07	6.97	7.02
(ii) Capital controls	8.00	8.00	8.46	6.92	6.92	7.69	7.69
(iii) Freedom of foreigners to visit				5.60	5.56	5.53	5.53
5. Regulation	8.53	8.39	8.33	8.66	8.70	8.50	8.61
A. Credit market regulations	9.72	9.74	10.00	10.00	9.36	9.73	9.96
(i) Ownership of banks	10.00	10.00	10.00	10.00	10.00	10.00	10.00
(ii) Private sector credit	9.16	9.21	10.00	10.00	9.08	9.18	9.87
(iii) Interest rate controls / negative real interest rates	10.00	10.00	10.00	10.00	9.00	10.00	10.00
B. Labor market regulations	7.33	7.05	6.57	8.20	8.51	8.14	8.13
(i) Hiring regulations and minimum wage			4.28	8.90	8.90	8.90	8.90
(ii) Hiring and firing regulations		6.47	5.08	5.44	6.47	6.35	6.19
(iii) Centralized collective bargaining	7.24	7.24	7.83	7.48	7.43	7.33	7.41
(iv) Hours regulations	4.75	4.49	4.84	10.00	10.00	8.00	8.00
(v) Mandated cost of worker dismissal			7.40	7.40	8.27	8.27	8.27
(vi) Conscription	10.00	10.00	10.00	10.00	10.00	10.00	10.00
C. Business regulations			8.41	7.79	8.24	7.64	7.74
(i) Administrative requirements			7.20	3.87	4.22	4.61	4.56
(ii) Bureaucracy costs			7.23	6.39	9.09	9.33	9.78
(iii) Starting a business			9.89	9.89	9.84	9.95	9.95
(iv) Extra payments / bribes / favoritism			9.08	8.39	8.13	6.54	6.78
(v) Licensing restrictions				9.52	9.63	6.86	6.85
(vi) Cost of tax compliance			8.67	8.67	8.53	8.53	8.53

Cape Verde

	1980	1990	2000	2005	2010	2015	2017
	Rating (Rank)	Rating (Rank)	Rating (Rank)	Rating (Rank)	Rating (Rank)	Rating (Rank)	Rating (Rank)
Summary Ratings (Rank)					6.47 (104)	7.09 (68)	7.16 (63)
	Rating (Data)	Rating (Data)	Rating (Data)	Rating (Data)	Rating (Data)	Rating (Data)	Rating (Data)
1. Size of Government				5.85	5.87	7.15	7.18
A. Government consumption					3.32 (28.7)	5.17 (22.42)	5.65 (20.8)
B. Transfers and subsidies					9.34 (2.93)	9.36 (2.85)	9.36 (2.85)
C. Government enterprises and investment				4.00 (35.88)	4.00 (38.22)	7.00 (20.86)	7.00 (20.86)
D. Top marginal tax rate					5.00	6.00	6.00
(i) Top marginal income tax rate					7.00 (35)	8.00 (28)	8.00 (28)
(ii) Top marginal income and payroll tax rate					3.00 (50)	4.00 (44)	4.00 (44)
E. State Ownership of Assets	3.47	3.60	7.70	7.70	7.70	8.24	7.91
2. Legal System and Property Rights					6.02	6.08	6.04
A. Judicial independence					5.27	5.52	5.33
B. Impartial courts					4.37	3.86	3.77
C. Protection of property rights					4.66	5.42	5.22
D. Military interference in rule of law and politics					8.50	8.40	8.70
E. Integrity of the legal system							
F. Legal enforcement of contracts					6.06	6.06	6.06
G. Regulatory costs of the sale of real property					8.13	8.83	8.83
H. Reliability of police					5.79	5.44	5.42
I. Business costs of crime					5.36	5.09	5.01
<i>Gender Disparity Adjustment</i>	1.00	1.00	1.00	1.00	1.00	1.00	1.00
3. Sound Money					7.16	8.36	8.33
A. Money growth					9.47 (-2.67)	9.29 (3.54)	8.77 (6.13)
B. Standard deviation of inflation					9.58 (1.06)	9.17 (2.08)	9.70 (0.76)
C. Inflation: most recent year					9.58 (2.08)	9.97 (0.13)	9.84 (0.78)
D. Freedom to own foreign currency bank accounts					0.00	5.00	5.00
4. Freedom to Trade Internationally					6.55	7.05	7.18
A. Tariffs					6.60	6.70	6.70
(i) Revenue from trade taxes (% of trade sector)					7.02 (4.47)	7.25 (4.12)	7.25 (4.12)
(ii) Mean tariff rate					7.96 (10.2)	8.00 (10)	8.00 (10)
(iii) Standard deviation of tariff rates					4.82 (12.95)	4.84 (12.9)	4.84 (12.9)
B. Regulatory trade barriers					6.16	5.21	5.79
(i) Non-tariff trade barriers					4.86	5.04	4.92
(ii) Compliance costs of importing and exporting					7.45	5.38	6.66
C. Black-market exchange rates					10.00	10.00	10.00
D. Controls of the movement of capital and people					3.46	6.28	6.23
(i) Foreign ownership / investment restrictions					6.10	5.85	5.96
(ii) Capital controls					2.50	3.00	2.73
(iii) Freedom of foreigners to visit					1.77	10.00	10.00
5. Regulation					6.74	6.80	7.09
A. Credit market regulations					8.82	9.49	9.54
(i) Ownership of banks						10.00	10.00
(ii) Private sector credit					7.64	8.48	8.61
(iii) Interest rate controls / negative real interest rates					10.00	10.00	10.00
B. Labor market regulations					4.63	4.42	4.89
(i) Hiring regulations and minimum wage					5.00	3.90	3.90
(ii) Hiring and firing regulations					3.95	4.29	4.50
(iii) Centralized collective bargaining					7.33	6.81	6.87
(iv) Hours regulations					8.00	8.00	8.00
(v) Mandated cost of worker dismissal					2.52	2.52	5.07
(vi) Conscription					1.00	1.00	1.00
C. Business regulations					6.77	6.49	6.84
(i) Administrative requirements					4.33	4.37	4.60
(ii) Bureaucracy costs					5.00	3.78	5.56
(iii) Starting a business					9.34	9.49	9.27
(iv) Extra payments / bribes / favoritism					6.04	4.70	4.45
(v) Licensing restrictions					7.98	8.63	9.16
(vi) Cost of tax compliance					7.92	7.98	7.98

Central African Republic

	1980	1990	2000	2005	2010	2015	2017
	Rating (Rank)	Rating (Rank)	Rating (Rank)	Rating (Rank)	Rating (Rank)	Rating (Rank)	Rating (Rank)
Summary Ratings (Rank)	4.49 (71)	4.97 (71)	5.25 (110)	4.94 (135)	5.06 (149)	4.84 (156)	5.23 (151)
	Rating (Data)	Rating (Data)	Rating (Data)	Rating (Data)	Rating (Data)	Rating (Data)	Rating (Data)
1. Size of Government	4.64	5.21	6.06	4.97	6.59	6.81	6.50
A. Government consumption	7.67 (13.91)	7.41 (14.81)	8.55 (10.92)	7.91 (13.12)	9.32 (8.3)	9.68 (7.1)	9.44 (7.9)
B. Transfers and subsidies					9.65 (1.78)	9.58 (2.04)	9.58 (2.04)
C. Government enterprises and investment	0.00 (53.5)	2.00 (41.3)	2.00 (49.16)	0.00 (53.6)	2.00 (42.36)	4.00 (33.51)	4.00 (35.79)
D. Top marginal tax rate					5.00	3.00	3.00
(i) Top marginal income tax rate					5.00 (39-48)	3.00 (50)	3.00 (50)
(ii) Top marginal income and payroll tax rate							
E. State Ownership of Assets	6.23	6.23	7.62	7.00	7.00	7.77	6.50
2. Legal System and Property Rights	3.89	3.68	3.02	2.65	1.98	2.65	2.73
A. Judicial independence						5.25	5.25
B. Impartial courts				3.30	3.30	2.50	2.50
C. Protection of property rights	4.00	3.80				4.79	4.79
D. Military interference in rule of law and politics			4.70	3.30	0.60	0.80	1.20
E. Integrity of the legal system	5.80	5.30	4.00				
F. Legal enforcement of contracts			0.51	0.51	0.51	0.51	0.51
G. Regulatory costs of the sale of real property			3.58	4.11	4.97	4.93	4.97
H. Reliability of police							
I. Business costs of crime							
<i>Gender Disparity Adjustment</i>	0.67	0.67	0.89	0.89	0.69	0.69	0.70
3. Sound Money	5.25	7.08	7.03	7.04	6.95	4.84	6.67
A. Money growth	7.16 (14.22)	9.90 (-0.5)	9.12 (-4.39)	9.66 (1.7)	8.69 (6.56)	8.56 (7.22)	8.45 (7.76)
B. Standard deviation of inflation	7.50 (6.24)	8.86 (2.85)	9.65 (0.88)	9.08 (2.3)	9.39 (1.52)	8.24 (4.39)	9.04 (2.41)
C. Inflation: most recent year	6.35 (18.27)	9.55 (2.27)	9.36 (3.2)	9.42 (2.88)	9.70 (1.49)	2.57 (37.14)	9.18 (4.1)
D. Freedom to own foreign currency bank accounts	0.00	0.00	0.00	0.00	0.00	0.00	0.00
4. Freedom to Trade Internationally	4.18	4.06	5.19	4.37	4.66	4.65	4.69
A. Tariffs	2.93	2.97	5.58	6.21	6.09	4.49	4.49
(i) Revenue from trade taxes (% of trade sector)	2.93 (10.6)	2.33 (11.5)	4.27 (8.6)	5.88 (6.18)	5.61 (6.58)	0.89 (13.67)	0.89 (13.67)
(ii) Mean tariff rate		3.60 (32)	6.28 (18.6)	6.42 (17.9)	6.44 (17.8)	6.40 (18)	6.40 (18)
(iii) Standard deviation of tariff rates			6.20 (9.5)	6.33 (9.18)	6.23 (9.43)	6.18 (9.54)	6.18 (9.54)
B. Regulatory trade barriers				1.26	1.77	2.64	2.78
(i) Non-tariff trade barriers							3.28
(ii) Compliance costs of importing and exporting				1.26	1.77	2.64	2.28
C. Black-market exchange rates	9.60	9.20	10.00	10.00	10.00	10.00	10.00
D. Controls of the movement of capital and people	0.00	0.00	0.00	0.00	0.77	1.49	1.49
(i) Foreign ownership / investment restrictions							
(ii) Capital controls	0.00	0.00	0.00	0.00	1.54	1.54	1.54
(iii) Freedom of foreigners to visit				0.00	0.00	1.44	1.44
5. Regulation		4.85	4.94	5.68	5.12	5.26	5.54
A. Credit market regulations	0.00	6.29	5.41	7.22	7.43	7.86	8.20
(i) Ownership of banks	0.00	2.00	2.00	5.00	5.00	5.00	5.00
(ii) Private sector credit		6.88	6.24	7.65	8.30	9.59	9.59
(iii) Interest rate controls / negative real interest rates		10.00	8.00	9.00	9.00	9.00	10.00
B. Labor market regulations			4.47	4.47	3.44	3.25	3.25
(i) Hiring regulations and minimum wage			3.90	3.90	2.77	0.00	0.00
(ii) Hiring and firing regulations							
(iii) Centralized collective bargaining							
(iv) Hours regulations			6.00	6.00	4.00	6.00	6.00
(v) Mandated cost of worker dismissal			7.96	7.96	7.01	7.01	7.01
(vi) Conscription	0.00	0.00	0.00	0.00	0.00	0.00	0.00
C. Business regulations				5.35	4.48	4.65	5.17
(i) Administrative requirements							
(ii) Bureaucracy costs					0.15	1.11	1.11
(iii) Starting a business			5.51	5.22	6.00	5.27	7.66
(iv) Extra payments / bribes / favoritism							
(v) Licensing restrictions				6.48	7.41	7.65	7.32
(vi) Cost of tax compliance			4.35	4.35	4.35	4.59	4.59

Chad

	1980	1990	2000	2005	2010	2015	2017
	Rating (Rank)	Rating (Rank)	Rating (Rank)	Rating (Rank)	Rating (Rank)	Rating (Rank)	Rating (Rank)
Summary Ratings (Rank)		5.20 (64)	5.54 (104)	5.21 (132)	5.47 (142)	5.26 (151)	5.42 (150)
	Rating (Data)	Rating (Data)	Rating (Data)	Rating (Data)	Rating (Data)	Rating (Data)	Rating (Data)
1. Size of Government	5.70	6.57	6.98	8.05	8.28	7.07	7.43
A. Government consumption	4.12 (26)	8.66 (10.54)	9.44 (7.9)	9.71 (7)	8.46 (11.24)	9.84 (6.56)	10.00 (5.12)
B. Transfers and subsidies		9.89 (0.9)	9.92 (0.8)	9.92 (0.8)	9.92 (0.8)	9.92 (0.8)	9.92 (0.8)
C. Government enterprises and investment		0.00 (94)	0.00 (50)	4.00 (36.8)	6.00 (29.4)	7.00 (20.96)	8.00 (17.65)
D. Top marginal tax rate						1.00	1.00
(i) Top marginal income tax rate						1.00 (60)	1.00 (60)
(ii) Top marginal income and payroll tax rate						1.00 (60)	1.00 (60)
E. State Ownership of Assets	7.28	7.73	8.58	8.58	8.75	7.60	8.23
2. Legal System and Property Rights	4.18	3.96	3.08	1.97	2.76	2.77	2.72
A. Judicial independence				1.28	2.67	2.00	1.84
B. Impartial courts			4.04	1.97	3.18	3.09	2.83
C. Protection of property rights	4.00	3.80		2.66	2.61	3.34	3.29
D. Military interference in rule of law and politics			4.70	2.80	2.20	3.70	2.70
E. Integrity of the legal system	5.80	5.30	4.00				
F. Legal enforcement of contracts			0.30	0.30	2.22	2.22	2.22
G. Regulatory costs of the sale of real property			4.17	4.17	4.17	4.96	6.51
H. Reliability of police				2.22	2.74	3.12	2.90
I. Business costs of crime				2.15	4.83	3.33	3.25
<i>Gender Disparity Adjustment</i>	0.79	0.79	0.79	0.79	0.79	0.72	0.70
3. Sound Money	6.61	5.68	6.64	6.03	6.30	6.35	6.83
A. Money growth	8.40 (7.98)	8.81 (-5.93)	9.67 (-1.66)	9.52 (2.4)	9.44 (2.82)	8.86 (5.72)	8.80 (-5.99)
B. Standard deviation of inflation	9.76 (0.59)	6.19 (9.53)	7.65 (5.87)	6.17 (9.56)	6.17 (9.58)	7.29 (6.78)	8.68 (3.31)
C. Inflation: most recent year	8.25 (8.73)	7.72 (11.41)	9.24 (3.82)	8.42 (7.89)	9.58 (-2.08)	9.27 (3.66)	9.82 (-0.9)
D. Freedom to own foreign currency bank accounts	0.00	0.00	0.00	0.00	0.00	0.00	0.00
4. Freedom to Trade Internationally		5.53	5.52	4.96	5.03	5.16	5.17
A. Tariffs		7.40	6.24	6.44	6.31	6.31	6.31
(i) Revenue from trade taxes (% of trade sector)		7.40 (3.9)					
(ii) Mean tariff rate			6.84 (15.8)	6.56 (17.2)	6.42 (17.9)	6.42 (17.9)	6.42 (17.9)
(iii) Standard deviation of tariff rates			5.64 (10.9)	6.33 (9.18)	6.21 (9.49)	6.21 (9.49)	6.21 (9.49)
B. Regulatory trade barriers			5.83	1.82	2.05	2.11	2.22
(i) Non-tariff trade barriers				3.64	4.09	3.44	3.67
(ii) Compliance costs of importing and exporting			5.83	0.00	0.00	0.77	0.77
C. Black-market exchange rates	9.60	9.20	10.00	10.00	10.00	10.00	10.00
D. Controls of the movement of capital and people	0.00	0.00	0.00	1.57	1.77	2.20	2.15
(i) Foreign ownership / investment restrictions				4.70	3.76	3.63	3.46
(ii) Capital controls	0.00	0.00	0.00	0.00	1.54	1.54	1.54
(iii) Freedom of foreigners to visit				0.00	0.00	1.44	1.44
5. Regulation		4.27	5.45	5.03	5.00	4.95	4.96
A. Credit market regulations	2.00	4.76	4.68	5.68	6.03	5.86	5.96
(i) Ownership of banks	2.00	0.00	0.00	2.00	2.00	2.00	2.00
(ii) Private sector credit		6.29	6.04	6.03	7.10	6.58	5.88
(iii) Interest rate controls / negative real interest rates		8.00	8.00	9.00	9.00	9.00	10.00
B. Labor market regulations			6.22	5.95	5.99	5.36	5.38
(i) Hiring regulations and minimum wage			5.00	6.10	5.00	5.00	5.00
(ii) Hiring and firing regulations			6.33	4.26	5.23	3.90	4.21
(iii) Centralized collective bargaining			8.33	7.70	6.78	6.33	6.14
(iv) Hours regulations			8.00	8.00	8.00	6.00	6.00
(v) Mandated cost of worker dismissal			6.66	6.66	7.94	7.94	7.94
(vi) Conscription	10.00	0.00	3.00	3.00	3.00	3.00	3.00
C. Business regulations				3.47	2.98	3.62	3.54
(i) Administrative requirements				2.35	2.70	3.59	3.42
(ii) Bureaucracy costs				3.13	3.18	1.11	0.89
(iii) Starting a business			2.26	3.87	4.57	6.33	6.25
(iv) Extra payments / bribes / favoritism				3.69	2.24	2.00	2.06
(v) Licensing restrictions				5.97	3.41	7.30	7.21
(vi) Cost of tax compliance			1.79	1.79	1.79	1.41	1.41

Chile

	1980	1990	2000	2005	2010	2015	2017
	Rating (Rank)	Rating (Rank)	Rating (Rank)	Rating (Rank)	Rating (Rank)	Rating (Rank)	Rating (Rank)
Summary Ratings (Rank)	5.16 (52)	6.67 (30)	7.45 (34)	7.78 (18)	7.91 (11)	7.85 (16)	7.89 (13)
	Rating (Data)	Rating (Data)	Rating (Data)	Rating (Data)	Rating (Data)	Rating (Data)	Rating (Data)
1. Size of Government	5.56	6.77	6.59	7.64	8.02	8.13	8.17
A. Government consumption	7.36 (14.98)	7.76 (13.62)	7.02 (16.14)	7.13 (15.76)	6.74 (17.1)	6.77 (16.99)	6.38 (18.31)
B. Transfers and subsidies	6.62 (12.9)	7.28 (10.5)	6.48 (13.42)	7.60 (9.32)	7.90 (8.2)	7.89 (8.24)	8.50 (6.02)
C. Government enterprises and investment	4.00 (32.2)	7.00 (20.5)	6.00 (28.21)	10.00 (8.72)	10.00 (10.61)	10.00 (10.39)	10.00 (10.39)
D. Top marginal tax rate	2.00	4.00	5.00	5.00	7.00	7.00	7.00
(i) Top marginal income tax rate	2.00 (58)	4.00 (50)	5.00 (45)	5.00 (40)	7.00 (40)	7.00 (40)	7.00 (35)
(ii) Top marginal income and payroll tax rate		4.00 (50)	5.00 (45)	5.00 (40)	7.00 (40)	7.00 (40)	7.00 (35)
E. State Ownership of Assets	7.83	7.83	8.45	8.45	8.45	8.98	8.99
2. Legal System and Property Rights	5.72	5.50	5.93	5.99	6.80	6.45	6.44
A. Judicial independence			5.85	4.77	7.45	6.38	6.46
B. Impartial courts			6.51	5.99	6.19	4.79	4.70
C. Protection of property rights	6.40	7.30	5.27	7.47	6.73	7.12	7.01
D. Military interference in rule of law and politics			6.67	6.88	7.50	7.50	7.50
E. Integrity of the legal system	8.30	6.70	8.33	8.33	7.50	7.50	7.50
F. Legal enforcement of contracts			5.11	5.11	5.11	5.11	5.29
G. Regulatory costs of the sale of real property			8.95	8.99	8.99	9.07	9.07
H. Reliability of police				7.07	8.71	8.19	7.99
I. Business costs of crime				6.04	6.35	5.37	5.21
<i>Gender Disparity Adjustment</i>	0.78	0.78	0.78	0.78	0.90	0.90	0.91
3. Sound Money	2.31	7.65	9.30	9.34	8.94	9.31	9.53
A. Money growth	0.00 (52.46)	6.52 (17.4)	9.58 (2.08)	8.72 (6.39)	8.37 (8.16)	8.75 (6.27)	9.10 (4.5)
B. Standard deviation of inflation	0.00 (80.63)	8.34 (4.15)	8.40 (4.01)	9.23 (1.92)	7.68 (5.79)	9.37 (1.59)	9.47 (1.32)
C. Inflation: most recent year	4.25 (28.76)	5.75 (21.24)	9.23 (3.84)	9.39 (3.05)	9.72 (1.41)	9.13 (4.35)	9.56 (2.18)
D. Freedom to own foreign currency bank accounts	5.00	10.00	10.00	10.00	10.00	10.00	10.00
4. Freedom to Trade Internationally	6.50	6.73	8.05	8.45	8.25	8.21	8.34
A. Tariffs	8.71	8.18	8.91	9.48	9.47	9.47	9.78
(i) Revenue from trade taxes (% of trade sector)	8.13 (2.8)	7.53 (3.7)	8.53 (2.2)	9.61 (0.58)	9.77 (0.35)	9.77 (0.34)	9.79 (0.31)
(ii) Mean tariff rate	8.00 (10)	7.00 (15)	8.20 (9)	9.02 (4.9)	8.80 (6)	8.80 (6)	9.79 (1.04)
(iii) Standard deviation of tariff rates	10.00 (0)	10.00 (0)	10.00 (0)	9.81 (0.48)	9.83 (0.42)	9.83 (0.42)	9.76 (0.6)
B. Regulatory trade barriers			8.98	7.39	7.78	6.87	6.99
(i) Non-tariff trade barriers			8.28	7.68	8.40	6.91	7.15
(ii) Compliance costs of importing and exporting			9.67	7.09	7.16	6.83	6.83
C. Black-market exchange rates	8.80	10.00	10.00	10.00	10.00	10.00	10.00
D. Controls of the movement of capital and people	2.00	2.00	4.30	6.93	5.76	6.52	6.57
(i) Foreign ownership / investment restrictions			8.61	8.38	7.89	7.40	7.57
(ii) Capital controls	2.00	2.00	0.00	6.92	3.85	3.08	3.08
(iii) Freedom of foreigners to visit				5.50	5.53	9.07	9.07
5. Regulation	5.70	6.69	7.38	7.50	7.55	7.15	6.97
A. Credit market regulations	7.54	8.43	9.27	9.33	8.94	8.95	8.61
(i) Ownership of banks	5.00	8.00	8.00	8.00	8.00	8.00	8.00
(ii) Private sector credit	9.63	9.28	9.82	10.00	9.82	8.85	8.82
(iii) Interest rate controls / negative real interest rates	8.00	8.00	10.00	10.00	9.00	10.00	9.00
B. Labor market regulations		4.95	4.91	6.04	6.24	5.33	5.32
(i) Hiring regulations and minimum wage			3.36	6.70	6.67	6.67	6.67
(ii) Hiring and firing regulations		6.91	5.57	4.92	3.92	3.32	3.37
(iii) Centralized collective bargaining		7.93	8.85	8.47	7.57	8.46	8.35
(iv) Hours regulations			6.51	10.00	10.00	10.00	10.00
(v) Mandated cost of worker dismissal			5.18	5.18	8.27	2.52	2.52
(vi) Conscription	3.00	0.00	0.00	1.00	1.00	1.00	1.00
C. Business regulations			7.97	7.12	7.46	7.17	6.97
(i) Administrative requirements			7.88	4.66	4.41	4.13	3.94
(ii) Bureaucracy costs			7.93	6.03	8.33	8.22	7.78
(iii) Starting a business			9.03	9.03	9.72	9.82	9.75
(iv) Extra payments / bribes / favoritism			8.53	8.40	7.61	5.66	5.96
(v) Licensing restrictions				8.15	8.25	8.44	7.74
(vi) Cost of tax compliance			6.46	6.46	6.46	6.74	6.68

China

	1980	1990	2000	2005	2010	2015	2017
	Rating (Rank)	Rating (Rank)	Rating (Rank)	Rating (Rank)	Rating (Rank)	Rating (Rank)	Rating (Rank)
Summary Ratings (Rank)	3.59 (94)	4.06 (100)	5.77 (95)	6.03 (104)	6.22 (114)	6.33 (113)	6.42 (113)
	Rating (Data)	Rating (Data)	Rating (Data)	Rating (Data)	Rating (Data)	Rating (Data)	Rating (Data)
1. Size of Government	2.43	3.48	3.44	4.43	4.36	4.76	4.67
A. Government consumption	5.25 (22.14)	5.94 (19.81)	4.06 (26.2)	4.16 (25.84)	3.94 (26.6)	3.95 (26.58)	3.80 (27.09)
B. Transfers and subsidies				8.29 (6.76)	8.29 (6.76)	8.29 (6.76)	8.29 (6.76)
C. Government enterprises and investment	0.00 (56.4)	0.00 (61.9)	0.00 (77.97)	0.00 (69.77)	0.00 (50.91)	2.00 (46.07)	2.00 (46.07)
D. Top marginal tax rate		5.00	6.00	6.00	6.00	6.00	6.00
(i) Top marginal income tax rate		5.00 (45)	6.00 (45)	6.00 (45)	6.00 (45)	6.00 (45)	6.00 (45)
(ii) Top marginal income and payroll tax rate					6.00 (45)	6.00 (45)	6.00 (45)
E. State Ownership of Assets	2.05	2.99	3.71	3.71	3.54	3.54	3.24
2. Legal System and Property Rights		5.79	5.68	5.60	6.13	5.63	5.58
A. Judicial independence			3.34	3.92	4.89	5.27	5.82
B. Impartial courts			4.18	4.03	5.21	4.97	5.17
C. Protection of property rights		4.60	3.22	4.95	6.74	5.87	5.96
D. Military interference in rule of law and politics			7.34	5.00	5.00	5.00	5.00
E. Integrity of the legal system		8.30	6.67	7.50	6.67	5.83	5.83
F. Legal enforcement of contracts			6.73	6.73	6.73	6.07	5.72
G. Regulatory costs of the sale of real property			8.27	8.27	8.27	8.51	8.32
H. Reliability of police				5.08	5.95	6.15	5.98
I. Business costs of crime				4.92	6.77	6.49	6.31
<i>Gender Disparity Adjustment</i>	0.67	1.00	1.00	1.00	0.96	0.87	0.86
3. Sound Money	6.18	6.73	8.12	8.18	7.89	8.28	8.50
A. Money growth	6.00 (20)	9.18 (4.09)	8.90 (5.48)	9.05 (4.76)	8.57 (7.14)	9.67 (-1.66)	9.98 (-0.11)
B. Standard deviation of inflation	9.48 (1.31)	8.86 (2.84)	8.63 (3.43)	9.04 (2.41)	8.63 (3.42)	8.74 (3.14)	9.33 (1.68)
C. Inflation: most recent year	9.24 (3.78)	8.86 (5.68)	9.95 (0.26)	9.64 (1.82)	9.34 (3.31)	9.71 (1.44)	9.68 (1.59)
D. Freedom to own foreign currency bank accounts	0.00	0.00	5.00	5.00	5.00	5.00	5.00
4. Freedom to Trade Internationally	2.72	2.72	6.50	6.64	6.68	6.63	6.81
A. Tariffs	3.15	3.16	7.11	7.96	8.13	8.11	8.11
(i) Revenue from trade taxes (% of trade sector)	6.20 (5.7)	7.53 (3.7)	8.86 (1.71)	8.81 (1.78)	9.35 (0.98)	9.36 (0.96)	9.36 (0.96)
(ii) Mean tariff rate	0.10 (49.5)	1.94 (40.3)	6.74 (16.3)	8.16 (9.2)	8.08 (9.6)	8.02 (9.9)	8.04 (9.8)
(iii) Standard deviation of tariff rates		0.00 (32.1)	5.72 (10.7)	6.91 (7.72)	6.97 (7.58)	6.95 (7.62)	6.94 (7.64)
B. Regulatory trade barriers			6.18	6.02	6.38	6.06	6.99
(i) Non-tariff trade barriers			4.35	5.14	5.86	5.49	5.81
(ii) Compliance costs of importing and exporting			8.00	6.91	6.91	6.63	8.17
C. Black-market exchange rates	5.00	0.00	10.00	10.00	10.00	10.00	10.00
D. Controls of the movement of capital and people	0.00	5.00	2.71	2.56	2.19	2.36	2.15
(i) Foreign ownership / investment restrictions			4.66	6.71	6.35	5.76	5.89
(ii) Capital controls	0.00	5.00	0.77	0.77	0.00	0.77	0.00
(iii) Freedom of foreigners to visit				0.20	0.22	0.55	0.55
5. Regulation	3.04	1.58	5.11	5.31	6.04	6.33	6.55
A. Credit market regulations	0.00	0.00	6.46	7.06	6.76	7.13	7.14
(i) Ownership of banks	0.00	0.00	0.00	2.00	2.00	2.00	2.00
(ii) Private sector credit			9.39	9.18	9.28	9.40	9.41
(iii) Interest rate controls / negative real interest rates	0.00	0.00	10.00	10.00	9.00	10.00	10.00
B. Labor market regulations		3.16	4.15	4.98	5.66	5.60	5.54
(i) Hiring regulations and minimum wage			4.37	8.90	8.90	8.90	8.90
(ii) Hiring and firing regulations		4.30	5.10	5.27	5.45	5.76	5.77
(iii) Centralized collective bargaining	4.49	5.18	7.67	7.44	7.10	6.42	6.05
(iv) Hours regulations			6.18	6.70	10.00	10.00	10.00
(v) Mandated cost of worker dismissal			1.56	1.56	2.52	2.52	2.52
(vi) Conscription	0.00	0.00	0.00	0.00	0.00	0.00	0.00
C. Business regulations			4.74	3.88	5.69	6.25	6.97
(i) Administrative requirements			7.60	3.96	4.89	5.25	5.63
(ii) Bureaucracy costs			5.40	2.00	5.15	3.78	3.78
(iii) Starting a business			4.96	8.08	8.42	9.07	9.72
(iv) Extra payments / bribes / favoritism			5.49	5.52	5.11	5.40	5.85
(v) Licensing restrictions				3.52	5.04	6.92	8.41
(vi) Cost of tax compliance			0.23	0.23	5.54	7.10	8.41

Colombia

	1980	1990	2000	2005	2010	2015	2017
	Rating (Rank)	Rating (Rank)	Rating (Rank)	Rating (Rank)	Rating (Rank)	Rating (Rank)	Rating (Rank)
Summary Ratings (Rank)	4.65 (65)	5.00 (69)	6.21 (80)	6.58 (80)	6.83 (78)	6.66 (95)	6.68 (94)
	Rating (Data)	Rating (Data)	Rating (Data)	Rating (Data)	Rating (Data)	Rating (Data)	Rating (Data)
1. Size of Government	5.63	7.13	7.30	7.62	7.60	7.20	7.24
A. Government consumption	8.07 (12.57)	7.78 (13.56)	6.13 (19.17)	6.81 (16.86)	6.73 (17.13)	6.54 (17.78)	6.52 (17.84)
B. Transfers and subsidies	9.35 (2.9)	9.13 (3.7)	8.71 (5.24)	7.60 (9.32)	8.10 (7.47)	7.84 (8.43)	8.00 (7.85)
C. Government enterprises and investment	2.00 (41.5)	4.00 (38.5)	8.00 (15.3)	10.00 (13.76)	10.00 (12.37)	10.00 (13.45)	10.00 (14.76)
D. Top marginal tax rate	2.00	8.00	5.50	5.50	5.00	4.50	4.50
(i) Top marginal income tax rate	2.00 (56)	8.00 (30)	7.00 (35)	7.00 (35)	7.00 (35)	7.00 (33)	7.00 (33)
(ii) Top marginal income and payroll tax rate		8.00 (30)	4.00 (43.4)	4.00 (45)	3.00 (47)	2.00 (52)	2.00 (52)
E. State Ownership of Assets	6.73	6.73	8.18	8.18	8.18	7.14	7.21
2. Legal System and Property Rights	3.98	3.41	4.03	4.42	4.28	3.79	3.94
A. Judicial independence			3.51	4.42	4.17	3.21	3.14
B. Impartial courts			5.85	4.64	3.93	3.18	2.78
C. Protection of property rights	4.60	4.60	3.28	6.16	4.85	5.18	4.92
D. Military interference in rule of law and politics			3.33	3.33	3.33	3.33	4.17
E. Integrity of the legal system	3.30	1.70	1.67	1.67	3.33	3.33	3.33
F. Legal enforcement of contracts			1.80	1.80	2.09	2.22	2.22
G. Regulatory costs of the sale of real property			8.74	8.74	9.06	9.04	9.06
H. Reliability of police				5.72	5.56	3.99	3.96
I. Business costs of crime				3.33	2.93	3.00	3.17
<i>Gender Disparity Adjustment</i>	1.00	1.00	1.00	1.00	0.96	0.87	0.93
3. Sound Money	4.86	4.90	6.31	7.81	8.20	8.03	8.19
A. Money growth	6.63 (16.85)	6.21 (18.97)	8.28 (8.61)	7.69 (11.53)	8.97 (5.17)	8.96 (5.21)	9.43 (2.87)
B. Standard deviation of inflation	8.33 (4.17)	9.09 (2.27)	8.81 (2.97)	9.57 (1.09)	9.30 (1.75)	9.15 (2.13)	9.20 (2)
C. Inflation: most recent year	4.48 (27.61)	4.29 (28.55)	8.16 (9.22)	8.99 (5.05)	9.54 (2.28)	9.00 (5.01)	9.14 (4.31)
D. Freedom to own foreign currency bank accounts	0.00	0.00	0.00	5.00	5.00	5.00	5.00
4. Freedom to Trade Internationally	3.62	4.04	7.00	6.48	6.94	6.91	6.68
A. Tariffs	4.05	5.53	7.85	7.72	7.31	8.00	8.12
(i) Revenue from trade taxes (% of trade sector)	4.80 (7.8)	5.99 (6.01)	8.37 (2.44)	8.73 (1.9)	7.97 (3.04)	8.85 (1.73)	9.13 (1.31)
(ii) Mean tariff rate	3.30 (33.5)	3.92 (30.4)	7.66 (11.7)	7.62 (11.9)	7.50 (12.5)	8.86 (5.7)	8.86 (5.7)
(iii) Standard deviation of tariff rates		6.68 (8.3)	7.52 (6.2)	6.80 (8)	6.45 (8.88)	6.28 (9.29)	6.37 (9.06)
B. Regulatory trade barriers			6.20	4.98	6.56	4.42	4.27
(i) Non-tariff trade barriers			4.90	4.83	4.94	5.21	4.91
(ii) Compliance costs of importing and exporting			7.50	5.13	8.18	3.63	3.63
C. Black-market exchange rates	6.80	6.60	10.00	8.07	9.02	9.53	8.76
D. Controls of the movement of capital and people	0.00	0.00	3.94	5.16	4.88	5.68	5.57
(i) Foreign ownership / investment restrictions			7.87	6.81	6.03	5.86	5.54
(ii) Capital controls	0.00	0.00	0.00	0.77	0.77	1.54	1.54
(iii) Freedom of foreigners to visit				7.90	7.85	9.62	9.62
5. Regulation	5.16	5.50	6.39	6.54	7.13	7.39	7.34
A. Credit market regulations	8.00	8.20	8.70	8.24	8.49	9.47	9.91
(i) Ownership of banks	8.00	8.00	8.00	8.00	8.00	10.00	10.00
(ii) Private sector credit		8.61	8.10	6.72	7.46	8.42	9.73
(iii) Interest rate controls / negative real interest rates	8.00	8.00	10.00	10.00	10.00	10.00	10.00
B. Labor market regulations			4.00	5.37	5.92	5.98	5.82
(i) Hiring regulations and minimum wage			2.85	7.80	8.90	8.90	8.90
(ii) Hiring and firing regulations		5.50	4.15	5.05	4.91	3.94	3.87
(iii) Centralized collective bargaining			5.93	6.81	6.92	7.22	6.34
(iv) Hours regulations			5.51	8.00	10.00	10.00	10.00
(v) Mandated cost of worker dismissal			4.53	4.53	4.82	4.82	4.82
(vi) Conscription	0.00	0.00	1.00	0.00	0.00	1.00	1.00
C. Business regulations			6.47	6.03	6.98	6.72	6.28
(i) Administrative requirements			6.43	2.61	3.17	2.69	2.66
(ii) Bureaucracy costs			6.75	5.81	7.88	7.78	6.67
(iii) Starting a business			8.38	8.38	9.47	9.63	9.50
(iv) Extra payments / bribes / favoritism			5.89	6.38	4.12	3.21	2.94
(v) Licensing restrictions				8.09	9.39	9.72	8.75
(vi) Cost of tax compliance			4.89	4.89	7.84	7.32	7.14

Congo, Democratic Republic

	1980	1990	2000	2005	2010	2015	2017
	Rating (Rank)	Rating (Rank)	Rating (Rank)	Rating (Rank)	Rating (Rank)	Rating (Rank)	Rating (Rank)
Summary Ratings (Rank)	2.78 (104)	3.04 (108)	3.89 (122)	4.48 (138)	5.33 (146)	5.66 (141)	5.00 (157)
	Rating (Data)	Rating (Data)	Rating (Data)	Rating (Data)	Rating (Data)	Rating (Data)	Rating (Data)
1. Size of Government	4.74	5.33	6.84	6.54	5.25	6.39	6.93
A. Government consumption	9.04 (9.28)	8.03 (12.7)	9.29 (8.41)	9.16 (8.87)	8.72 (10.35)	6.73 (17.13)	9.81 (6.64)
B. Transfers and subsidies	9.97 (0.6)	9.92 (0.8)	10.00 (0.01)	9.48 (2.4)	8.85 (4.72)	8.85 (4.72)	8.85 (4.72)
C. Government enterprises and investment	0.00 (58.2)	4.00 (31.1)	10.00 (13.1)	7.00 (24.14)	2.00 (42.8)	8.00 (19.5)	8.00 (15.23)
D. Top marginal tax rate	1.00	1.00	0.50	2.50	2.50	4.00	4.00
(i) Top marginal income tax rate	1.00 (60)	1.00 (60)	1.00 (60)	3.00 (50)	3.00 (50)	5.00 (40)	5.00 (40)
(ii) Top marginal income and payroll tax rate		1.00 (60)	0.00 (63)	2.00 (54)	2.00 (54)	3.00 (49)	3.00 (48)
E. State Ownership of Assets	3.69	3.69	4.43	4.56	4.16	4.38	3.99
2. Legal System and Property Rights	1.58	1.63	1.50	1.37	2.87	2.65	3.11
A. Judicial independence						2.00	2.27
B. Impartial courts			3.59	2.50	2.70	3.27	3.04
C. Protection of property rights	1.70	1.90				4.57	3.70
D. Military interference in rule of law and politics			0.00	0.00	5.00	2.50	2.50
E. Integrity of the legal system	1.70	1.70	1.67	1.67	1.67	1.67	1.67
F. Legal enforcement of contracts			0.30	0.30	0.87	0.97	0.97
G. Regulatory costs of the sale of real property			5.67	5.80	6.74	5.39	5.90
H. Reliability of police						4.44	3.56
I. Business costs of crime						5.32	5.74
<i>Gender Disparity Adjustment</i>	0.33	0.33	0.33	0.33	0.69	0.59	0.90
3. Sound Money	1.10	0.00	1.25	5.04	7.89	7.99	4.37
A. Money growth	4.39 (28.06)	0.00 (62.92)	0.00 (2290)	4.44 (27.79)	5.55 (22.27)	9.30 (3.52)	8.07 (9.65)
B. Standard deviation of inflation	0.00 (25.49)	0.00 (30.17)	0.00 (248.28)	0.00 (163.85)	7.41 (6.46)	7.80 (5.51)	2.69 (18.26)
C. Inflation: most recent year	0.00 (51.4)	0.00 (108.95)	0.00 (550.01)	5.74 (21.32)	8.58 (7.1)	9.85 (0.74)	1.70 (41.5)
D. Freedom to own foreign currency bank accounts	0.00	0.00	5.00	10.00	10.00	5.00	5.00
4. Freedom to Trade Internationally	2.07	4.30	4.15	4.90	5.17	5.45	5.56
A. Tariffs	4.21	4.90	8.70	7.40	7.74	7.75	7.75
(i) Revenue from trade taxes (% of trade sector)	3.13 (10.3)	3.93 (9.1)	8.70 (1.95)	7.03 (4.45)	7.79 (3.32)	7.79 (3.32)	7.79 (3.32)
(ii) Mean tariff rate	5.28 (23.6)	5.86 (20.7)		7.60 (12)	7.80 (11)	7.82 (10.9)	7.82 (10.9)
(iii) Standard deviation of tariff rates				7.55 (6.12)	7.62 (5.94)	7.65 (5.89)	7.65 (7.65)
B. Regulatory trade barriers				2.19	2.54	1.61	2.21
(i) Non-tariff trade barriers						3.21	4.41
(ii) Compliance costs of importing and exporting				2.19	2.54	0.00	0.00
C. Black-market exchange rates	0.00	6.00	1.43	10.00	10.00	10.00	10.00
D. Controls of the movement of capital and people	2.00	2.00	2.31	0.00	0.38	2.44	2.27
(i) Foreign ownership / investment restrictions						6.21	5.71
(ii) Capital controls	2.00	2.00	2.31	0.00	0.77	0.77	0.77
(iii) Freedom of foreigners to visit				0.00	0.00	0.33	0.33
5. Regulation	4.43	3.94	5.71	4.57	5.48	5.80	5.05
A. Credit market regulations	4.34	2.88	6.31	4.81	6.33	6.33	4.33
(i) Ownership of banks	0.00	0.00	0.00	0.00	0.00	0.00	0.00
(ii) Private sector credit	8.69	8.65	8.94	9.43	10.00	10.00	10.00
(iii) Interest rate controls / negative real interest rates		0.00	10.00	5.00	9.00	9.00	3.00
B. Labor market regulations			5.11	5.11	5.67	5.82	5.73
(i) Hiring regulations and minimum wage			5.00	5.00	1.67	5.00	1.67
(ii) Hiring and firing regulations						3.93	5.05
(iii) Centralized collective bargaining						6.96	6.64
(iv) Hours regulations			5.30	5.30	8.00	6.00	8.00
(v) Mandated cost of worker dismissal			7.13	7.13	10.00	10.00	10.00
(vi) Conscription	3.00	3.00	3.00	3.00	3.00	3.00	3.00
C. Business regulations				3.81	4.43	5.25	5.08
(i) Administrative requirements						4.37	3.25
(ii) Bureaucracy costs					0.91	0.00	0.00
(iii) Starting a business			3.33	3.33	4.59	9.32	9.48
(iv) Extra payments / bribes / favoritism						2.79	2.75
(v) Licensing restrictions				1.54	5.99	8.92	8.90
(vi) Cost of tax compliance			6.55	6.55	6.23	6.12	6.12

Congo, Republic of

	1980	1990	2000	2005	2010	2015	2017
	Rating (Rank)	Rating (Rank)	Rating (Rank)	Rating (Rank)	Rating (Rank)	Rating (Rank)	Rating (Rank)
Summary Ratings (Rank)	4.57 (68)	4.62 (89)	4.23 (121)	4.51 (137)	4.69 (150)	4.83 (157)	5.08 (154)
	Rating (Data)	Rating (Data)	Rating (Data)	Rating (Data)	Rating (Data)	Rating (Data)	Rating (Data)
1. Size of Government	2.37	4.08	4.41	4.51	4.92	4.88	5.61
A. Government consumption	3.72 (27.34)	6.42 (18.16)	1.60 (34.55)	2.33 (32.09)	5.51 (21.28)	5.58 (21.04)	4.72 (23.96)
B. Transfers and subsidies			9.55 (2.15)	9.31 (3.03)	9.67 (1.7)	9.90 (0.87)	9.90 (0.87)
C. Government enterprises and investment	2.00 (44.2)	4.00 (32.6)	4.00 (33.2)	4.00 (31.67)	2.00 (49.63)	0.00 (57.67)	4.00 (36.41)
D. Top marginal tax rate		4.00	3.00	3.00	3.50	3.00	4.00
(i) Top marginal income tax rate		4.00 (50)	3.00 (50)	3.00 (50)	4.00 (45)	4.00 (45)	5.00 (40)
(ii) Top marginal income and payroll tax rate					3.00 (49)	2.00 (51)	3.00 (46)
E. State Ownership of Assets	1.39	1.88	3.91	3.91	3.91	5.91	5.43
2. Legal System and Property Rights	4.18	2.70	1.90	2.11	3.09	3.28	3.10
A. Judicial independence						3.07	3.07
B. Impartial courts			1.86	3.00	3.60	3.70	3.60
C. Protection of property rights	4.00	1.90					
D. Military interference in rule of law and politics			0.00	0.00	3.33	5.00	5.00
E. Integrity of the legal system	5.80	3.30	3.33	3.33	3.33	3.33	3.33
F. Legal enforcement of contracts			3.01	3.01	3.01	3.01	3.01
G. Regulatory costs of the sale of real property			2.41	2.41	3.96	4.92	4.39
H. Reliability of police							
I. Business costs of crime							
<i>Gender Disparity Adjustment</i>	0.79	0.79	0.79	0.79	0.79	0.71	0.66
3. Sound Money	5.45	5.96	4.29	5.33	4.69	5.77	5.74
A. Money growth	8.78 (6.12)	9.81 (0.93)	7.24 (13.81)	8.60 (7.01)	7.56 (12.19)	9.89 (-0.53)	7.58 (-12.08)
B. Standard deviation of inflation	7.04 (7.41)	4.20 (14.51)	0.10 (24.75)	3.79 (15.52)	2.21 (19.48)	4.11 (14.73)	5.46 (11.35)
C. Inflation: most recent year	5.97 (20.14)	9.85 (-0.77)	9.83 (-0.84)	8.94 (5.28)	9.00 (5)	9.10 (4.51)	9.91 (0.45)
D. Freedom to own foreign currency bank accounts	0.00	0.00	0.00	0.00	0.00	0.00	0.00
4. Freedom to Trade Internationally	5.69	4.58	5.81	4.83	5.05	4.71	5.39
A. Tariffs	7.47	4.53	7.43	7.21	7.35	7.30	7.99
(i) Revenue from trade taxes (% of trade sector)	7.47 (3.8)	4.53 (8.2)	9.25 (1.13)	9.20 (1.2)	9.41 (0.88)	9.35 (0.98)	9.35 (0.98)
(ii) Mean tariff rate			6.48 (17.6)	6.18 (19.1)	6.42 (17.9)	6.38 (18.1)	7.62 (11.9)
(iii) Standard deviation of tariff rates			6.56 (8.6)	6.25 (9.38)	6.21 (9.49)	6.16 (9.59)	7.00 (7.5)
B. Regulatory trade barriers				2.10	2.10	0.00	2.01
(i) Non-tariff trade barriers							4.03
(ii) Compliance costs of importing and exporting				2.10	2.10	0.00	0.00
C. Black-market exchange rates	9.60	9.20	10.00	10.00	10.00	10.00	10.00
D. Controls of the movement of capital and people	0.00	0.00	0.00	0.00	0.77	1.54	1.54
(i) Foreign ownership / investment restrictions							
(ii) Capital controls	0.00	0.00	0.00	0.00	1.54	1.54	1.54
(iii) Freedom of foreigners to visit				0.00	0.00	1.55	1.55
5. Regulation	5.16	5.79	4.75	5.77	5.69	5.54	5.56
A. Credit market regulations	3.00	5.45	3.49	5.33	6.33	6.05	5.97
(i) Ownership of banks	0.00	0.00	0.00	0.00	0.00	0.00	0.00
(ii) Private sector credit		6.36	7.48	10.00	10.00	9.16	7.90
(iii) Interest rate controls / negative real interest rates	6.00	10.00	3.00	6.00	9.00	9.00	10.00
B. Labor market regulations			6.01	6.29	6.48	5.66	5.66
(i) Hiring regulations and minimum wage			1.10	2.20	2.23	1.10	1.10
(ii) Hiring and firing regulations							
(iii) Centralized collective bargaining							
(iv) Hours regulations			6.00	6.00	6.00	4.00	4.00
(v) Mandated cost of worker dismissal			6.94	6.94	7.68	7.53	7.53
(vi) Conscription	10.00	10.00	10.00	10.00	10.00	10.00	10.00
C. Business regulations				5.70	4.26	4.90	5.05
(i) Administrative requirements							
(ii) Bureaucracy costs					0.76	0.67	1.11
(iii) Starting a business			6.20	6.72	5.48	7.45	7.61
(iv) Extra payments / bribes / favoritism							
(v) Licensing restrictions				7.17	7.60	8.23	8.23
(vi) Cost of tax compliance			3.21	3.21	3.21	3.25	3.25

Costa Rica

	1980	1990	2000	2005	2010	2015	2017
	Rating (Rank)	Rating (Rank)	Rating (Rank)	Rating (Rank)	Rating (Rank)	Rating (Rank)	Rating (Rank)
Summary Ratings (Rank)	5.50 (44)	6.94 (25)	7.46 (32)	7.50 (32)	7.18 (57)	7.44 (43)	7.41 (46)
	Rating (Data)	Rating (Data)	Rating (Data)	Rating (Data)	Rating (Data)	Rating (Data)	Rating (Data)
1. Size of Government	5.62	7.02	7.13	8.28	7.36	7.25	7.04
A. Government consumption	5.37 (21.75)	5.04 (22.85)	6.94 (16.4)	6.66 (17.36)	5.49 (21.35)	5.39 (21.67)	5.51 (21.26)
B. Transfers and subsidies	8.50 (6)	8.77 (5)	8.59 (5.66)	8.64 (5.5)	9.42 (2.63)	8.50 (6)	8.46 (6.16)
C. Government enterprises and investment	4.00 (36.2)	7.00 (21)	6.00 (27.1)	10.00 (5.66)	8.00 (17.01)	8.00 (17.26)	8.00 (17.26)
D. Top marginal tax rate	5.00	8.00	7.00	9.00	6.50	6.50	6.50
(i) Top marginal income tax rate	5.00 (50)	9.00 (25)	9.00 (25)	10.00 (15-25)	9.00 (25)	9.00 (25)	9.00 (25)
(ii) Top marginal income and payroll tax rate		7.00 (33)	5.00 (39)	8.00 (24-33)	4.00 (43)	4.00 (44)	4.00 (44)
E. State Ownership of Assets	5.23	6.28	7.12	7.12	7.38	7.84	6.74
2. Legal System and Property Rights	5.21	5.46	6.42	6.32	5.88	5.77	5.82
A. Judicial independence			6.35	6.87	6.46	6.96	6.86
B. Impartial courts			6.85	6.51	4.73	4.30	4.42
C. Protection of property rights	4.60	5.30	4.50	6.08	5.51	6.01	6.49
D. Military interference in rule of law and politics			10.00	10.00	10.00	10.00	10.00
E. Integrity of the legal system	6.70	6.70	6.67	6.67	5.83	5.00	4.17
F. Legal enforcement of contracts			2.16	3.52	3.52	3.52	3.52
G. Regulatory costs of the sale of real property			8.42	8.45	8.50	8.52	8.67
H. Reliability of police				5.02	6.13	5.79	6.10
I. Business costs of crime				3.74	4.28	5.37	5.41
<i>Gender Disparity Adjustment</i>	1.00	1.00	1.00	1.00	0.93	0.87	0.88
3. Sound Money	8.04	8.41	7.88	8.75	8.00	9.76	9.76
A. Money growth	7.72 (11.41)	8.66 (6.72)	5.16 (24.22)	8.37 (8.14)	8.75 (6.23)	9.41 (2.95)	9.84 (0.81)
B. Standard deviation of inflation	8.22 (4.46)	8.68 (3.29)	8.55 (3.63)	9.40 (1.49)	9.36 (1.61)	9.79 (0.53)	9.51 (1.23)
C. Inflation: most recent year	6.23 (18.83)	6.29 (18.57)	7.80 (10.99)	7.24 (13.8)	8.87 (5.66)	9.84 (0.8)	9.67 (1.63)
D. Freedom to own foreign currency bank accounts	10.00	10.00	10.00	10.00	5.00	10.00	10.00
4. Freedom to Trade Internationally	1.74	6.88	8.63	7.88	8.15	7.97	7.96
A. Tariffs	3.23	5.63	8.40	8.08	8.15	7.91	7.96
(i) Revenue from trade taxes (% of trade sector)	6.47 (5.3)	5.33 (7)	9.28 (1.08)	9.24 (1.14)	9.17 (1.25)	8.61 (2.08)	8.58 (2.13)
(ii) Mean tariff rate	0.00 (55)	6.72 (16.4)	8.92 (5.4)	8.60 (7)	8.92 (5.4)	8.88 (5.6)	8.88 (5.6)
(iii) Standard deviation of tariff rates		4.84 (12.9)	7.00 (7.5)	6.39 (9.03)	6.35 (9.13)	6.24 (9.41)	6.42 (8.96)
B. Regulatory trade barriers			6.50	4.84	6.71	6.07	6.16
(i) Non-tariff trade barriers			5.17	4.70	5.29	4.67	4.85
(ii) Compliance costs of importing and exporting			7.83	4.98	8.14	7.47	7.47
C. Black-market exchange rates	0.00	10.00	10.00	10.00	10.00	10.00	10.00
D. Controls of the movement of capital and people	2.00	5.00	9.63	8.61	7.74	7.90	7.71
(i) Foreign ownership / investment restrictions			9.26	7.54	7.12	6.71	6.90
(ii) Capital controls	2.00	5.00	10.00	9.09	6.92	7.69	6.92
(iii) Freedom of foreigners to visit				9.20	9.18	9.29	9.29
5. Regulation	6.90	6.94	7.25	6.26	6.52	6.43	6.46
A. Credit market regulations	8.18	8.50	9.21	7.50	7.14	6.71	6.80
(i) Ownership of banks	10.00	10.00	10.00	5.00	5.00	5.00	5.00
(ii) Private sector credit	6.37	7.51	8.64	8.49	7.42	6.13	6.39
(iii) Interest rate controls / negative real interest rates		8.00	9.00	9.00	9.00	9.00	9.00
B. Labor market regulations			6.21	5.94	6.21	6.19	6.14
(i) Hiring regulations and minimum wage			3.46	1.10	2.23	2.23	2.23
(ii) Hiring and firing regulations			4.97	5.51	5.34	5.37	4.71
(iii) Centralized collective bargaining			5.00	5.73	6.04	5.90	6.25
(iv) Hours regulations			6.51	6.00	8.00	8.00	8.00
(v) Mandated cost of worker dismissal			7.31	7.31	5.66	5.66	5.66
(vi) Conscription	10.00	10.00	10.00	10.00	10.00	10.00	10.00
C. Business regulations			6.34	5.35	6.22	6.40	6.44
(i) Administrative requirements			6.83	2.58	3.45	2.61	2.62
(ii) Bureaucracy costs			6.15	2.35	5.76	4.89	5.11
(iii) Starting a business			7.31	7.29	7.96	9.18	9.16
(iv) Extra payments / bribes / favoritism			5.92	6.91	5.36	4.39	4.74
(v) Licensing restrictions				7.48	7.56	8.99	8.71
(vi) Cost of tax compliance			5.49	5.49	7.24	8.31	8.31

Côte d'Ivoire

	1980	1990	2000	2005	2010	2015	2017
	Rating (Rank)	Rating (Rank)	Rating (Rank)	Rating (Rank)	Rating (Rank)	Rating (Rank)	Rating (Rank)
Summary Ratings (Rank)	5.10 (56)	5.04 (68)	5.76 (96)	5.87 (116)	5.75 (135)	5.90 (130)	5.97 (134)
	Rating (Data)	Rating (Data)	Rating (Data)	Rating (Data)	Rating (Data)	Rating (Data)	Rating (Data)
1. Size of Government	4.99	4.71	8.35	8.04	6.68	6.08	5.93
A. Government consumption	5.54 (21.17)	6.20 (18.93)	8.18 (12.2)	8.82 (10.02)	7.25 (15.36)	7.17 (15.62)	6.49 (17.94)
B. Transfers and subsidies	9.01 (4.15)		9.48 (2.41)	9.35 (2.89)	9.66 (1.75)	9.16 (3.58)	9.40 (2.72)
C. Government enterprises and investment	2.00 (46.8)	2.00 (42.2)	6.00 (25.3)	4.00 (32.96)	6.00 (27.69)	4.00 (34.39)	4.00 (38.15)
D. Top marginal tax rate	5.00	4.00	10.00	10.00	2.50	2.00	2.00
(i) Top marginal income tax rate	5.00 (45)	4.00 (45)	10.00 (10)	10.00 (10)	3.00 (47)	3.00 (47)	3.00 (47)
(ii) Top marginal income and payroll tax rate					2.00 (52)	1.00 (58)	1.00 (58)
E. State Ownership of Assets	3.39	6.63	8.08	8.01	8.01	8.08	7.79
2. Legal System and Property Rights		4.00	2.36	2.59	2.65	4.56	4.21
A. Judicial independence					1.33	4.29	2.42
B. Impartial courts			4.60	3.00	2.87	4.84	4.20
C. Protection of property rights		5.90			3.54	5.40	4.77
D. Military interference in rule of law and politics			1.67	1.67	2.50	3.33	4.17
E. Integrity of the legal system		4.20	5.00	4.17	4.17	4.17	4.17
F. Legal enforcement of contracts			2.47	2.47	2.47	3.97	3.97
G. Regulatory costs of the sale of real property			0.43	4.23	4.26	6.93	7.10
H. Reliability of police					2.35	5.08	3.85
I. Business costs of crime					3.09	4.63	4.63
<i>Gender Disparity Adjustment</i>	0.56	0.67	0.67	0.67	0.79	0.92	0.93
3. Sound Money	5.00	6.90	6.69	6.73	6.56	7.00	7.12
A. Money growth	8.66 (6.69)	9.18 (-4.12)	9.79 (1.06)	8.49 (7.54)	7.81 (10.93)	8.91 (5.45)	9.34 (3.29)
B. Standard deviation of inflation	6.18 (9.55)	9.34 (1.64)	7.48 (6.29)	9.21 (1.98)	8.75 (3.12)	9.35 (1.63)	9.26 (1.84)
C. Inflation: most recent year	5.17 (24.14)	9.10 (-4.52)	9.51 (2.46)	9.22 (3.89)	9.66 (1.68)	9.75 (1.24)	9.86 (0.69)
D. Freedom to own foreign currency bank accounts	0.00	0.00	0.00	0.00	0.00	0.00	0.00
4. Freedom to Trade Internationally	4.19	4.09	5.26	5.90	6.35	5.72	5.92
A. Tariffs	2.98	3.07	5.77	6.51	6.60	6.74	6.56
(i) Revenue from trade taxes (% of trade sector)	1.47 (12.8)	2.73 (10.9)	3.99 (9.02)	4.80 (7.8)	4.88 (7.68)	5.63 (6.56)	5.09 (7.36)
(ii) Mean tariff rate	4.50 (27.5)	3.40 (33)	7.60 (12)	7.48 (12.6)	7.62 (11.9)	7.56 (12.2)	7.56 (12.2)
(iii) Standard deviation of tariff rates			5.72 (10.7)	7.26 (6.84)	7.29 (6.78)	7.02 (7.44)	7.02 (7.44)
B. Regulatory trade barriers				5.55	5.49	2.93	3.90
(i) Non-tariff trade barriers					5.15	4.03	5.96
(ii) Compliance costs of importing and exporting				5.55	5.82	1.83	1.83
C. Black-market exchange rates	9.60	9.20	10.00	10.00	10.00	10.00	10.00
D. Controls of the movement of capital and people	0.00	0.00	0.00	1.53	3.34	3.22	3.22
(i) Foreign ownership / investment restrictions					6.91	6.45	6.45
(ii) Capital controls	0.00	0.00	0.00	0.77	0.77	0.77	0.77
(iii) Freedom of foreigners to visit				2.30	2.32	2.43	2.43
5. Regulation	6.21	5.51	6.15	6.08	6.53	6.16	6.67
A. Credit market regulations	6.56	6.39	7.26	7.67	9.19	7.03	7.69
(i) Ownership of banks	2.00	2.00	8.00	8.00	8.00	8.00	10.00
(ii) Private sector credit	9.67	9.17	7.78	9.00	9.58	8.08	8.08
(iii) Interest rate controls / negative real interest rates	8.00	8.00	6.00	6.00	10.00	5.00	5.00
B. Labor market regulations			5.04	4.61	5.78	5.74	6.12
(i) Hiring regulations and minimum wage			4.40	6.70	6.67	4.43	5.57
(ii) Hiring and firing regulations					5.99	4.70	5.10
(iii) Centralized collective bargaining					7.44	6.75	7.49
(iv) Hours regulations			5.30	5.30	6.00	8.00	8.00
(v) Mandated cost of worker dismissal			5.46	5.46	7.57	7.57	7.57
(vi) Conscription	10.00	5.00	5.00	1.00	1.00	3.00	3.00
C. Business regulations				5.97	4.62	5.70	6.19
(i) Administrative requirements					3.53	5.07	3.62
(ii) Bureaucracy costs					3.18	3.33	3.78
(iii) Starting a business			6.01	6.41	6.93	9.57	9.77
(iv) Extra payments / bribes / favoritism					2.45	3.98	3.98
(v) Licensing restrictions				4.54	4.63	5.26	8.27
(vi) Cost of tax compliance			6.97	6.97	6.97	6.97	7.70

Croatia

	1980	1990	2000	2005	2010	2015	2017
	Rating (Rank)	Rating (Rank)	Rating (Rank)	Rating (Rank)	Rating (Rank)	Rating (Rank)	Rating (Rank)
Summary Ratings (Rank)			6.37 (77)	6.54 (81)	6.79 (82)	7.07 (72)	7.26 (56)
	Rating (Data)	Rating (Data)	Rating (Data)	Rating (Data)	Rating (Data)	Rating (Data)	Rating (Data)
1. Size of Government			4.46	4.88	5.20	5.04	5.72
A. Government consumption			2.45 (31.66)	4.86 (23.49)	4.32 (25.3)	4.22 (25.65)	4.30 (25.38)
B. Transfers and subsidies			4.65 (20.13)	4.35 (21.23)	4.79 (19.63)	4.30 (21.43)	4.30 (21.43)
C. Government enterprises and investment			7.00 (22.99)	8.00 (18.43)	8.00 (15.4)	8.00 (15.08)	10.00 (12.31)
D. Top marginal tax rate			2.00	1.00	1.50	2.00	3.00
(i) Top marginal income tax rate			4.00 (35-53)	2.00 (45-63)	3.00 (44-51)	4.00 (40-47)	5.00 (40-47)
(ii) Top marginal income and payroll tax rate			0.00 (55.9-68)	0.00 (62-75)	0.00 (62-67)	0.00 (58-63)	1.00 (58-63)
E. State Ownership of Assets			6.17	6.17	7.39	6.70	6.99
2. Legal System and Property Rights			6.18	5.24	5.66	5.69	5.58
A. Judicial independence				3.69	3.42	3.54	2.86
B. Impartial courts			6.07	4.04	2.81	2.14	1.66
C. Protection of property rights				4.98	4.88	4.68	4.32
D. Military interference in rule of law and politics			8.33	8.33	8.33	8.33	8.33
E. Integrity of the legal system			8.33	8.33	7.50	7.50	7.50
F. Legal enforcement of contracts			5.40	5.40	5.40	5.14	4.64
G. Regulatory costs of the sale of real property			3.36	3.36	6.39	7.18	7.80
H. Reliability of police				4.53	6.16	6.45	5.87
I. Business costs of crime				5.43	6.97	7.63	7.24
<i>Gender Disparity Adjustment</i>	0.96	0.96	0.96	0.96	0.96	0.95	1.00
3. Sound Money		2.50	7.88	8.20	8.42	9.28	9.55
A. Money growth			8.28 (8.6)	8.62 (6.89)	9.64 (-1.78)	7.63 (11.86)	8.65 (6.73)
B. Standard deviation of inflation			9.15 (2.11)	9.87 (0.34)	9.23 (1.92)	9.59 (1.02)	9.78 (0.54)
C. Inflation: most recent year		0.00 (500)	9.07 (4.63)	9.33 (3.34)	9.79 (1.05)	9.91 (-0.46)	9.77 (1.13)
D. Freedom to own foreign currency bank accounts		5.00	5.00	5.00	5.00	10.00	10.00
4. Freedom to Trade Internationally			6.74	7.50	7.63	8.18	8.18
A. Tariffs			8.47	8.82	8.73	8.63	8.53
(i) Revenue from trade taxes (% of trade sector)			8.29 (2.57)	9.56 (0.66)	9.52 (0.72)	9.91 (0.14)	9.91 (0.14)
(ii) Mean tariff rate			8.66 (6.7)	9.52 (2.4)	9.04 (4.8)	8.98 (5.1)	8.98 (5.1)
(iii) Standard deviation of tariff rates				7.37 (6.57)	7.64 (5.9)	7.00 (7.5)	6.70 (8.26)
B. Regulatory trade barriers			8.50	6.43	6.56	8.33	8.33
(i) Non-tariff trade barriers				6.00	5.63	6.70	6.70
(ii) Compliance costs of importing and exporting			8.50	6.86	7.49	9.96	9.96
C. Black-market exchange rates		0.00	10.00	10.00	10.00	10.00	10.00
D. Controls of the movement of capital and people		0.00	0.00	4.77	5.23	5.75	5.88
(i) Foreign ownership / investment restrictions				6.17	4.44	5.00	5.39
(ii) Capital controls		0.00	0.00	1.54	4.62	4.62	4.62
(iii) Freedom of foreigners to visit				6.60	6.64	7.63	7.63
5. Regulation			6.59	6.86	7.04	7.13	7.29
A. Credit market regulations		0.00	8.76	9.32	8.95	8.74	9.33
(i) Ownership of banks		0.00	10.00	10.00	10.00	8.00	8.00
(ii) Private sector credit			7.28	8.97	7.85	8.22	10.00
(iii) Interest rate controls / negative real interest rates			9.00	9.00	9.00	10.00	10.00
B. Labor market regulations			4.42	5.58	6.39	6.45	6.36
(i) Hiring regulations and minimum wage			3.90	3.90	2.23	5.57	5.57
(ii) Hiring and firing regulations			3.83	5.13	3.66	2.81	2.60
(iii) Centralized collective bargaining			6.17	7.07	6.92	6.80	6.52
(iv) Hours regulations			6.00	6.00	8.00	6.00	6.00
(v) Mandated cost of worker dismissal			3.60	6.38	7.51	7.51	7.51
(vi) Conscription			3.00	5.00	10.00	10.00	10.00
C. Business regulations				5.66	5.79	6.20	6.16
(i) Administrative requirements				3.22	2.05	1.71	1.45
(ii) Bureaucracy costs				5.70	6.21	5.56	6.89
(iii) Starting a business			8.85	9.01	9.64	9.62	9.17
(iv) Extra payments / bribes / favoritism				5.73	4.33	3.79	3.27
(v) Licensing restrictions				2.51	4.68	8.83	8.52
(vi) Cost of tax compliance			7.40	7.80	7.80	7.69	7.69

Cyprus

	1980	1990	2000	2005	2010	2015	2017
	Rating (Rank)	Rating (Rank)	Rating (Rank)	Rating (Rank)	Rating (Rank)	Rating (Rank)	Rating (Rank)
Summary Ratings (Rank)	5.51 (43)	5.92 (43)	6.70 (63)	7.55 (29)	7.73 (17)	7.66 (30)	7.68 (28)
	Rating (Data)	Rating (Data)	Rating (Data)	Rating (Data)	Rating (Data)	Rating (Data)	Rating (Data)
1. Size of Government	5.83	5.63	6.48	7.38	7.19	7.13	6.92
A. Government consumption	6.77 (16.97)	5.17 (22.43)	6.02 (19.53)	5.32 (21.92)	5.18 (22.39)	6.34 (18.45)	6.41 (18.21)
B. Transfers and subsidies	8.34 (6.6)	7.87 (8.3)	6.73 (12.51)	6.47 (13.47)	6.13 (14.71)	6.24 (14.32)	5.91 (15.51)
C. Government enterprises and investment	8.00 (18.1)	8.00 (17.4)	8.00 (16.17)	8.00 (15.83)	8.00 (19.26)	8.00 (15.74)	8.00 (15.74)
D. Top marginal tax rate	1.00	0.50	4.00	8.00	7.50	6.50	7.00
(i) Top marginal income tax rate	1.00 (60)	1.00 (60)	5.00 (40)	8.00 (30)	8.00 (30)	7.00 (35)	7.00 (35)
(ii) Top marginal income and payroll tax rate		0.00 (62)	3.00 (48.3)	8.00 (30)	7.00 (35)	6.00 (37)	7.00 (35)
E. State Ownership of Assets	5.05	6.63	7.63	9.13	9.13	8.59	7.29
2. Legal System and Property Rights		6.33	7.57	7.05	6.53	5.84	6.13
A. Judicial independence				6.99	7.15	6.10	6.24
B. Impartial courts			7.27	6.77	6.07	3.78	4.52
C. Protection of property rights		8.60		7.53	7.36	5.44	6.20
D. Military interference in rule of law and politics			8.33	8.33	8.33	8.33	8.33
E. Integrity of the legal system		6.70	8.33	8.33	8.33	8.33	8.33
F. Legal enforcement of contracts					4.00	4.00	4.00
G. Regulatory costs of the sale of real property					5.82	6.41	6.44
H. Reliability of police				6.57	7.08	5.76	6.31
I. Business costs of crime				7.47	7.81	7.21	6.89
<i>Gender Disparity Adjustment</i>	0.90	0.90	0.90	0.90	0.90	0.90	0.93
3. Sound Money	5.69	7.03	6.88	9.35	9.44	9.69	9.36
A. Money growth	6.40 (18)	9.45 (2.75)	8.65 (6.77)	8.48 (7.62)	9.03 (4.84)	9.75 (1.26)	8.02 (9.89)
B. Standard deviation of inflation	9.06 (2.36)	9.71 (0.72)	9.70 (0.75)	9.42 (1.45)	9.19 (2.03)	9.42 (1.46)	9.51 (1.23)
C. Inflation: most recent year	7.30 (13.5)	8.95 (5.27)	9.17 (4.14)	9.49 (2.56)	9.52 (2.38)	9.58 (-2.1)	9.89 (0.53)
D. Freedom to own foreign currency bank accounts	0.00	0.00	0.00	10.00	10.00	10.00	10.00
4. Freedom to Trade Internationally	5.39	4.82	6.75	8.04	8.16	8.22	8.27
A. Tariffs	6.96	5.47	7.99	8.39	8.34	8.36	8.23
(i) Revenue from trade taxes (% of trade sector)	7.33 (4)	7.20 (4.2)	9.27 (1.1)	9.59 (0.62)	9.63 (0.55)	9.10 (1.35)	9.00 (1.5)
(ii) Mean tariff rate	6.58 (17.1)	6.70 (16.5)	6.72 (16.4)	9.46 (2.7)	8.98 (5.1)	8.98 (5.1)	8.98 (5.1)
(iii) Standard deviation of tariff rates		2.52 (18.7)		6.13 (9.67)	6.41 (8.98)	7.00 (7.5)	6.70 (8.26)
B. Regulatory trade barriers			9.00	7.10	8.00	7.75	7.88
(i) Non-tariff trade barriers				7.10	6.73	6.18	6.44
(ii) Compliance costs of importing and exporting			9.00		9.27	9.31	9.31
C. Black-market exchange rates	9.20	9.00	10.00	10.00	10.00	10.00	10.00
D. Controls of the movement of capital and people	0.00	0.00	0.00	6.67	6.31	6.77	7.00
(i) Foreign ownership / investment restrictions				6.68	6.37	5.65	6.32
(ii) Capital controls	0.00	0.00	0.00	6.92	6.15	6.92	6.92
(iii) Freedom of foreigners to visit				6.40	6.42	7.74	7.74
5. Regulation	5.15	5.81	5.84	5.93	7.33	7.44	7.72
A. Credit market regulations	7.09	8.83	8.91	9.41	8.80	9.46	10.00
(i) Ownership of banks	8.00	8.00	8.00	10.00	10.00	10.00	10.00
(ii) Private sector credit	9.28	8.50	8.72	8.23	6.39	8.37	10.00
(iii) Interest rate controls / negative real interest rates	4.00	10.00	10.00	10.00	10.00	10.00	10.00
B. Labor market regulations				2.87	6.17	6.05	6.25
(i) Hiring regulations and minimum wage					6.67	5.57	5.57
(ii) Hiring and firing regulations				3.59	4.78	4.49	4.80
(iii) Centralized collective bargaining				5.02	5.59	6.23	6.13
(iv) Hours regulations					10.00	10.00	10.00
(v) Mandated cost of worker dismissal					10.00	10.00	10.00
(vi) Conscription	0.00	0.00	0.00	0.00	0.00	0.00	1.00
C. Business regulations				5.50	7.03	6.81	6.93
(i) Administrative requirements				4.24	4.88	4.95	4.69
(ii) Bureaucracy costs				5.12	8.18	8.44	8.89
(iii) Starting a business					9.61	9.68	9.68
(iv) Extra payments / bribes / favoritism				7.14	6.29	4.24	4.67
(v) Licensing restrictions					4.91	5.00	5.00
(vi) Cost of tax compliance					8.33	8.58	8.63

Czech Republic

	1980	1990	2000	2005	2010	2015	2017
	Rating (Rank)	Rating (Rank)	Rating (Rank)	Rating (Rank)	Rating (Rank)	Rating (Rank)	Rating (Rank)
Summary Ratings (Rank)			7.00 (51)	7.24 (50)	7.45 (33)	7.70 (27)	7.75 (22)
	Rating (Data)	Rating (Data)	Rating (Data)	Rating (Data)	Rating (Data)	Rating (Data)	Rating (Data)
1. Size of Government		1.57	6.14	5.77	6.36	6.31	6.66
A. Government consumption			3.02 (29.73)	2.64 (31.03)	2.93 (30.04)	3.13 (29.37)	3.31 (28.73)
B. Transfers and subsidies		0.00 (37.2)	5.44 (17.24)	5.37 (17.48)	5.01 (18.8)	5.04 (18.71)	5.23 (17.99)
C. Government enterprises and investment			10.00 (13.64)	8.00 (17.46)	8.00 (17.56)	8.00 (19.39)	10.00 (13.5)
D. Top marginal tax rate			4.00	4.00	7.00	6.50	6.50
(i) Top marginal income tax rate			7.00 (32)	7.00 (32)	10.00 (15)	9.00 (22)	9.00 (22)
(ii) Top marginal income and payroll tax rate			1.00 (56)	1.00 (58)	4.00 (45)	4.00 (45)	4.00 (45)
E. State Ownership of Assets	0.00	3.15	8.23	8.86	8.86	8.88	8.25
2. Legal System and Property Rights		7.11	6.25	5.93	6.04	6.24	6.40
A. Judicial independence			6.01	4.73	4.51	5.71	5.89
B. Impartial courts			4.51	4.12	3.16	3.47	3.29
C. Protection of property rights		8.60	5.58	6.00	5.14	5.86	6.10
D. Military interference in rule of law and politics			10.00	10.00	10.00	10.00	10.00
E. Integrity of the legal system		8.30	8.33	8.33	8.33	8.33	8.33
F. Legal enforcement of contracts			3.43	3.54	3.85	3.85	3.30
G. Regulatory costs of the sale of real property			6.69	6.69	8.54	8.16	8.17
H. Reliability of police				4.67	4.38	5.91	6.38
I. Business costs of crime				6.30	7.50	7.11	7.53
<i>Gender Disparity Adjustment</i>	0.96	0.96	0.96	0.96	0.96	0.92	0.95
3. Sound Money			8.13	9.05	9.45	9.58	9.28
A. Money growth			9.87 (0.65)	7.45 (12.76)	8.80 (6)	8.85 (5.74)	7.83 (10.87)
B. Standard deviation of inflation			8.43 (3.93)	9.11 (2.23)	9.28 (1.8)	9.52 (1.2)	9.77 (0.57)
C. Inflation: most recent year			9.22 (3.9)	9.63 (1.85)	9.72 (1.41)	9.93 (0.34)	9.51 (2.45)
D. Freedom to own foreign currency bank accounts			5.00	10.00	10.00	10.00	10.00
4. Freedom to Trade Internationally			8.31	8.02	7.79	8.21	8.22
A. Tariffs			8.22	8.39	8.34	8.36	8.23
(i) Revenue from trade taxes (% of trade sector)			9.68 (0.48)	9.59 (0.62)	9.63 (0.55)	9.10 (1.35)	9.00 (1.5)
(ii) Mean tariff rate			8.70 (6.5)	9.46 (2.7)	8.98 (5.1)	8.98 (5.1)	8.98 (5.1)
(iii) Standard deviation of tariff rates			6.28 (9.3)	6.13 (9.67)	6.41 (8.98)	7.00 (7.5)	6.70 (8.26)
B. Regulatory trade barriers			7.97	7.48	7.39	8.29	8.40
(i) Non-tariff trade barriers			7.27	7.27	7.29	6.61	6.85
(ii) Compliance costs of importing and exporting			8.67	7.70	7.49	9.96	9.96
C. Black-market exchange rates			10.00	10.00	10.00	10.00	10.00
D. Controls of the movement of capital and people	0.00	0.00	7.03	6.22	5.43	6.19	6.26
(i) Foreign ownership / investment restrictions			7.92	8.42	6.80	7.74	7.95
(ii) Capital controls	0.00	0.00	6.15	3.85	3.08	3.08	3.08
(iii) Freedom of foreigners to visit				6.40	6.42	7.74	7.74
5. Regulation		3.42	6.16	7.42	7.62	8.19	8.19
A. Credit market regulations	0.00	0.00	6.94	9.58	9.33	9.77	10.00
(i) Ownership of banks	0.00	0.00	2.00	10.00	10.00	10.00	10.00
(ii) Private sector credit			8.83	8.74	7.98	9.31	10.00
(iii) Interest rate controls / negative real interest rates			10.00	10.00	10.00	10.00	10.00
B. Labor market regulations			5.68	7.61	7.50	8.36	8.09
(i) Hiring regulations and minimum wage			5.09	6.70	6.67	10.00	8.90
(ii) Hiring and firing regulations		5.62	5.30	3.26	3.59	4.19	3.90
(iii) Centralized collective bargaining			7.70	7.75	6.97	8.22	8.01
(iv) Hours regulations			5.01	10.00	10.00	10.00	10.00
(v) Mandated cost of worker dismissal			7.96	7.96	7.76	7.76	7.76
(vi) Conscription	0.00	0.00	3.00	10.00	10.00	10.00	10.00
C. Business regulations			5.86	5.07	6.03	6.43	6.46
(i) Administrative requirements			7.80	2.22	2.70	3.01	2.83
(ii) Bureaucracy costs			8.10	5.51	7.42	7.33	8.00
(iii) Starting a business			8.46	9.02	9.17	9.65	9.21
(iv) Extra payments / bribes / favoritism			4.92	6.56	4.16	4.29	4.40
(v) Licensing restrictions				7.13	8.94	6.89	6.91
(vi) Cost of tax compliance			0.00	0.00	3.76	7.38	7.42

Denmark

	1980	1990	2000	2005	2010	2015	2017
	Rating (Rank)	Rating (Rank)	Rating (Rank)	Rating (Rank)	Rating (Rank)	Rating (Rank)	Rating (Rank)
Summary Ratings (Rank)	6.39 (20)	7.30 (14)	8.16 (10)	8.00 (12)	7.89 (13)	7.86 (15)	7.89 (13)
	Rating (Data)	Rating (Data)	Rating (Data)	Rating (Data)	Rating (Data)	Rating (Data)	Rating (Data)
1. Size of Government	3.80	3.89	4.74	4.40	4.35	4.68	4.71
A. Government consumption	1.76 (34.01)	1.69 (34.25)	1.74 (34.08)	1.55 (34.74)	1.03 (36.5)	1.40 (35.23)	1.55 (34.73)
B. Transfers and subsidies	4.47 (20.8)	3.98 (22.6)	3.67 (23.72)	3.18 (25.54)	3.39 (24.76)	4.53 (20.57)	4.53 (20.57)
C. Government enterprises and investment	6.00 (25)	7.00 (20.3)	10.00 (12.89)	10.00 (12.93)	8.00 (18.14)	8.00 (18.8)	8.00 (16.82)
D. Top marginal tax rate	0.00	0.00	1.50	0.50	2.50	2.50	2.50
(i) Top marginal income tax rate	0.00 (66)	0.00 (68)	2.00 (59)	1.00 (59)	3.00 (52)	3.00 (52)	3.00 (52)
(ii) Top marginal income and payroll tax rate		0.00 (68.8)	1.00 (62.7)	0.00 (63)	2.00 (56)	2.00 (56)	2.00 (56)
E. State Ownership of Assets	6.78	6.78	6.78	6.78	6.82	6.96	6.96
2. Legal System and Property Rights	7.18	8.35	8.97	8.99	8.67	8.25	8.08
A. Judicial independence			9.35	8.78	9.26	8.62	8.57
B. Impartial courts			9.52	9.25	7.24	6.10	6.07
C. Protection of property rights	6.70	10.00	8.82	9.34	8.42	7.96	8.19
D. Military interference in rule of law and politics			10.00	10.00	10.00	10.00	10.00
E. Integrity of the legal system	10.00	10.00	10.00	10.00	10.00	10.00	10.00
F. Legal enforcement of contracts			6.11	6.19	5.96	6.19	5.39
G. Regulatory costs of the sale of real property			9.01	9.01	9.50	9.73	9.73
H. Reliability of police				9.17	8.89	8.29	7.82
I. Business costs of crime				9.17	8.73	7.35	6.92
<i>Gender Disparity Adjustment</i>	1.00	1.00	1.00	1.00	1.00	1.00	1.00
3. Sound Money	6.68	9.46	9.71	9.49	9.60	9.61	9.84
A. Money growth	8.70 (6.51)	8.80 (6.01)	9.75 (1.27)	8.56 (7.2)	9.48 (2.58)	8.79 (6.05)	9.84 (0.82)
B. Standard deviation of inflation	9.67 (0.82)	9.72 (0.71)	9.69 (0.76)	9.77 (0.58)	9.36 (1.6)	9.74 (0.66)	9.74 (0.64)
C. Inflation: most recent year	8.35 (8.23)	9.32 (3.4)	9.42 (2.92)	9.64 (1.81)	9.54 (2.3)	9.91 (0.45)	9.77 (1.15)
D. Freedom to own foreign currency bank accounts	0.00	10.00	10.00	10.00	10.00	10.00	10.00
4. Freedom to Trade Internationally	7.85	7.83	9.38	8.54	8.38	8.42	8.47
A. Tariffs	8.95	8.48	9.18	8.39	8.34	8.36	8.23
(i) Revenue from trade taxes (% of trade sector)	9.67 (0.5)	9.80 (0.3)	9.78 (0.33)	9.59 (0.62)	9.63 (0.55)	9.10 (1.35)	9.00 (1.5)
(ii) Mean tariff rate	8.24 (8.8)	8.52 (7.4)	9.52 (2.4)	9.46 (2.7)	8.98 (5.1)	8.98 (5.1)	8.98 (5.1)
(iii) Standard deviation of tariff rates		7.12 (7.2)	8.24 (4.4)	6.13 (9.67)	6.41 (8.98)	7.00 (7.5)	6.70 (8.26)
B. Regulatory trade barriers			9.35	8.39	8.24	7.95	8.27
(i) Non-tariff trade barriers			9.04	7.35	7.05	5.94	6.58
(ii) Compliance costs of importing and exporting			9.67	9.43	9.43	9.96	9.96
C. Black-market exchange rates	9.60	10.00	10.00	10.00	10.00	10.00	10.00
D. Controls of the movement of capital and people	5.00	5.00	8.97	7.36	6.94	7.35	7.37
(i) Foreign ownership / investment restrictions			9.48	8.08	6.79	7.38	7.45
(ii) Capital controls	5.00	5.00	8.46	7.69	7.69	6.92	6.92
(iii) Freedom of foreigners to visit				6.30	6.34	7.74	7.74
5. Regulation	6.44	7.00	8.02	8.60	8.47	8.35	8.37
A. Credit market regulations	9.41	9.34	10.00	10.00	9.66	9.75	10.00
(i) Ownership of banks	10.00	10.00	10.00	10.00	10.00	10.00	10.00
(ii) Private sector credit	8.24	8.03	10.00	10.00	8.98	9.26	10.00
(iii) Interest rate controls / negative real interest rates	10.00	10.00	10.00	10.00	10.00	10.00	10.00
B. Labor market regulations	3.46	4.66	5.51	7.43	7.46	7.39	7.27
(i) Hiring regulations and minimum wage			4.76	10.00	10.00	10.00	10.00
(ii) Hiring and firing regulations		8.10	6.47	7.39	8.51	7.42	6.89
(iii) Centralized collective bargaining	5.18	5.18	4.85	6.18	5.28	5.91	5.71
(iv) Hours regulations	2.20	2.37	4.01	8.00	8.00	8.00	8.00
(v) Mandated cost of worker dismissal			10.00	10.00	10.00	10.00	10.00
(vi) Conscription	3.00	3.00	3.00	3.00	3.00	3.00	3.00
C. Business regulations			8.54	8.38	8.28	7.91	7.85
(i) Administrative requirements			7.05	4.56	5.03	3.84	4.27
(ii) Bureaucracy costs			8.23	8.44	7.58	7.56	6.89
(iii) Starting a business			9.62	9.66	9.73	9.86	9.84
(iv) Extra payments / bribes / favoritism			9.29	9.49	9.15	7.82	7.72
(v) Licensing restrictions				9.67	9.72	9.87	9.87
(vi) Cost of tax compliance			8.49	8.49	8.49	8.54	8.52

Dominican Republic

	1980	1990	2000	2005	2010	2015	2017
	Rating (Rank)	Rating (Rank)	Rating (Rank)	Rating (Rank)	Rating (Rank)	Rating (Rank)	Rating (Rank)
Summary Ratings (Rank)	5.62 (38)	4.41 (93)	6.79 (61)	6.51 (82)	6.91 (72)	6.99 (76)	6.92 (77)
	Rating (Data)	Rating (Data)	Rating (Data)	Rating (Data)	Rating (Data)	Rating (Data)	Rating (Data)
1. Size of Government	5.87	6.64	8.75	8.39	6.71	6.58	6.43
A. Government consumption	9.12 (8.98)	10.00 (6)	9.03 (9.29)	9.57 (7.48)	8.35 (11.6)	7.47 (14.61)	7.37 (14.95)
B. Transfers and subsidies	9.70 (1.6)	9.73 (1.5)	9.49 (2.36)	9.17 (3.54)	9.38 (2.76)	9.59 (2.02)	9.66 (1.75)
C. Government enterprises and investment	4.00 (31.6)	7.00 (23.7)	8.00 (18)	7.00 (24.3)	0.00 (86.15)	0.00 (84.61)	0.00 (85.67)
D. Top marginal tax rate	0.00	0.00	9.00	8.00	8.00	8.00	8.00
(i) Top marginal income tax rate	0.00 (73)	0.00 (73)	9.00 (25)	9.00 (25)	9.00 (25)	9.00 (25)	9.00 (25)
(ii) Top marginal income and payroll tax rate		0.00 (73)	9.00 (25)	7.00 (32)	7.00 (33)	7.00 (33)	7.00 (33)
E. State Ownership of Assets	6.52	6.48	8.23	8.23	7.82	7.84	7.13
2. Legal System and Property Rights	5.46	5.01	4.41	4.36	4.22	4.07	4.11
A. Judicial independence				4.17	2.82	2.50	2.27
B. Impartial courts			5.57	3.75	3.41	2.86	3.03
C. Protection of property rights	4.60	3.20	2.90	5.27	4.79	5.04	5.02
D. Military interference in rule of law and politics			5.00	5.00	5.00	5.00	5.00
E. Integrity of the legal system	8.30	8.30	5.00	3.33	4.17	3.33	4.17
F. Legal enforcement of contracts			3.61	4.51	4.51	4.17	3.53
G. Regulatory costs of the sale of real property			5.91	6.30	7.65	8.00	8.03
H. Reliability of police				3.43	1.62	2.26	2.68
I. Business costs of crime				3.50	4.05	3.46	3.25
<i>Gender Disparity Adjustment</i>	0.89	0.89	0.89	1.00	1.00	1.00	1.00
3. Sound Money	7.34	2.05	6.82	5.87	9.24	9.51	9.51
A. Money growth	8.96 (5.18)	4.70 (26.49)	9.39 (3.06)	7.40 (13)	9.26 (3.72)	9.19 (4.05)	9.18 (4.11)
B. Standard deviation of inflation	8.14 (4.64)	3.48 (16.3)	9.42 (1.45)	1.91 (20.22)	8.97 (2.58)	9.01 (2.48)	9.50 (1.25)
C. Inflation: most recent year	7.26 (13.7)	0.00 (51.05)	8.46 (7.72)	9.16 (4.19)	8.73 (6.33)	9.83 (0.84)	9.34 (3.28)
D. Freedom to own foreign currency bank accounts	5.00	0.00	0.00	5.00	10.00	10.00	10.00
4. Freedom to Trade Internationally	2.69	2.37	6.80	7.26	7.72	8.17	7.94
A. Tariffs	3.47	5.11	5.78	7.03	7.86	8.57	7.92
(i) Revenue from trade taxes (% of trade sector)	3.47 (9.8)	5.83 (6.26)	5.23 (7.16)	6.03 (5.96)	8.57 (2.15)	8.75 (1.88)	8.77 (1.85)
(ii) Mean tariff rate		4.40 (28)	6.10 (19.5)	8.20 (9)	8.58 (7.1)	8.54 (7.3)	8.54 (7.3)
(iii) Standard deviation of tariff rates			6.00 (10)	6.87 (7.82)	6.45 (8.88)	8.42 (3.94)	6.47 (8.83)
B. Regulatory trade barriers			4.92	6.04	6.83	7.25	7.03
(i) Non-tariff trade barriers			3.33	4.40	4.79	5.64	5.19
(ii) Compliance costs of importing and exporting			6.50	7.68	8.87	8.87	8.87
C. Black-market exchange rates	2.60	0.00	10.00	10.00	10.00	10.00	10.00
D. Controls of the movement of capital and people	2.00	2.00	6.52	5.95	6.17	6.86	6.79
(i) Foreign ownership / investment restrictions			8.42	7.70	6.81	6.73	6.54
(ii) Capital controls	2.00	2.00	4.62	3.85	5.38	3.85	3.85
(iii) Freedom of foreigners to visit				6.30	6.31	10.00	10.00
5. Regulation	6.76	5.99	7.19	6.69	6.66	6.61	6.63
A. Credit market regulations	7.79	5.99	9.39	7.88	7.84	8.00	8.33
(i) Ownership of banks	8.00	10.00	10.00	5.00	5.00	5.00	5.00
(ii) Private sector credit	7.58	7.97	9.17	9.63	8.52	10.00	10.00
(iii) Interest rate controls / negative real interest rates		0.00	9.00	9.00	10.00	9.00	10.00
B. Labor market regulations			5.59	6.47	6.40	6.23	6.02
(i) Hiring regulations and minimum wage			2.93	4.40	5.57	5.57	5.57
(ii) Hiring and firing regulations			5.17	7.10	4.77	3.84	3.70
(iii) Centralized collective bargaining			5.58	7.50	7.26	7.22	6.08
(iv) Hours regulations			8.00	8.00	8.00	8.00	8.00
(v) Mandated cost of worker dismissal			1.84	1.84	2.78	2.78	2.78
(vi) Conscription	10.00	10.00	10.00	10.00	10.00	10.00	10.00
C. Business regulations			6.59	5.71	5.75	5.60	5.54
(i) Administrative requirements			7.37	3.55	3.12	3.03	3.12
(ii) Bureaucracy costs			5.18	4.44	5.45	4.44	4.67
(iii) Starting a business			7.27	7.38	9.02	9.24	9.22
(iv) Extra payments / bribes / favoritism			5.73	5.11	3.31	2.54	2.22
(v) Licensing restrictions				7.02	7.25	7.92	7.55
(vi) Cost of tax compliance			7.40	6.79	6.37	6.45	6.45

Ecuador

	1980	1990	2000	2005	2010	2015	2017
	Rating (Rank)	Rating (Rank)	Rating (Rank)	Rating (Rank)	Rating (Rank)	Rating (Rank)	Rating (Rank)
Summary Ratings (Rank)	5.72 (33)	5.37 (58)	5.76 (96)	5.88 (114)	5.87 (131)	6.09 (124)	6.28 (118)
	Rating (Data)	Rating (Data)	Rating (Data)	Rating (Data)	Rating (Data)	Rating (Data)	Rating (Data)
1. Size of Government	5.52	7.75	8.43	7.71	6.11	5.86	6.52
A. Government consumption	6.01 (19.57)	8.48 (11.16)	7.86 (13.27)	7.53 (14.41)	7.42 (14.77)	6.17 (19.02)	6.01 (19.57)
B. Transfers and subsidies	8.80 (4.9)	9.51 (2.3)	9.86 (1.02)	9.59 (2)	9.59 (2)	9.59 (2)	9.59 (2)
C. Government enterprises and investment	2.00 (40.2)	7.00 (21.7)	10.00 (3.15)	7.00 (22.42)	2.00 (44.24)	2.00 (46.49)	6.00 (26.53)
D. Top marginal tax rate	5.00	8.00	8.00	8.00	5.50	5.50	5.00
(i) Top marginal income tax rate	5.00 (50)	9.00 (25)	9.00 (25)	9.00 (25)	7.00 (35)	7.00 (35)	6.00 (36)
(ii) Top marginal income and payroll tax rate		7.00 (32)	7.00 (32)	7.00 (35)	4.00 (47)	4.00 (48)	4.00 (48)
E. State Ownership of Assets	5.77	5.78	6.43		6.05	6.05	5.98
2. Legal System and Property Rights	5.53	4.92	3.77	3.54	3.75	3.89	4.00
A. Judicial independence			2.67	1.90	2.17	1.53	1.35
B. Impartial courts			2.51	2.20	2.41	2.48	2.18
C. Protection of property rights	6.40	4.60	2.98	4.05	3.68	4.38	3.95
D. Military interference in rule of law and politics			3.33	2.50	2.50	2.50	2.50
E. Integrity of the legal system	6.70	6.70	5.00	4.38	4.17	4.17	4.17
F. Legal enforcement of contracts			4.38	4.38	4.38	4.38	4.87
G. Regulatory costs of the sale of real property			7.05	8.49	9.01	8.59	8.59
H. Reliability of police				3.07	3.57	4.86	4.74
I. Business costs of crime				2.76	3.84	4.55	4.55
<i>Gender Disparity Adjustment</i>	0.89	0.89	0.89	0.89	0.89	0.87	0.95
3. Sound Money	8.15	3.98	4.90	4.73	6.38	8.10	8.33
A. Money growth	8.13 (9.33)	2.62 (36.92)	4.25 (28.73)	2.73 (36.33)	7.48 (12.61)	9.36 (3.2)	9.26 (-3.69)
B. Standard deviation of inflation	8.38 (4.06)	3.29 (16.77)	5.36 (11.61)	6.69 (8.29)	8.75 (3.13)	8.83 (2.93)	9.15 (2.13)
C. Inflation: most recent year	6.10 (19.51)	0.00 (54.01)	0.00 (96.09)	9.52 (2.41)	9.29 (3.56)	9.21 (3.97)	9.92 (0.42)
D. Freedom to own foreign currency bank accounts	10.00	10.00	10.00	0.00	0.00	5.00	5.00
4. Freedom to Trade Internationally	4.87	5.10	7.50	7.42	6.87	6.53	6.52
A. Tariffs	5.20	3.30	7.14	7.14	6.37	6.31	6.34
(i) Revenue from trade taxes (% of trade sector)	5.20 (7.2)	7.33 (4)	6.53 (5.2)	6.53 (5.2)	6.53 (5.2)	6.53 (5.2)	6.53 (5.2)
(ii) Mean tariff rate		2.58 (37.1)	7.42 (12.9)	7.64 (11.8)	7.76 (11.2)	7.62 (11.9)	7.56 (12.2)
(iii) Standard deviation of tariff rates		0.00 (27)	7.48 (6.3)	7.24 (6.9)	4.80 (12.99)	4.76 (13.09)	4.92 (12.69)
B. Regulatory trade barriers			5.15	4.74	5.18	4.21	4.24
(i) Non-tariff trade barriers			3.13	3.91	3.43	3.19	3.24
(ii) Compliance costs of importing and exporting			7.17	5.57	6.93	5.24	5.24
C. Black-market exchange rates	7.40	10.00	10.00	10.00	10.00	10.00	10.00
D. Controls of the movement of capital and people	2.00	2.00	7.69	7.80	5.95	5.61	5.50
(i) Foreign ownership / investment restrictions			9.23	4.95	4.01	3.75	3.42
(ii) Capital controls	2.00	2.00	6.15	8.46	3.85	3.08	3.08
(iii) Freedom of foreigners to visit				10.00	10.00	10.00	10.00
5. Regulation	4.52	5.12	4.22	5.99	6.24	6.09	6.04
A. Credit market regulations	5.42	6.00	4.63	9.23	9.30	8.50	8.57
(i) Ownership of banks	5.00	8.00	2.00	8.00	8.00	8.00	8.00
(ii) Private sector credit	7.27	10.00	7.89	9.69	9.91	7.51	7.71
(iii) Interest rate controls / negative real interest rates	4.00	0.00	4.00	10.00	10.00	10.00	10.00
B. Labor market regulations			2.98	3.93	4.31	5.05	4.98
(i) Hiring regulations and minimum wage			3.49	5.60	5.57	4.43	4.43
(ii) Hiring and firing regulations			3.43	3.24	3.21	2.29	2.38
(iii) Centralized collective bargaining			4.25	5.74	5.47	6.95	6.41
(iv) Hours regulations			3.67	6.00	8.00	6.00	6.00
(v) Mandated cost of worker dismissal			0.00	0.00	0.65	0.65	0.65
(vi) Conscription	0.00	3.00	3.00	3.00	3.00	10.00	10.00
C. Business regulations			5.04	4.81	5.10	4.70	4.57
(i) Administrative requirements			5.33	2.41	3.23	2.03	2.14
(ii) Bureaucracy costs			5.25	3.28	4.55	3.11	3.11
(iii) Starting a business			6.49	7.53	7.89	8.23	8.22
(iv) Extra payments / bribes / favoritism			4.87	4.54	3.78	3.23	2.61
(v) Licensing restrictions				7.81	8.50	9.06	8.76
(vi) Cost of tax compliance			3.27	3.27	2.67	2.56	2.56

Egypt

	1980	1990	2000	2005	2010	2015	2017
	Rating (Rank)	Rating (Rank)	Rating (Rank)	Rating (Rank)	Rating (Rank)	Rating (Rank)	Rating (Rank)
Summary Ratings (Rank)	4.36 (76)	4.46 (92)	6.51 (75)	6.21 (98)	6.26 (112)	5.33 (150)	5.05 (155)
	Rating (Data)	Rating (Data)	Rating (Data)	Rating (Data)	Rating (Data)	Rating (Data)	Rating (Data)
1. Size of Government	4.17	4.60	6.13	5.95	6.13	5.09	4.86
A. Government consumption	6.33 (18.47)	7.77 (13.6)	8.29 (11.8)	7.32 (15.11)	7.94 (13)	8.07 (12.57)	8.74 (10.28)
B. Transfers and subsidies	5.45 (17.2)	7.71 (8.9)	9.22 (3.38)	8.06 (7.62)	6.87 (11.97)	7.07 (11.25)	7.07 (11.25)
C. Government enterprises and investment	4.00 (39.7)	0.00 (54.5)	0.00 (52.1)	0.00 (51.9)	4.00 (34.52)	2.00 (44.29)	0.00 (58.5)
D. Top marginal tax rate	0.00	2.00	7.00	10.00	7.50	7.00	7.00
(i) Top marginal income tax rate	0.00 (80)	2.00 (65)	7.00 (34)	10.00 (20)	10.00 (20)	9.00 (23)	9.00 (23)
(ii) Top marginal income and payroll tax rate					5.00 (40)	5.00 (39)	5.00 (39)
E. State Ownership of Assets	5.07	5.53	6.14	4.35	4.35	1.33	1.50
2. Legal System and Property Rights	2.45	3.11	4.68	4.86	4.56	3.48	4.04
A. Judicial independence			6.85	6.37	6.28	5.91	6.91
B. Impartial courts			5.68	5.09	4.24	4.04	4.32
C. Protection of property rights	2.80	3.20	5.17	6.22	5.21	4.90	5.46
D. Military interference in rule of law and politics			5.00	5.00	4.17	1.67	1.67
E. Integrity of the legal system	1.70	3.30	6.67	6.67	5.83	5.00	5.00
F. Legal enforcement of contracts			3.41	3.41	3.41	3.41	3.41
G. Regulatory costs of the sale of real property			4.12	4.25	8.38	8.70	8.20
H. Reliability of police				5.88	4.82	3.89	6.32
I. Business costs of crime				6.31	4.84	3.20	5.67
<i>Gender Disparity Adjustment</i>	0.78	0.78	0.78	0.78	0.74	0.54	0.55
3. Sound Money	7.70	8.16	9.53	8.85	8.81	7.53	5.77
A. Money growth	6.29 (18.55)	8.93 (5.33)	9.46 (2.69)	7.94 (10.31)	8.31 (8.47)	7.69 (11.53)	6.55 (17.27)
B. Standard deviation of inflation	8.12 (4.71)	7.38 (6.56)	9.20 (2.01)	8.42 (3.94)	9.19 (2.02)	9.50 (1.26)	7.45 (6.38)
C. Inflation: most recent year	6.39 (18.03)	6.31 (18.44)	9.46 (2.68)	9.03 (4.87)	7.75 (11.27)	7.93 (10.36)	4.10 (29.5)
D. Freedom to own foreign currency bank accounts	10.00	10.00	10.00	10.00	10.00	5.00	5.00
4. Freedom to Trade Internationally	3.03	1.04	6.70	6.23	6.32	5.60	5.81
A. Tariffs	0.89	3.12	3.74	4.90	4.96	4.97	4.82
(i) Revenue from trade taxes (% of trade sector)	1.27 (13.1)	6.07 (5.9)	5.33 (7)	8.48 (2.28)	8.29 (2.57)	8.28 (2.58)	8.28 (2.58)
(ii) Mean tariff rate	0.52 (47.4)	3.30 (33.5)	5.90 (20.5)	6.22 (18.9)	6.60 (17)	6.64 (16.8)	6.18 (19.1)
(iii) Standard deviation of tariff rates		0.00 (425.8)	0.00 (39.5)	0.00 (141.08)	0.00 (149.47)	0.00 (142.3)	0.00 (139.81)
B. Regulatory trade barriers			5.75	5.74	6.75	3.53	3.70
(i) Non-tariff trade barriers			4.50	4.55	5.09	5.03	5.39
(ii) Compliance costs of importing and exporting			7.00	6.93	8.41	2.02	2.02
C. Black-market exchange rates	8.20	0.00	10.00	10.00	10.00	9.18	10.00
D. Controls of the movement of capital and people	0.00	0.00	7.31	4.30	3.56	4.70	4.71
(i) Foreign ownership / investment restrictions			9.23	5.94	5.29	4.29	4.30
(ii) Capital controls	0.00	0.00	5.38	6.15	4.62	4.62	4.62
(iii) Freedom of foreigners to visit				0.80	0.77	5.20	5.20
5. Regulation	4.46	5.39	5.52	5.19	5.47	4.97	4.78
A. Credit market regulations	3.93	6.79	8.04	6.35	5.90	4.00	3.67
(i) Ownership of banks	5.00	5.00	5.00	2.00	2.00	2.00	2.00
(ii) Private sector credit	2.80	9.37	9.11	7.05	5.69	0.00	0.00
(iii) Interest rate controls / negative real interest rates	4.00	6.00	10.00	10.00	10.00	10.00	9.00
B. Labor market regulations		3.98	3.34	4.98	5.01	5.01	4.97
(i) Hiring regulations and minimum wage			4.17	10.00	10.00	10.00	10.00
(ii) Hiring and firing regulations		4.02	3.05	3.44	4.47	4.76	4.80
(iii) Centralized collective bargaining	7.93	7.93	7.50	8.44	6.91	6.65	6.38
(iv) Hours regulations			5.34	8.00	8.00	8.00	8.00
(v) Mandated cost of worker dismissal			0.00	0.00	0.65	0.65	0.65
(vi) Conscription	0.00	0.00	0.00	0.00	0.00	0.00	0.00
C. Business regulations			5.18	4.23	5.49	5.91	5.71
(i) Administrative requirements			7.50	3.10	3.32	4.18	3.69
(ii) Bureaucracy costs			2.75	1.13	3.33	2.22	2.89
(iii) Starting a business			5.48	6.39	9.72	9.71	9.21
(iv) Extra payments / bribes / favoritism			5.80	6.39	4.36	5.16	4.76
(v) Licensing restrictions				5.08	7.08	8.55	8.09
(vi) Cost of tax compliance			4.35	3.32	5.15	5.61	5.61

El Salvador

	1980	1990	2000	2005	2010	2015	2017
	Rating (Rank)	Rating (Rank)	Rating (Rank)	Rating (Rank)	Rating (Rank)	Rating (Rank)	Rating (Rank)
Summary Ratings (Rank)	4.14 (81)	4.84 (80)	7.72 (22)	7.46 (35)	7.20 (56)	7.10 (67)	7.16 (63)
	Rating (Data)	Rating (Data)	Rating (Data)	Rating (Data)	Rating (Data)	Rating (Data)	Rating (Data)
1. Size of Government	6.67	7.03	8.70	8.54	8.41	8.20	8.41
A. Government consumption	6.97 (16.3)	8.81 (10.03)	7.81 (13.44)	7.67 (13.91)	7.20 (15.53)	7.06 (15.98)	7.13 (15.76)
B. Transfers and subsidies	9.40 (2.7)	9.75 (1.4)	10.00 (0.32)	9.32 (3)	9.16 (3.58)	9.47 (2.44)	9.32 (2.98)
C. Government enterprises and investment	7.00 (20.2)	7.00 (20)	8.00 (19.89)	8.00 (15.4)	8.00 (18.2)	8.00 (15.13)	8.00 (15.78)
D. Top marginal tax rate	3.00	2.00	8.00	8.00	8.00	8.00	8.00
(i) Top marginal income tax rate	3.00 (60)	2.00 (60)	8.00 (30)	8.00 (30)	8.00 (30)	8.00 (30)	8.00 (30)
(ii) Top marginal income and payroll tax rate					8.00 (30)	8.00 (30)	8.00 (30)
E. State Ownership of Assets	6.98	7.56	9.71	9.71	9.71	8.46	9.58
2. Legal System and Property Rights	2.54	1.95	4.89	4.40	3.84	3.70	3.57
A. Judicial independence			4.34	3.07	3.14	3.74	3.68
B. Impartial courts			4.18	3.37	3.14	2.73	2.49
C. Protection of property rights	2.20	0.50	4.05	5.78	4.60	4.68	4.12
D. Military interference in rule of law and politics			5.00	5.00	4.17	4.17	4.17
E. Integrity of the legal system	1.70	1.70	5.00	4.58	2.50	2.50	2.50
F. Legal enforcement of contracts			3.83	3.83	3.83	3.83	3.83
G. Regulatory costs of the sale of real property			7.83	8.19	8.20	8.17	8.17
H. Reliability of police				4.26	3.57	2.12	2.42
I. Business costs of crime				1.47	1.42	1.33	0.78
<i>Gender Disparity Adjustment</i>	1.00	1.00	1.00	1.00	1.00	1.00	1.00
3. Sound Money	5.63	5.25	9.42	9.63	9.25	9.58	9.85
A. Money growth	8.52 (7.4)	8.48 (7.6)	9.03 (-4.83)	9.98 (0.1)	8.39 (8.03)	9.41 (-2.93)	9.81 (-0.95)
B. Standard deviation of inflation	7.39 (6.53)	7.02 (7.45)	9.09 (2.29)	9.48 (1.29)	8.85 (2.87)	9.07 (2.32)	9.81 (0.47)
C. Inflation: most recent year	6.61 (16.95)	5.51 (22.47)	9.55 (2.27)	9.06 (4.69)	9.76 (1.18)	9.85 (-0.73)	9.80 (1.01)
D. Freedom to own foreign currency bank accounts	0.00	0.00	10.00	10.00	10.00	10.00	10.00
4. Freedom to Trade Internationally	1.71	4.57	8.56	7.64	7.45	7.67	7.63
A. Tariffs	3.13	6.52	8.02	8.29	8.17	8.24	8.22
(i) Revenue from trade taxes (% of trade sector)	5.87 (6.2)	7.27 (4.1)	8.99 (1.51)	9.01 (1.48)	9.00 (1.5)	9.27 (1.1)	9.22 (1.17)
(ii) Mean tariff rate	0.40 (48)	5.78 (21.1)	8.52 (7.4)	8.72 (6.4)	8.82 (5.9)	8.80 (6)	8.80 (6)
(iii) Standard deviation of tariff rates			6.56 (8.6)	7.14 (7.14)	6.70 (8.26)	6.64 (8.4)	6.64 (8.4)
B. Regulatory trade barriers			7.28	6.12	6.94	6.50	6.65
(i) Non-tariff trade barriers			5.72	5.80	5.51	4.82	4.75
(ii) Compliance costs of importing and exporting			8.83	6.45	8.37	8.19	8.55
C. Black-market exchange rates	0.00	5.20	10.00	10.00	10.00	10.00	10.00
D. Controls of the movement of capital and people	2.00	2.00	8.93	6.12	4.68	5.95	5.66
(i) Foreign ownership / investment restrictions			8.62	7.38	6.10	5.39	5.29
(ii) Capital controls	2.00	2.00	9.23	7.69	4.62	4.62	3.85
(iii) Freedom of foreigners to visit				3.30	3.32	7.85	7.85
5. Regulation		5.38	7.05	7.12	7.05	6.33	6.33
A. Credit market regulations	9.85	8.65	9.70	8.83	8.52	8.32	9.21
(i) Ownership of banks				10.00	8.00	8.00	8.00
(ii) Private sector credit	9.85	9.30	9.39	6.49	7.55	6.97	9.64
(iii) Interest rate controls / negative real interest rates		8.00	10.00	10.00	10.00	10.00	10.00
B. Labor market regulations			5.54	6.52	6.47	4.74	4.42
(i) Hiring regulations and minimum wage			3.12	6.70	6.67	5.57	4.43
(ii) Hiring and firing regulations			4.85	6.31	5.81	4.23	3.40
(iii) Centralized collective bargaining			7.73	8.08	7.75	7.01	7.07
(iv) Hours regulations			5.51	6.00	6.00	6.00	6.00
(v) Mandated cost of worker dismissal			2.03	2.03	2.60	2.60	2.60
(vi) Conscription	3.00	0.00	10.00	10.00	10.00	3.00	3.00
C. Business regulations			5.91	6.00	6.16	5.92	5.35
(i) Administrative requirements			7.27	3.76	3.93	2.81	2.39
(ii) Bureaucracy costs			5.40	2.98	5.30	4.22	4.44
(iii) Starting a business			4.89	7.98	8.97	9.07	8.99
(iv) Extra payments / bribes / favoritism			5.57	6.86	4.29	3.08	2.51
(v) Licensing restrictions				8.01	8.05	9.10	5.79
(vi) Cost of tax compliance			6.41	6.41	6.41	7.22	7.98

Estonia

	1980	1990	2000	2005	2010	2015	2017
	Rating (Rank)	Rating (Rank)	Rating (Rank)	Rating (Rank)	Rating (Rank)	Rating (Rank)	Rating (Rank)
Summary Ratings (Rank)			7.72 (22)	8.03 (11)	7.93 (10)	7.99 (11)	7.89 (13)
	Rating (Data)	Rating (Data)	Rating (Data)	Rating (Data)	Rating (Data)	Rating (Data)	Rating (Data)
1. Size of Government		4.32	6.50	7.35	6.51	6.21	6.19
A. Government consumption		5.74 (20.48)	3.73 (27.33)	4.38 (25.12)	3.50 (28.09)	3.51 (28.06)	3.42 (28.36)
B. Transfers and subsidies			5.98 (15.25)	7.08 (11.23)	6.74 (12.45)	6.06 (14.95)	6.05 (14.98)
C. Government enterprises and investment			8.00 (16.48)	10.00 (14.05)	7.00 (22.8)	7.00 (22.69)	7.00 (22.19)
D. Top marginal tax rate			6.00	6.50	6.50	7.00	7.00
(i) Top marginal income tax rate			8.00 (26)	9.00 (24)	9.00 (21)	10.00 (20)	10.00 (20)
(ii) Top marginal income and payroll tax rate			4.00 (44)	4.00 (45)	4.00 (44)	4.00 (42)	4.00 (42)
E. State Ownership of Assets		2.90	8.80	8.80	8.80	7.47	7.47
2. Legal System and Property Rights			6.98	7.24	7.29	7.51	7.40
A. Judicial independence				7.12	7.51	7.86	7.64
B. Impartial courts			6.94	6.84	5.52	5.72	5.36
C. Protection of property rights			5.00	7.68	7.17	7.57	7.33
D. Military interference in rule of law and politics			8.33	8.33	8.33	8.33	8.33
E. Integrity of the legal system			6.67	6.67	6.67	6.67	6.67
F. Legal enforcement of contracts			6.11	6.11	5.91	5.93	5.70
G. Regulatory costs of the sale of real property			8.81	8.81	9.53	9.50	9.50
H. Reliability of police				6.50	7.52	8.45	8.31
I. Business costs of crime				7.09	7.48	7.56	7.71
<i>Gender Disparity Adjustment</i>	1.00	1.00	1.00	1.00	1.00	1.00	1.00
3. Sound Money		4.48	8.67	9.43	9.43	9.49	9.27
A. Money growth			8.32 (8.39)	9.34 (3.3)	9.98 (-0.1)	8.51 (7.47)	8.31 (8.46)
B. Standard deviation of inflation		5.18 (12.06)	7.15 (7.13)	9.20 (1.99)	8.35 (4.12)	9.54 (1.14)	9.46 (1.34)
C. Inflation: most recent year		3.27 (33.65)	9.19 (4.03)	9.18 (4.09)	9.41 (2.97)	9.91 (-0.46)	9.32 (3.42)
D. Freedom to own foreign currency bank accounts		5.00	10.00	10.00	10.00	10.00	10.00
4. Freedom to Trade Internationally		3.26	9.14	8.46	8.41	8.54	8.42
A. Tariffs		9.77	9.99	8.39	8.34	8.90	8.23
(i) Revenue from trade taxes (% of trade sector)		9.77 (0.34)	9.99 (0.02)	9.59 (0.62)	9.63 (0.55)	9.10 (1.35)	9.00 (1.5)
(ii) Mean tariff rate				9.46 (2.7)	8.98 (5.1)	8.98 (5.1)	8.98 (5.1)
(iii) Standard deviation of tariff rates				6.13 (9.67)	6.41 (8.98)	8.63 (3.42)	6.70 (8.26)
B. Regulatory trade barriers			8.75	8.34	8.50	8.25	8.46
(i) Non-tariff trade barriers			8.34	7.24	7.56	6.58	7.00
(ii) Compliance costs of importing and exporting			9.17	9.43	9.43	9.92	9.92
C. Black-market exchange rates		0.00	10.00	10.00	10.00	10.00	10.00
D. Controls of the movement of capital and people		0.00	7.82	7.12	6.79	7.00	6.98
(i) Foreign ownership / investment restrictions			9.49	8.04	7.04	7.86	7.82
(ii) Capital controls		0.00	6.15	6.92	6.92	5.38	5.38
(iii) Freedom of foreigners to visit				6.40	6.42	7.74	7.74
5. Regulation			7.31	7.68	8.00	8.20	8.20
A. Credit market regulations		0.00	9.33	9.67	10.00	10.00	9.95
(i) Ownership of banks		0.00	8.00	10.00	10.00	10.00	10.00
(ii) Private sector credit			10.00	10.00	9.99	10.00	9.86
(iii) Interest rate controls / negative real interest rates			10.00	9.00	10.00	10.00	10.00
B. Labor market regulations			4.95	5.76	5.91	6.29	6.24
(i) Hiring regulations and minimum wage			2.94	6.70	5.00	6.67	6.67
(ii) Hiring and firing regulations			4.57	5.33	5.87	6.11	5.89
(iii) Centralized collective bargaining			8.45	8.75	8.32	8.74	8.62
(iv) Hours regulations			4.00	4.00	4.00	4.00	4.00
(v) Mandated cost of worker dismissal			6.76	6.76	9.25	9.25	9.25
(vi) Conscription		0.00	3.00	3.00	3.00	3.00	3.00
C. Business regulations			7.64	7.63	8.11	8.29	8.41
(i) Administrative requirements			7.62	5.34	5.55	5.14	5.09
(ii) Bureaucracy costs			7.15	6.18	8.94	9.56	10.00
(iii) Starting a business			7.45	8.71	9.68	9.82	9.83
(iv) Extra payments / bribes / favoritism			6.91	7.51	6.98	6.93	6.85
(v) Licensing restrictions				8.95	8.47	9.26	9.24
(vi) Cost of tax compliance			9.09	9.09	9.05	9.06	9.44

Eswatini

	1980	1990	2000	2005	2010	2015	2017
	Rating (Rank)	Rating (Rank)	Rating (Rank)	Rating (Rank)	Rating (Rank)	Rating (Rank)	Rating (Rank)
Summary Ratings (Rank)					6.30 (109)	6.36 (111)	6.52 (107)
	Rating (Data)	Rating (Data)	Rating (Data)	Rating (Data)	Rating (Data)	Rating (Data)	Rating (Data)
1. Size of Government				1.48	5.11	5.17	5.25
A. Government consumption					5.75 (20.45)	5.31 (21.95)	4.73 (23.93)
B. Transfers and subsidies					9.83 (1.11)	9.88 (0.96)	9.88 (0.96)
C. Government enterprises and investment				0.00 (52.72)	0.00 (58.6)	0.00 (61.45)	0.00 (64.77)
D. Top marginal tax rate					7.00	7.00	7.00
(i) Top marginal income tax rate					7.00 (33)	7.00 (33)	7.00 (33)
(ii) Top marginal income and payroll tax rate					7.00 (33)	7.00 (33)	7.00 (33)
E. State Ownership of Assets	2.96	2.96	2.96	2.96	2.96	3.64	4.67
2. Legal System and Property Rights					4.25	4.11	4.88
A. Judicial independence					4.32	3.10	4.48
B. Impartial courts					4.21	3.86	3.84
C. Protection of property rights					5.62	5.86	5.11
D. Military interference in rule of law and politics					6.20	5.10	5.50
E. Integrity of the legal system							
F. Legal enforcement of contracts					1.59	1.59	1.59
G. Regulatory costs of the sale of real property					7.27	7.27	7.27
H. Reliability of police					5.39	5.95	7.22
I. Business costs of crime					5.58	6.11	7.13
<i>Gender Disparity Adjustment</i>	0.69	0.69	0.69	0.69	0.69	0.69	0.85
3. Sound Money					7.89	7.94	7.72
A. Money growth					9.10 (4.5)	8.57 (7.13)	8.66 (6.71)
B. Standard deviation of inflation					7.59 (6.03)	9.17 (2.07)	8.47 (3.82)
C. Inflation: most recent year					9.86 (0.7)	9.01 (4.95)	8.76 (6.22)
D. Freedom to own foreign currency bank accounts					5.00	5.00	5.00
4. Freedom to Trade Internationally					6.53	6.96	7.01
A. Tariffs					6.15	4.64	4.69
(i) Revenue from trade taxes (% of trade sector)					4.91 (7.63)	0.00 (18.55)	0.00 (18.55)
(ii) Mean tariff rate					8.46 (7.7)	8.48 (7.6)	8.48 (7.6)
(iii) Standard deviation of tariff rates					5.07 (12.32)	5.44 (11.4)	5.59 (11.02)
B. Regulatory trade barriers					5.88	7.87	7.83
(i) Non-tariff trade barriers					4.80	6.02	5.86
(ii) Compliance costs of importing and exporting					6.97	9.71	9.81
C. Black-market exchange rates					10.00	10.00	10.00
D. Controls of the movement of capital and people					4.09	5.34	5.51
(i) Foreign ownership / investment restrictions					6.08	5.61	6.13
(ii) Capital controls					0.77	0.77	0.77
(iii) Freedom of foreigners to visit					5.42	9.62	9.62
5. Regulation					7.73	7.63	7.74
A. Credit market regulations					8.99	8.78	8.78
(i) Ownership of banks					8.00	8.00	8.00
(ii) Private sector credit					8.98	8.33	8.33
(iii) Interest rate controls / negative real interest rates					10.00	10.00	10.00
B. Labor market regulations					7.73	7.71	7.75
(i) Hiring regulations and minimum wage					10.00	8.90	8.90
(ii) Hiring and firing regulations					3.84	4.66	5.45
(iii) Centralized collective bargaining					5.65	5.84	5.25
(iv) Hours regulations					10.00	10.00	10.00
(v) Mandated cost of worker dismissal					6.89	6.89	6.89
(vi) Conscription					10.00	10.00	10.00
C. Business regulations					6.46	6.39	6.69
(i) Administrative requirements					3.58	4.11	4.58
(ii) Bureaucracy costs					4.85	3.56	4.00
(iii) Starting a business					7.90	8.86	8.88
(iv) Extra payments / bribes / favoritism					4.46	4.13	5.01
(v) Licensing restrictions					9.16	9.02	9.02
(vi) Cost of tax compliance					8.83	8.63	8.63

Ethiopia

	1980	1990	2000	2005	2010	2015	2017
	Rating (Rank)	Rating (Rank)	Rating (Rank)	Rating (Rank)	Rating (Rank)	Rating (Rank)	Rating (Rank)
Summary Ratings (Rank)				5.41 (130)	5.50 (140)	5.34 (149)	5.72 (143)
	Rating (Data)	Rating (Data)	Rating (Data)	Rating (Data)	Rating (Data)	Rating (Data)	Rating (Data)
1. Size of Government				5.58	5.41	5.65	5.58
A. Government consumption				7.37 (14.95)	8.03 (12.7)	8.38 (11.5)	6.98 (16.26)
B. Transfers and subsidies				10.00 (0.03)	8.45 (6.2)	9.11 (3.78)	9.11 (3.78)
C. Government enterprises and investment				0.00 (64)	0.00 (64.83)	2.00 (42.97)	4.00 (36.24)
D. Top marginal tax rate				7.00	7.00	5.00	5.00
(i) Top marginal income tax rate				7.00 (35)	7.00 (35)	7.00 (35)	7.00 (35)
(ii) Top marginal income and payroll tax rate						3.00 (48)	3.00 (48)
E. State Ownership of Assets	1.53	1.53	3.55	3.55	3.57	3.74	2.80
2. Legal System and Property Rights				4.70	5.34	4.61	4.66
A. Judicial independence				1.97	3.53	4.75	4.47
B. Impartial courts				2.68	4.47	4.72	4.30
C. Protection of property rights				4.34	5.73	5.05	5.34
D. Military interference in rule of law and politics				1.67	1.67	1.67	1.67
E. Integrity of the legal system				8.33	7.50	7.50	7.50
F. Legal enforcement of contracts				4.34	4.87	5.55	5.55
G. Regulatory costs of the sale of real property				7.97	8.53	7.01	7.04
H. Reliability of police				5.32	5.21	4.80	5.02
I. Business costs of crime				5.66	7.47	5.16	5.69
<i>Gender Disparity Adjustment</i>	0.78	0.78	1.00	1.00	0.96	0.79	0.80
3. Sound Money				5.67	5.39	5.49	6.49
A. Money growth				8.20 (8.99)	7.40 (12.99)	8.79 (6.03)	9.02 (4.9)
B. Standard deviation of inflation				6.79 (8.03)	5.80 (10.5)	5.20 (12.01)	8.90 (2.74)
C. Inflation: most recent year				7.68 (11.61)	8.37 (8.14)	7.97 (10.13)	8.03 (9.85)
D. Freedom to own foreign currency bank accounts				0.00	0.00	0.00	0.00
4. Freedom to Trade Internationally				4.98	5.21	4.92	5.13
A. Tariffs				4.97	5.11	5.01	5.01
(i) Revenue from trade taxes (% of trade sector)				2.85 (10.73)	3.44 (9.84)	3.17 (10.24)	3.17 (10.24)
(ii) Mean tariff rate				6.64 (16.8)	6.54 (17.3)	6.52 (17.4)	6.52 (17.4)
(iii) Standard deviation of tariff rates				5.43 (11.42)	5.36 (11.59)	5.34 (11.66)	5.34 (5.34)
B. Regulatory trade barriers				4.54	4.09	3.05	3.99
(i) Non-tariff trade barriers				5.39	4.28	4.33	4.70
(ii) Compliance costs of importing and exporting				3.69	3.90	1.76	3.28
C. Black-market exchange rates				8.00	10.00	10.00	10.00
D. Controls of the movement of capital and people				2.41	1.65	1.61	1.53
(i) Foreign ownership / investment restrictions				5.50	4.73	4.60	4.38
(ii) Capital controls				1.54	0.00	0.00	0.00
(iii) Freedom of foreigners to visit				0.20	0.22	0.22	0.22
5. Regulation				6.14	6.16	6.04	6.72
A. Credit market regulations				5.89	4.85	5.36	7.07
(i) Ownership of banks				2.00	2.00	2.00	2.00
(ii) Private sector credit				6.67	7.55	9.08	9.22
(iii) Interest rate controls / negative real interest rates				9.00	5.00	5.00	10.00
B. Labor market regulations				7.16	7.58	7.22	7.29
(i) Hiring regulations and minimum wage				6.70	6.67	6.67	6.67
(ii) Hiring and firing regulations				4.56	4.81	4.29	4.47
(iii) Centralized collective bargaining				7.43	6.97	5.34	5.54
(iv) Hours regulations				8.00	10.00	10.00	10.00
(v) Mandated cost of worker dismissal				6.29	7.04	7.04	7.04
(vi) Conscription				10.00	10.00	10.00	10.00
C. Business regulations				5.37	6.05	5.55	5.81
(i) Administrative requirements				3.33	4.29	4.34	4.63
(ii) Bureaucracy costs				3.66	3.33	1.33	2.44
(iii) Starting a business				5.67	8.48	7.75	8.42
(iv) Extra payments / bribes / favoritism				5.18	4.28	4.53	4.03
(v) Licensing restrictions				6.60	8.16	8.77	8.71
(vi) Cost of tax compliance				7.78	7.78	6.57	6.64

Fiji

	1980	1990	2000	2005	2010	2015	2017
	Rating (Rank)	Rating (Rank)	Rating (Rank)	Rating (Rank)	Rating (Rank)	Rating (Rank)	Rating (Rank)
Summary Ratings (Rank)	5.59 (40)	5.74 (49)	6.60 (70)	7.20 (52)	6.82 (80)	6.59 (101)	6.74 (90)
	Rating (Data)	Rating (Data)	Rating (Data)	Rating (Data)	Rating (Data)	Rating (Data)	Rating (Data)
1. Size of Government	4.84	4.79	6.28	7.44	6.97	5.90	5.97
A. Government consumption	5.56 (21.09)	5.90 (19.93)	5.88 (20)	6.47 (17.99)	6.34 (18.45)	4.30 (25.39)	4.69 (24.06)
B. Transfers and subsidies	9.46 (2.5)	9.86 (1)	9.35 (2.9)	8.59 (5.68)	8.69 (5.32)	9.30 (3.06)	9.06 (3.95)
C. Government enterprises and investment	2.00 (46.2)	0.00 (55.4)	4.00 (33.3)	10.00 (14.82)	8.00 (18.02)	6.00 (29.63)	6.00 (29.63)
D. Top marginal tax rate	2.00	3.00	7.00	7.00	7.00	5.00	5.00
(i) Top marginal income tax rate	2.00 (53)	3.00 (50)	7.00 (34)	7.00 (31)	7.00 (31)	5.00 (49)	5.00 (49)
(ii) Top marginal income and payroll tax rate		3.00 (50)	7.00 (34)	7.00 (31)	7.00 (31)	5.00 (49)	5.00 (49)
E. State Ownership of Assets	5.16	5.16	5.16	5.16	4.83	4.92	5.10
2. Legal System and Property Rights			6.26	6.34	5.55	5.30	5.34
A. Judicial independence						3.13	3.13
B. Impartial courts			4.63	5.10	4.00	4.80	5.10
C. Protection of property rights						4.50	4.50
D. Military interference in rule of law and politics			7.34	7.10	5.90	7.90	8.40
E. Integrity of the legal system							
F. Legal enforcement of contracts			5.11	5.11	5.11	5.11	4.88
G. Regulatory costs of the sale of real property			7.96	8.06	8.06	7.71	7.71
H. Reliability of police							
I. Business costs of crime							
<i>Gender Disparity Adjustment</i>	1.00	1.00	1.00	1.00	0.93	0.92	0.90
3. Sound Money	6.02	6.53	6.90	6.56	6.67	6.34	7.01
A. Money growth	9.82 (-0.89)	8.40 (8)	9.41 (2.93)	7.62 (11.91)	9.15 (4.25)	6.99 (15.05)	9.33 (3.37)
B. Standard deviation of inflation	7.72 (5.71)	9.16 (2.1)	8.42 (3.95)	9.11 (2.22)	8.63 (3.44)	8.66 (3.35)	9.37 (1.56)
C. Inflation: most recent year	6.54 (17.31)	8.58 (7.1)	9.78 (1.09)	9.53 (2.37)	8.89 (5.54)	9.73 (1.37)	9.33 (3.35)
D. Freedom to own foreign currency bank accounts	0.00	0.00	0.00	0.00	0.00	0.00	0.00
4. Freedom to Trade Internationally	5.84	5.64	5.56	6.60	6.62	6.57	6.43
A. Tariffs	6.13	5.73	7.27	5.23	5.12	4.87	4.70
(i) Revenue from trade taxes (% of trade sector)	6.13 (5.8)	5.73 (6.4)	7.03 (4.46)	7.73 (3.4)	7.73 (3.4)	6.33 (5.51)	6.33 (5.51)
(ii) Mean tariff rate			7.52 (12.4)	7.96 (10.2)	7.62 (11.9)	7.70 (11.5)	7.78 (11.1)
(iii) Standard deviation of tariff rates				0.00 (43.04)	0.00 (35.11)	0.57 (23.58)	0.00 (27.53)
B. Regulatory trade barriers				6.65	6.88	6.42	6.01
(i) Non-tariff trade barriers							5.59
(ii) Compliance costs of importing and exporting				6.65	6.88	6.42	6.42
C. Black-market exchange rates	6.40	9.20	9.40	10.00	10.00	10.00	10.00
D. Controls of the movement of capital and people	5.00	2.00	0.00	4.50	4.48	5.00	5.00
(i) Foreign ownership / investment restrictions							
(ii) Capital controls	5.00	2.00	0.00	0.00	0.00	0.00	0.00
(iii) Freedom of foreigners to visit				9.00	8.96	10.00	10.00
5. Regulation	5.65	6.00	7.98	9.06	8.31	8.82	8.94
A. Credit market regulations	5.09	6.00	6.56	9.36	7.91	9.64	9.76
(i) Ownership of banks	2.00	2.00	2.00	10.00	10.00	10.00	10.00
(ii) Private sector credit	7.27	10.00	7.67	8.08	4.73	8.91	9.29
(iii) Interest rate controls / negative real interest rates	6.00	6.00	10.00	10.00	9.00	10.00	10.00
B. Labor market regulations			9.40	9.40	9.01	9.01	9.29
(i) Hiring regulations and minimum wage			7.80	7.80	7.77	7.77	8.90
(ii) Hiring and firing regulations							
(iii) Centralized collective bargaining							
(iv) Hours regulations			10.00	10.00	10.00	10.00	10.00
(v) Mandated cost of worker dismissal			9.81	9.81	8.27	8.27	8.27
(vi) Conscription	10.00	10.00	10.00	10.00	10.00	10.00	10.00
C. Business regulations				8.42	8.00	7.82	7.77
(i) Administrative requirements							
(ii) Bureaucracy costs					7.12	6.89	6.67
(iii) Starting a business			8.26	8.26	8.30	8.53	8.55
(iv) Extra payments / bribes / favoritism							
(v) Licensing restrictions				8.58	8.42	8.62	8.62
(vi) Cost of tax compliance			8.43	8.43	8.17	7.23	7.23

Finland

	1980	1990	2000	2005	2010	2015	2017
	Rating (Rank)	Rating (Rank)	Rating (Rank)	Rating (Rank)	Rating (Rank)	Rating (Rank)	Rating (Rank)
Summary Ratings (Rank)	6.60 (16)	7.11 (20)	8.09 (14)	7.97 (13)	7.90 (12)	7.79 (22)	7.80 (21)
	Rating (Data)	Rating (Data)	Rating (Data)	Rating (Data)	Rating (Data)	Rating (Data)	Rating (Data)
1. Size of Government	5.17	4.76	5.04	5.01	5.03	4.60	4.71
A. Government consumption	4.43 (24.93)	3.33 (28.69)	3.08 (29.54)	2.94 (30)	2.71 (30.77)	2.76 (30.6)	3.03 (29.69)
B. Transfers and subsidies	6.24 (14.3)	5.78 (16)	4.93 (19.11)	4.44 (20.92)	3.72 (23.54)	3.25 (25.29)	3.64 (23.83)
C. Government enterprises and investment	7.00 (23.3)	6.00 (29.3)	8.00 (15.28)	8.00 (15.91)	8.00 (16.77)	8.00 (19.08)	8.00 (18.44)
D. Top marginal tax rate	1.00	1.50	2.00	2.50	3.50	2.50	2.50
(i) Top marginal income tax rate	1.00 (65-71)	2.00 (57-63)	3.00 (51-57)	3.00 (50-56)	4.00 (46-51)	3.00 (48-54)	3.00 (48-54)
(ii) Top marginal income and payroll tax rate		1.00 (61-69)	1.00 (53.5-60.5)	2.00 (54-60)	3.00 (52-57)	2.00 (54-59)	2.00 (54-59)
E. State Ownership of Assets	7.19	7.19	7.19	7.19	7.19	6.48	6.38
2. Legal System and Property Rights	6.83	8.35	9.11	9.07	8.85	8.88	8.78
A. Judicial independence			9.69	8.59	9.02	9.57	9.60
B. Impartial courts			8.85	8.57	7.92	7.92	7.97
C. Protection of property rights	5.80	10.00	8.92	9.03	9.08	9.12	9.28
D. Military interference in rule of law and politics			10.00	10.00	10.00	10.00	10.00
E. Integrity of the legal system	10.00	10.00	10.00	10.00	10.00	10.00	10.00
F. Legal enforcement of contracts			7.93	8.06	6.83	6.65	5.83
G. Regulatory costs of the sale of real property			8.42	8.42	8.42	8.08	7.80
H. Reliability of police				9.38	9.51	9.65	9.68
I. Business costs of crime				9.54	8.87	8.94	8.91
<i>Gender Disparity Adjustment</i>	1.00	1.00	1.00	1.00	1.00	1.00	1.00
3. Sound Money	7.78	9.27	9.55	9.58	9.62	9.60	9.41
A. Money growth	8.82 (5.92)	8.62 (6.91)	9.48 (2.58)	9.01 (4.96)	9.11 (4.45)	8.74 (6.3)	8.06 (9.71)
B. Standard deviation of inflation	9.27 (1.82)	9.63 (0.92)	9.38 (1.54)	9.48 (1.31)	9.60 (1)	9.72 (0.71)	9.72 (0.69)
C. Inflation: most recent year	8.05 (9.75)	8.84 (5.82)	9.33 (3.37)	9.83 (0.86)	9.76 (1.22)	9.96 (-0.21)	9.85 (0.75)
D. Freedom to own foreign currency bank accounts	5.00	10.00	10.00	10.00	10.00	10.00	10.00
4. Freedom to Trade Internationally	6.83	6.67	9.23	8.35	8.13	8.18	8.22
A. Tariffs	8.69	8.01	9.18	8.39	8.34	8.36	8.23
(i) Revenue from trade taxes (% of trade sector)	9.47 (0.8)	9.60 (0.6)	9.78 (0.33)	9.59 (0.62)	9.63 (0.55)	9.10 (1.35)	9.00 (1.5)
(ii) Mean tariff rate	7.92 (10.4)	8.46 (7.7)	9.52 (2.4)	9.46 (2.7)	8.98 (5.1)	8.98 (5.1)	8.98 (5.1)
(iii) Standard deviation of tariff rates		5.96 (10.1)	8.24 (4.4)	6.13 (9.67)	6.41 (8.98)	7.00 (7.5)	6.70 (8.26)
B. Regulatory trade barriers			9.68	8.86	8.73	8.23	8.49
(i) Non-tariff trade barriers			9.69	8.72	8.47	7.34	7.86
(ii) Compliance costs of importing and exporting			9.67	8.99	8.99	9.12	9.12
C. Black-market exchange rates	9.80	10.00	10.00	10.00	10.00	10.00	10.00
D. Controls of the movement of capital and people	2.00	2.00	8.08	6.16	5.44	6.13	6.16
(i) Foreign ownership / investment restrictions			10.00	8.23	6.83	7.56	7.66
(ii) Capital controls	2.00	2.00	6.15	3.85	3.08	3.08	3.08
(iii) Freedom of foreigners to visit				6.40	6.42	7.74	7.74
5. Regulation	6.38	6.52	7.51	7.83	7.88	7.68	7.89
A. Credit market regulations	8.63	9.32	10.00	10.00	9.64	9.41	9.90
(i) Ownership of banks	8.00	8.00	10.00	10.00	10.00	10.00	10.00
(ii) Private sector credit	9.89	9.97	10.00	10.00	8.93	8.23	9.70
(iii) Interest rate controls / negative real interest rates	8.00	10.00	10.00	10.00	10.00	10.00	10.00
B. Labor market regulations	4.14	3.71	4.04	4.84	5.63	5.18	5.22
(i) Hiring regulations and minimum wage			4.72	5.60	3.90	3.90	3.90
(ii) Hiring and firing regulations		3.86	3.23	3.79	4.99	4.23	4.18
(iii) Centralized collective bargaining	4.49	4.49	2.87	3.07	3.88	1.96	2.24
(iv) Hours regulations	4.93	3.52	2.84	6.00	8.00	8.00	8.00
(v) Mandated cost of worker dismissal			7.59	7.59	10.00	10.00	10.00
(vi) Conscription	3.00	3.00	3.00	3.00	3.00	3.00	3.00
C. Business regulations			8.49	8.66	8.37	8.43	8.54
(i) Administrative requirements			7.97	6.42	5.62	5.85	6.14
(ii) Bureaucracy costs			8.48	9.94	7.58	7.78	8.22
(iii) Starting a business			9.44	9.45	9.52	9.52	9.43
(iv) Extra payments / bribes / favoritism			9.59	9.41	8.82	8.63	8.62
(v) Licensing restrictions				9.76	9.72	9.86	9.86
(vi) Cost of tax compliance			6.98	6.98	8.96	8.96	8.99

France

	1980	1990	2000	2005	2010	2015	2017
	Rating (Rank)	Rating (Rank)	Rating (Rank)	Rating (Rank)	Rating (Rank)	Rating (Rank)	Rating (Rank)
Summary Ratings (Rank)	6.11 (25)	7.22 (15)	7.63 (24)	7.45 (37)	7.53 (30)	7.42 (45)	7.35 (50)
	Rating (Data)	Rating (Data)	Rating (Data)	Rating (Data)	Rating (Data)	Rating (Data)	Rating (Data)
1. Size of Government	4.51	4.44	4.34	4.78	5.22	4.83	4.82
A. Government consumption	4.84 (23.55)	4.85 (23.52)	1.86 (33.69)	3.13 (29.36)	2.96 (29.92)	2.76 (30.61)	2.84 (30.36)
B. Transfers and subsidies	3.02 (26.1)	3.27 (25.2)	3.40 (24.71)	3.33 (24.98)	2.67 (27.41)	2.42 (28.32)	2.30 (28.75)
C. Government enterprises and investment	6.00 (27.4)	4.00 (35)	8.00 (18.3)	8.00 (18.42)	8.00 (18.8)	8.00 (15.84)	8.00 (15.01)
D. Top marginal tax rate	3.00	2.00	1.00	2.00	5.00	3.50	3.50
(i) Top marginal income tax rate	3.00 (60)	3.00 (53)	2.00 (54)	3.00 (52)	6.00 (43)	5.00 (50)	5.00 (50)
(ii) Top marginal income and payroll tax rate		1.00 (61)	0.00 (62-65)	1.00 (62-64)	4.00 (54-56)	2.00 (60-62)	2.00 (60-62)
E. State Ownership of Assets	5.70	8.08	7.44	7.44	7.44	7.44	7.44
2. Legal System and Property Rights	6.45	7.73	7.42	7.19	7.30	7.07	6.99
A. Judicial independence			6.35	6.77	6.50	7.12	7.11
B. Impartial courts			8.02	6.78	6.38	6.15	5.57
C. Protection of property rights	5.80	10.00	9.40	8.47	8.25	7.42	7.51
D. Military interference in rule of law and politics			8.33	8.82	9.17	9.17	8.33
E. Integrity of the legal system	10.00	8.20	8.33	8.33	8.33	8.33	8.33
F. Legal enforcement of contracts			6.91	6.91	6.91	6.43	6.43
G. Regulatory costs of the sale of real property			4.60	4.34	6.88	6.39	6.81
H. Reliability of police				7.69	7.33	7.93	7.78
I. Business costs of crime				6.59	7.15	6.33	6.54
<i>Gender Disparity Adjustment</i>	0.89	1.00	1.00	1.00	0.96	0.95	0.95
3. Sound Money	6.40	9.69	9.59	9.58	9.67	9.77	9.48
A. Money growth	8.19 (9.06)	9.72 (1.38)	8.84 (5.82)	8.79 (6.03)	9.35 (3.23)	9.25 (3.77)	8.16 (9.18)
B. Standard deviation of inflation	9.69 (0.77)	9.64 (0.89)	9.85 (0.38)	9.88 (0.3)	9.61 (0.96)	9.83 (0.44)	9.94 (0.14)
C. Inflation: most recent year	7.72 (11.38)	9.38 (3.09)	9.66 (1.69)	9.64 (1.81)	9.69 (1.53)	9.99 (0.04)	9.79 (1.03)
D. Freedom to own foreign currency bank accounts	0.00	10.00	10.00	10.00	10.00	10.00	10.00
4. Freedom to Trade Internationally	6.78	7.82	8.97	8.22	8.09	8.19	8.16
A. Tariffs	8.95	8.46	9.18	8.39	8.34	8.36	8.23
(i) Revenue from trade taxes (% of trade sector)	9.67 (0.5)	9.73 (0.4)	9.78 (0.33)	9.59 (0.62)	9.63 (0.55)	9.10 (1.35)	9.00 (1.5)
(ii) Mean tariff rate	8.24 (8.8)	8.52 (7.4)	9.52 (2.4)	9.46 (2.7)	8.98 (5.1)	8.98 (5.1)	8.98 (5.1)
(iii) Standard deviation of tariff rates		7.12 (7.2)	8.24 (4.4)	6.13 (9.67)	6.41 (8.98)	7.00 (7.5)	6.70 (8.26)
B. Regulatory trade barriers			8.71	7.95	7.68	7.69	7.66
(i) Non-tariff trade barriers			8.42	7.40	6.64	5.41	5.35
(ii) Compliance costs of importing and exporting			9.00	8.49	8.72	9.96	9.96
C. Black-market exchange rates	9.40	10.00	10.00	10.00	10.00	10.00	10.00
D. Controls of the movement of capital and people	2.00	5.00	8.01	6.53	6.33	6.71	6.77
(i) Foreign ownership / investment restrictions			9.09	7.05	7.18	6.99	7.18
(ii) Capital controls	2.00	5.00	6.92	6.15	5.38	5.38	5.38
(iii) Freedom of foreigners to visit				6.40	6.42	7.74	7.74
5. Regulation	6.42	6.42	7.82	7.47	7.40	7.27	7.32
A. Credit market regulations	8.91	9.01	9.79	9.59	8.88	8.76	8.94
(i) Ownership of banks	10.00	10.00	10.00	10.00	10.00	8.00	8.00
(ii) Private sector credit	8.73	9.03	9.36	8.77	6.63	8.29	8.82
(iii) Interest rate controls / negative real interest rates	8.00	8.00	10.00	10.00	10.00	10.00	10.00
B. Labor market regulations	3.93	3.83	5.33	5.51	5.94	5.70	5.61
(i) Hiring regulations and minimum wage			4.55	3.30	3.33	2.23	2.23
(ii) Hiring and firing regulations		4.16	1.67	2.35	2.76	2.69	2.60
(iii) Centralized collective bargaining	4.49	4.49	5.53	6.41	7.03	6.80	6.71
(iv) Hours regulations	4.31	3.69	3.17	4.00	4.00	4.00	4.00
(v) Mandated cost of worker dismissal			7.03	7.03	8.50	8.50	8.13
(vi) Conscription	3.00	3.00	10.00	10.00	10.00	10.00	10.00
C. Business regulations			8.36	7.31	7.40	7.35	7.41
(i) Administrative requirements			7.73	2.75	2.74	2.93	3.04
(ii) Bureaucracy costs			8.08	5.87	8.33	8.67	8.89
(iii) Starting a business			9.76	9.76	9.77	9.88	9.88
(iv) Extra payments / bribes / favoritism			7.71	8.29	7.16	6.24	6.29
(v) Licensing restrictions				8.64	7.89	7.93	7.93
(vi) Cost of tax compliance			8.52	8.52	8.52	8.44	8.44

Gabon

	1980	1990	2000	2005	2010	2015	2017
	Rating (Rank)	Rating (Rank)	Rating (Rank)	Rating (Rank)	Rating (Rank)	Rating (Rank)	Rating (Rank)
Summary Ratings (Rank)	4.36 (76)	5.36 (59)	5.61 (100)	5.69 (121)	5.55 (138)	5.69 (140)	5.88 (138)
	Rating (Data)	Rating (Data)	Rating (Data)	Rating (Data)	Rating (Data)	Rating (Data)	Rating (Data)
1. Size of Government	4.81	5.91	7.14	5.66	5.06	5.83	6.29
A. Government consumption	1.88 (33.6)	5.52 (21.23)	7.65 (14)	4.28 (25.45)	2.78 (30.56)	3.49 (28.14)	4.48 (24.78)
B. Transfers and subsidies		9.81 (1.2)	9.81 (1.2)	9.81 (1.2)	9.81 (1.2)	9.81 (1.2)	9.81 (1.2)
C. Government enterprises and investment	8.00 (19.9)	8.00 (18)	10.00 (13.3)	8.00 (19.9)	4.00 (34.62)	8.00 (17.55)	10.00 (8.15)
D. Top marginal tax rate		1.00	3.00	1.00	3.50	3.50	3.50
(i) Top marginal income tax rate		1.00 (60)	3.00 (50)	1.00 (56)	5.00 (40)	5.00 (40)	5.00 (40)
(ii) Top marginal income and payroll tax rate				1.00 (56)	2.00 (52-57)	2.00 (54)	2.00 (53)
E. State Ownership of Assets	4.54	5.23	5.23	5.23	5.23	4.36	3.68
2. Legal System and Property Rights	3.45	4.34	3.82	3.81	3.83	3.90	4.21
A. Judicial independence						3.43	
B. Impartial courts			4.78	4.70	4.70	3.64	4.40
C. Protection of property rights	4.50	7.30				5.15	5.15
D. Military interference in rule of law and politics			3.33	3.33	3.33	3.33	3.33
E. Integrity of the legal system	3.30	3.30	5.00	5.00	5.00	5.00	5.00
F. Legal enforcement of contracts				2.92	2.92	2.92	2.92
G. Regulatory costs of the sale of real property				5.81	5.81	4.60	4.29
H. Reliability of police						4.90	6.45
I. Business costs of crime						5.93	5.93
<i>Gender Disparity Adjustment</i>	0.75	0.75	0.75	0.75	0.76	0.80	0.80
3. Sound Money	4.09	5.43	5.81	5.85	5.65	6.43	6.12
A. Money growth	8.28 (-8.59)	9.61 (1.96)	9.75 (1.27)	6.92 (15.39)	8.81 (5.93)	9.58 (-2.1)	7.19 (-14.03)
B. Standard deviation of inflation	5.43 (11.42)	5.17 (12.08)	3.60 (16)	6.47 (8.83)	4.09 (14.78)	6.21 (9.48)	7.82 (5.46)
C. Inflation: most recent year	2.64 (36.78)	6.93 (15.36)	9.90 (0.5)	10.00 (-0.01)	9.71 (1.46)	9.94 (-0.3)	9.47 (2.65)
D. Freedom to own foreign currency bank accounts	0.00	0.00	0.00	0.00	0.00	0.00	0.00
4. Freedom to Trade Internationally	4.28	5.33	5.33	5.84	6.05	5.69	5.91
A. Tariffs	3.24	6.80	6.00	6.17	6.30	6.28	6.28
(i) Revenue from trade taxes (% of trade sector)	5.13 (7.3)	6.80 (4.8)					
(ii) Mean tariff rate	1.34 (43.3)		5.92 (20.4)	6.02 (19.9)	6.44 (17.8)	6.46 (17.7)	6.46 (17.7)
(iii) Standard deviation of tariff rates			6.08 (9.8)	6.33 (9.18)	6.16 (9.61)	6.11 (9.74)	6.11 (9.74)
B. Regulatory trade barriers				7.20	7.11	3.70	4.57
(i) Non-tariff trade barriers						3.83	5.58
(ii) Compliance costs of importing and exporting				7.20	7.11	3.57	3.57
C. Black-market exchange rates	9.60	9.20	10.00	10.00	10.00	10.00	10.00
D. Controls of the movement of capital and people	0.00	0.00	0.00	0.00	0.77	2.79	2.79
(i) Foreign ownership / investment restrictions						6.60	6.60
(ii) Capital controls	0.00	0.00	0.00	0.00	1.54	1.54	1.54
(iii) Freedom of foreigners to visit				0.00	0.00	0.22	0.22
5. Regulation	5.16	5.78	5.95	7.27	7.18	6.61	6.85
A. Credit market regulations	3.00	5.43	5.85	7.35	7.10	7.78	8.11
(i) Ownership of banks	0.00	2.00	5.00	5.00	5.00	5.00	5.00
(ii) Private sector credit		6.30	7.56	8.06	7.29	9.33	9.33
(iii) Interest rate controls / negative real interest rates	6.00	8.00	5.00	9.00	9.00	9.00	10.00
B. Labor market regulations				7.08	8.71	7.45	7.59
(i) Hiring regulations and minimum wage				8.30	8.33	8.33	7.23
(ii) Hiring and firing regulations						3.99	5.80
(iii) Centralized collective bargaining						5.87	6.02
(iv) Hours regulations				4.00	8.00	8.00	8.00
(v) Mandated cost of worker dismissal				6.01	8.50	8.50	8.50
(vi) Conscription	10.00	10.00	10.00	10.00	10.00	10.00	10.00
C. Business regulations				7.39	5.72	4.62	4.84
(i) Administrative requirements						3.95	4.44
(ii) Bureaucracy costs					2.88	1.78	2.67
(iii) Starting a business				7.77	7.87	8.21	8.94
(iv) Extra payments / bribes / favoritism						3.69	3.69
(v) Licensing restrictions				7.44	7.60	5.55	6.42
(vi) Cost of tax compliance			6.95	6.95	4.53	4.53	2.92

Gambia, The

	1980	1990	2000	2005	2010	2015	2017
	Rating (Rank)	Rating (Rank)	Rating (Rank)	Rating (Rank)	Rating (Rank)	Rating (Rank)	Rating (Rank)
Summary Ratings (Rank)					7.18 (57)	7.15 (64)	7.23 (60)
	Rating (Data)	Rating (Data)	Rating (Data)	Rating (Data)	Rating (Data)	Rating (Data)	Rating (Data)
1. Size of Government				6.53	7.12	7.15	7.23
A. Government consumption				9.37 (8.15)	8.71 (10.4)	8.32 (11.7)	8.32 (11.7)
B. Transfers and subsidies					9.58 (2.04)	9.58 (2.04)	9.58 (2.04)
C. Government enterprises and investment				4.00 (36.97)	4.00 (32.6)	4.00 (34.1)	4.00 (34.1)
D. Top marginal tax rate						8.00	8.00
(i) Top marginal income tax rate						8.00 (30)	8.00 (30)
(ii) Top marginal income and payroll tax rate						8.00 (30)	8.00 (30)
E. State Ownership of Assets	5.07	5.95	6.21	6.21	6.21	5.83	6.24
2. Legal System and Property Rights					5.65	5.26	5.43
A. Judicial independence					5.75	4.18	4.82
B. Impartial courts					5.98	4.85	4.92
C. Protection of property rights					6.82	5.36	5.56
D. Military interference in rule of law and politics					3.33	3.33	3.33
E. Integrity of the legal system					5.83	5.83	5.83
F. Legal enforcement of contracts					4.89	5.09	5.09
G. Regulatory costs of the sale of real property					6.22	6.25	6.25
H. Reliability of police					6.44	6.55	7.28
I. Business costs of crime					6.93	7.12	6.94
<i>Gender Disparity Adjustment</i>	0.95	0.95	0.95	0.95	0.95	0.95	0.95
3. Sound Money					7.92	9.19	9.22
A. Money growth					8.91 (-5.44)	8.89 (5.54)	9.05 (4.77)
B. Standard deviation of inflation					8.79 (3.04)	9.22 (1.95)	9.46 (1.35)
C. Inflation: most recent year					8.99 (5.05)	8.64 (6.81)	8.39 (8.03)
D. Freedom to own foreign currency bank accounts					5.00	10.00	10.00
4. Freedom to Trade Internationally					7.50	7.38	7.19
A. Tariffs					6.47	6.48	6.61
(i) Revenue from trade taxes (% of trade sector)					5.24 (7.14)	5.24 (7.14)	5.24 (7.14)
(ii) Mean tariff rate					7.20 (14)	7.18 (14.1)	7.56 (12.2)
(iii) Standard deviation of tariff rates					6.98 (7.56)	7.01 (7.47)	7.02 (7.44)
B. Regulatory trade barriers					6.52	5.01	5.04
(i) Non-tariff trade barriers					6.12	5.50	5.28
(ii) Compliance costs of importing and exporting					6.92	4.52	4.80
C. Black-market exchange rates					10.00	10.00	8.89
D. Controls of the movement of capital and people					7.02	8.03	8.24
(i) Foreign ownership / investment restrictions					6.61	6.40	7.02
(ii) Capital controls					7.69	7.69	7.69
(iii) Freedom of foreigners to visit					6.75	10.00	10.00
5. Regulation					7.70	6.78	7.06
A. Credit market regulations					8.96	6.33	7.17
(i) Ownership of banks					10.00	10.00	10.00
(ii) Private sector credit		10.00		0.00	7.88	0.00	2.51
(iii) Interest rate controls / negative real interest rates					9.00	9.00	9.00
B. Labor market regulations					8.10	8.09	7.86
(i) Hiring regulations and minimum wage					10.00	10.00	10.00
(ii) Hiring and firing regulations					5.66	4.92	4.56
(iii) Centralized collective bargaining					6.92	7.62	7.10
(iv) Hours regulations					6.00	6.00	10.00
(v) Mandated cost of worker dismissal					10.00	10.00	5.51
(vi) Conscription					10.00	10.00	10.00
C. Business regulations					6.04	5.92	6.14
(i) Administrative requirements					5.62	5.59	5.68
(ii) Bureaucracy costs					3.94	2.22	3.33
(iii) Starting a business					6.97	7.88	7.93
(iv) Extra payments / bribes / favoritism					5.71	4.92	5.00
(v) Licensing restrictions					8.24	8.57	8.57
(vi) Cost of tax compliance					5.79	6.35	6.35

Georgia

	1980	1990	2000	2005	2010	2015	2017
	Rating (Rank)	Rating (Rank)	Rating (Rank)	Rating (Rank)	Rating (Rank)	Rating (Rank)	Rating (Rank)
Summary Ratings (Rank)				7.47 (33)	7.59 (25)	7.97 (12)	7.94 (12)
	Rating (Data)	Rating (Data)	Rating (Data)	Rating (Data)	Rating (Data)	Rating (Data)	Rating (Data)
1. Size of Government			5.00	7.64	7.03	7.60	7.58
A. Government consumption			9.40 (8.03)	5.72 (20.56)	5.45 (21.46)	5.66 (20.76)	5.42 (21.57)
B. Transfers and subsidies				7.79 (8.6)	6.91 (11.85)	6.88 (11.94)	6.91 (11.85)
C. Government enterprises and investment			0.00	7.00 (21)	4.00 (38.4)	8.00 (19.67)	8.00 (17.11)
D. Top marginal tax rate				9.00	10.00	10.00	10.00
(i) Top marginal income tax rate				10.00 (12)	10.00 (20)	10.00 (20)	10.00 (20)
(ii) Top marginal income and payroll tax rate				8.00 (27)	10.00 (20)	10.00 (20)	10.00 (20)
E. State Ownership of Assets		3.33	5.59	8.67	8.80	7.46	7.59
2. Legal System and Property Rights			6.79	5.08	5.71	6.57	6.34
A. Judicial independence				1.88	3.63	5.05	4.27
B. Impartial courts				2.38	3.78	4.74	4.10
C. Protection of property rights				4.23	3.71	6.29	6.19
D. Military interference in rule of law and politics				4.20	4.50	5.30	5.30
E. Integrity of the legal system							
F. Legal enforcement of contracts			5.14	6.50	6.50	6.50	6.80
G. Regulatory costs of the sale of real property			8.44	9.67	9.93	9.98	9.98
H. Reliability of police				5.73	6.63	7.19	7.02
I. Business costs of crime				6.04	7.02	7.49	7.03
<i>Gender Disparity Adjustment</i>	1.00	1.00	1.00	1.00	1.00	1.00	1.00
3. Sound Money				8.64	8.80	8.99	8.89
A. Money growth			6.24 (18.8)	7.01 (14.97)	8.66 (6.68)	8.31 (8.47)	7.86 (10.68)
B. Standard deviation of inflation				9.19 (2.02)	7.97 (5.07)	8.46 (3.86)	8.91 (2.72)
C. Inflation: most recent year				8.35 (8.23)	8.58 (7.1)	9.20 (4)	8.79 (6.04)
D. Freedom to own foreign currency bank accounts				10.00	10.00	10.00	10.00
4. Freedom to Trade Internationally				8.19	8.48	8.66	8.74
A. Tariffs			9.23	8.51	9.16	9.31	9.29
(i) Revenue from trade taxes (% of trade sector)			9.23 (1.16)	9.17 (1.25)	9.74 (0.39)	9.87 (0.2)	9.89 (0.17)
(ii) Mean tariff rate				8.60 (7)	9.74 (1.3)	9.70 (1.5)	9.70 (1.5)
(iii) Standard deviation of tariff rates				7.76 (5.6)	7.99 (5.03)	8.36 (4.1)	8.29 (4.28)
B. Regulatory trade barriers			7.00	6.75	7.51	8.03	8.05
(i) Non-tariff trade barriers				5.22	6.50	6.65	6.52
(ii) Compliance costs of importing and exporting			7.00	8.28	8.51	9.40	9.57
C. Black-market exchange rates				10.00	10.00	10.00	10.00
D. Controls of the movement of capital and people				7.48	7.28	7.32	7.62
(i) Foreign ownership / investment restrictions				5.81	5.84	6.30	6.42
(ii) Capital controls				8.33	7.69	6.15	6.92
(iii) Freedom of foreigners to visit				8.30	8.30	9.51	9.51
5. Regulation			6.35	7.81	7.89	8.04	8.15
A. Credit market regulations				9.67	8.70	9.82	9.88
(i) Ownership of banks				10.00	10.00	10.00	10.00
(ii) Private sector credit			9.26	10.00	6.10	9.47	9.64
(iii) Interest rate controls / negative real interest rates				9.00	10.00	10.00	10.00
B. Labor market regulations				7.62	7.41	6.45	6.64
(i) Hiring regulations and minimum wage				10.00	10.00	6.67	6.67
(ii) Hiring and firing regulations				6.78	6.74	5.92	5.76
(iii) Centralized collective bargaining				8.31	7.46	7.87	7.19
(iv) Hours regulations				8.00	10.00	8.00	8.00
(v) Mandated cost of worker dismissal				9.63	9.25	9.25	9.25
(vi) Conscription				3.00	1.00	1.00	3.00
C. Business regulations				6.13	7.57	7.85	7.92
(i) Administrative requirements				4.74	5.89	6.34	6.13
(ii) Bureaucracy costs				3.22	7.88	8.00	8.44
(iii) Starting a business			8.88	9.36	9.89	9.88	9.91
(iv) Extra payments / bribes / favoritism				5.00	6.44	5.93	5.62
(v) Licensing restrictions				8.79	9.68	10.00	9.89
(vi) Cost of tax compliance			4.98	5.66	5.66	6.97	7.53

Germany

	1980	1990	2000	2005	2010	2015	2017
	Rating (Rank)	Rating (Rank)	Rating (Rank)	Rating (Rank)	Rating (Rank)	Rating (Rank)	Rating (Rank)
Summary Ratings (Rank)	7.33 (9)	7.76 (11)	8.00 (17)	7.92 (16)	7.73 (17)	7.85 (16)	7.82 (20)
	Rating (Data)	Rating (Data)	Rating (Data)	Rating (Data)	Rating (Data)	Rating (Data)	Rating (Data)
1. Size of Government	5.08	5.73	5.97	6.59	6.19	6.41	6.17
A. Government consumption	4.03 (26.3)	4.35 (25.2)	4.55 (24.52)	4.67 (24.11)	4.24 (25.57)	3.98 (26.47)	3.85 (26.91)
B. Transfers and subsidies	5.34 (17.6)	5.26 (17.9)	2.29 (28.81)	2.29 (28.78)	2.59 (27.71)	3.06 (25.95)	3.08 (25.88)
C. Government enterprises and investment	6.00 (25.7)	7.00 (24)	10.00 (10.17)	10.00 (9.94)	10.00 (11.94)	10.00 (10.6)	10.00 (11)
D. Top marginal tax rate	2.00	4.00	3.00	6.00	5.00	5.00	5.00
(i) Top marginal income tax rate	2.00 (65)	4.00 (53)	3.00 (56)	6.00 (44)	5.00 (47)	5.00 (47)	5.00 (47)
(ii) Top marginal income and payroll tax rate		4.00 (53)	3.00 (56)	6.00 (44)	5.00 (47)	5.00 (47)	5.00 (47)
E. State Ownership of Assets	8.01	8.02	10.00	10.00	9.11	10.00	8.92
2. Legal System and Property Rights	7.70	8.35	8.58	8.80	7.97	7.45	7.42
A. Judicial independence			9.35	9.18	8.89	7.63	7.40
B. Impartial courts			9.19	8.95	6.61	6.80	6.96
C. Protection of property rights	8.20	10.00	8.84	9.61	7.88	8.02	7.58
D. Military interference in rule of law and politics			10.00	10.00	10.00	10.00	10.00
E. Integrity of the legal system	10.00	10.00	8.33	8.33	8.33	8.33	8.33
F. Legal enforcement of contracts			6.55	6.62	6.62	5.83	5.83
G. Regulatory costs of the sale of real property			7.80	7.86	7.53	6.81	6.81
H. Reliability of police				9.22	8.15	7.24	7.20
I. Business costs of crime				9.38	7.72	6.34	6.64
<i>Gender Disparity Adjustment</i>	1.00	1.00	1.00	1.00	1.00	1.00	1.00
3. Sound Money	9.43	9.67	9.55	9.53	9.59	9.65	9.46
A. Money growth	9.18 (4.1)	9.68 (1.6)	8.77 (6.13)	8.64 (6.81)	8.86 (5.69)	8.85 (5.75)	8.26 (8.71)
B. Standard deviation of inflation	9.64 (0.89)	9.52 (1.2)	9.71 (0.72)	9.88 (0.31)	9.73 (0.67)	9.80 (0.51)	9.88 (0.31)
C. Inflation: most recent year	8.90 (5.5)	9.46 (2.7)	9.71 (1.47)	9.61 (1.95)	9.77 (1.14)	9.95 (0.23)	9.70 (1.51)
D. Freedom to own foreign currency bank accounts	10.00	10.00	10.00	10.00	10.00	10.00	10.00
4. Freedom to Trade Internationally	8.98	9.48	9.41	8.24	7.89	7.92	8.04
A. Tariffs	8.95	8.44	9.18	8.39	8.34	8.36	8.23
(i) Revenue from trade taxes (% of trade sector)	9.67 (0.5)	9.67 (0.5)	9.78 (0.33)	9.59 (0.62)	9.63 (0.55)	9.10 (1.35)	9.00 (1.5)
(ii) Mean tariff rate	8.24 (8.8)	8.52 (7.4)	9.52 (2.4)	9.46 (2.7)	8.98 (5.1)	8.98 (5.1)	8.98 (5.1)
(iii) Standard deviation of tariff rates		7.12 (7.2)	8.24 (4.4)	6.13 (9.67)	6.41 (8.98)	7.00 (7.5)	6.70 (8.26)
B. Regulatory trade barriers			8.98	8.39	7.68	7.56	8.00
(i) Non-tariff trade barriers			8.45	7.65	6.21	5.94	6.83
(ii) Compliance costs of importing and exporting			9.50	9.14	9.14	9.18	9.18
C. Black-market exchange rates	10.00	10.00	10.00	10.00	10.00	10.00	10.00
D. Controls of the movement of capital and people	8.00	10.00	9.48	6.16	5.55	5.77	5.92
(i) Foreign ownership / investment restrictions			9.72	8.22	6.39	6.48	6.94
(ii) Capital controls	8.00	10.00	9.23	3.85	3.85	3.08	3.08
(iii) Freedom of foreigners to visit				6.40	6.42	7.74	7.74
5. Regulation	5.45	5.56	6.50	6.45	7.02	7.85	8.00
A. Credit market regulations	7.61	7.65	8.33	8.01	7.93	8.33	8.33
(i) Ownership of banks	5.00	5.00	5.00	5.00	5.00	5.00	5.00
(ii) Private sector credit	7.83	7.94	10.00	9.04	8.78	10.00	10.00
(iii) Interest rate controls / negative real interest rates	10.00	10.00	10.00	10.00	10.00	10.00	10.00
B. Labor market regulations	3.29	3.48	2.98	3.94	5.40	7.18	7.53
(i) Hiring regulations and minimum wage			4.63	6.70	6.67	8.90	8.90
(ii) Hiring and firing regulations		3.94	1.82	2.42	3.01	5.17	6.17
(iii) Centralized collective bargaining	4.49	4.49	2.32	3.20	3.45	4.78	5.84
(iv) Hours regulations	4.40	4.49	2.51	4.70	8.00	8.00	8.00
(v) Mandated cost of worker dismissal			3.60	3.60	6.26	6.26	6.26
(vi) Conscription	1.00	1.00	3.00	3.00	5.00	10.00	10.00
C. Business regulations			8.18	7.39	7.73	8.02	8.13
(i) Administrative requirements			8.18	3.43	3.42	5.46	6.34
(ii) Bureaucracy costs			8.53	5.80	8.94	9.56	9.33
(iii) Starting a business			8.34	9.03	9.47	9.54	9.57
(iv) Extra payments / bribes / favoritism			8.04	9.10	7.78	6.67	7.10
(v) Licensing restrictions				9.17	9.25	9.35	8.86
(vi) Cost of tax compliance			7.80	7.80	7.52	7.56	7.56

Ghana

	1980	1990	2000	2005	2010	2015	2017
	Rating (Rank)	Rating (Rank)	Rating (Rank)	Rating (Rank)	Rating (Rank)	Rating (Rank)	Rating (Rank)
Summary Ratings (Rank)	2.71 (105)	4.88 (77)	5.81 (92)	6.42 (86)	6.76 (85)	6.39 (110)	6.58 (103)
	Rating (Data)	Rating (Data)	Rating (Data)	Rating (Data)	Rating (Data)	Rating (Data)	Rating (Data)
1. Size of Government	5.11	4.49	6.06	6.50	7.37	7.55	8.01
A. Government consumption	8.31 (11.74)	8.87 (9.85)	7.12 (15.8)	7.09 (15.9)	9.70 (7.02)	8.19 (12.15)	8.49 (11.14)
B. Transfers and subsidies	9.48 (2.4)	9.43 (2.6)	9.24 (3.3)	9.87 (0.98)	9.65 (1.78)	9.64 (1.83)	9.64 (1.83)
C. Government enterprises and investment	4.00 (35.4)	0.00 (51.9)	2.00 (45)	2.00 (40.1)	4.00 (30.7)	6.00 (27.31)	6.00 (29.15)
D. Top marginal tax rate	1.00	1.00	6.00	7.00	7.00	7.00	7.00
(i) Top marginal income tax rate	1.00 (60)	2.00 (55)	8.00 (30)	9.00 (25)	9.00 (25)	9.00 (25)	9.00 (25)
(ii) Top marginal income and payroll tax rate		0.00 (62)	4.00 (41)	5.00 (37)	5.00 (37)	5.00 (37)	5.00 (37)
E. State Ownership of Assets	2.78	3.18	5.96	6.52		6.90	8.90
2. Legal System and Property Rights	2.45	5.79	4.92	4.88	5.48	5.44	5.23
A. Judicial independence					5.12	5.99	5.95
B. Impartial courts			5.42	5.20	4.99	5.04	5.42
C. Protection of property rights	2.80	4.60			5.03	5.45	5.60
D. Military interference in rule of law and politics			5.00	4.44	5.00	5.00	5.00
E. Integrity of the legal system	1.70	8.30	3.33	3.61	4.17	4.17	4.17
F. Legal enforcement of contracts			4.91	4.91	5.40	3.72	3.72
G. Regulatory costs of the sale of real property			5.95	6.25	9.13	8.74	7.11
H. Reliability of police					5.83	6.14	6.19
I. Business costs of crime					5.57	5.34	5.56
<i>Gender Disparity Adjustment</i>	0.78	1.00	1.00	1.00	0.97	0.98	0.93
3. Sound Money	1.60	4.58	5.82	7.38	7.13	5.62	5.88
A. Money growth	3.23 (33.84)	4.46 (27.69)	7.46 (12.72)	6.06 (19.71)	6.15 (19.24)	6.79 (16.04)	7.21 (13.95)
B. Standard deviation of inflation	3.17 (17.07)	8.00 (4.99)	5.85 (10.37)	6.47 (8.83)	9.50 (1.24)	9.10 (2.24)	8.79 (3.04)
C. Inflation: most recent year	0.00 (51.13)	5.87 (20.66)	4.96 (25.19)	6.98 (15.12)	7.86 (10.71)	6.57 (17.15)	7.53 (12.37)
D. Freedom to own foreign currency bank accounts	0.00	0.00	5.00	10.00	5.00	0.00	0.00
4. Freedom to Trade Internationally	0.00	4.33	6.56	5.79	6.95	6.51	6.59
A. Tariffs	0.00	4.38	6.54	5.48	7.15	7.29	7.29
(i) Revenue from trade taxes (% of trade sector)	0.00 (17.3)	2.27 (11.6)	6.93 (4.6)	6.86 (4.71)	6.86 (4.71)	7.29 (4.07)	7.29 (4.07)
(ii) Mean tariff rate		6.50 (17.5)	6.96 (15.2)	7.36 (13.2)	7.40 (13)	7.42 (12.9)	7.60 (12)
(iii) Standard deviation of tariff rates			5.72 (10.7)	2.23 (19.43)	7.19 (7.02)	7.16 (7.1)	6.98 (7.56)
B. Regulatory trade barriers			8.17	5.78	6.64	4.52	4.80
(i) Non-tariff trade barriers					6.52	5.80	5.63
(ii) Compliance costs of importing and exporting			8.17	5.78	6.76	3.25	3.97
C. Black-market exchange rates	0.00	8.60	10.00	10.00	10.00	10.00	10.00
D. Controls of the movement of capital and people	0.00	0.00	1.54	1.90	4.01	4.25	4.27
(i) Foreign ownership / investment restrictions					6.62	6.35	6.43
(ii) Capital controls	0.00	0.00	1.54	2.31	3.85	3.85	3.85
(iii) Freedom of foreigners to visit				1.50	1.55	2.54	2.54
5. Regulation	4.40	5.21	5.69	7.56	6.87	6.81	7.18
A. Credit market regulations	1.76	3.93	4.93	9.09	7.75	7.39	8.40
(i) Ownership of banks	2.00	2.00	5.00	8.00	8.00	8.00	8.00
(ii) Private sector credit	3.29	7.79	4.85	9.27	5.24	6.77	7.19
(iii) Interest rate controls / negative real interest rates	0.00	2.00		10.00	10.00		10.00
B. Labor market regulations			6.44	7.00	6.52	6.64	6.64
(i) Hiring regulations and minimum wage			10.00	10.00	10.00	10.00	10.00
(ii) Hiring and firing regulations			5.50		5.28	5.61	5.79
(iii) Centralized collective bargaining			5.17		5.83	6.23	6.02
(iv) Hours regulations			8.00	8.00	8.00	8.00	8.00
(v) Mandated cost of worker dismissal			0.00	0.00	0.00	0.00	0.00
(vi) Conscription	10.00	10.00	10.00	10.00	10.00	10.00	10.00
C. Business regulations				6.60	6.34	6.40	6.50
(i) Administrative requirements					4.32	4.19	4.70
(ii) Bureaucracy costs					6.52	6.00	5.78
(iii) Starting a business			6.49	6.81	9.42	9.34	9.38
(iv) Extra payments / bribes / favoritism					3.98	3.27	3.54
(v) Licensing restrictions				6.41	6.35	8.14	8.14
(vi) Cost of tax compliance			6.59	6.59	7.49	7.49	7.49

Greece

	1980	1990	2000	2005	2010	2015	2017
	Rating (Rank)	Rating (Rank)	Rating (Rank)	Rating (Rank)	Rating (Rank)	Rating (Rank)	Rating (Rank)
Summary Ratings (Rank)	5.70 (36)	6.00 (40)	7.06 (46)	7.45 (37)	6.92 (70)	6.58 (102)	6.59 (102)
	Rating (Data)	Rating (Data)	Rating (Data)	Rating (Data)	Rating (Data)	Rating (Data)	Rating (Data)
1. Size of Government	5.69	5.09	5.41	7.08	6.24	4.33	4.39
A. Government consumption	7.44 (14.69)	6.69 (17.25)	6.57 (17.67)	6.71 (17.17)	4.82 (23.6)	5.19 (22.34)	5.19 (22.36)
B. Transfers and subsidies	8.59 (5.69)	4.55 (20.5)	5.23 (18)	5.35 (17.55)	4.05 (22.33)	3.86 (23.05)	3.99 (22.57)
C. Government enterprises and investment	4.00 (32)	4.00 (37.5)	4.00 (35.8)	10.00 (13.64)	8.00 (18.28)	4.00 (33.6)	4.00 (34.88)
D. Top marginal tax rate	3.00	4.00	4.00	5.00	6.00	2.50	2.00
(i) Top marginal income tax rate	3.00 (60)	4.00 (50)	5.00 (42.5)	5.00 (40)	6.00 (40)	3.00 (50)	4.00 (55)
(ii) Top marginal income and payroll tax rate		4.00 (50)	3.00 (49.5)	5.00 (40)	6.00 (40)	2.00 (63)	0.00 (68)
E. State Ownership of Assets	5.41	6.22	7.23	8.32	8.35	6.10	6.77
2. Legal System and Property Rights	5.57	6.76	5.38	6.74	5.51	5.98	5.73
A. Judicial independence			6.35	5.63	3.89	4.88	4.53
B. Impartial courts			5.68	5.45	2.98	2.97	2.16
C. Protection of property rights	4.00	7.30	4.83	7.24	5.77	5.10	4.79
D. Military interference in rule of law and politics			6.67	7.64	8.33	8.33	8.33
E. Integrity of the legal system	8.30	8.30	5.00	7.50	7.50	7.50	7.50
F. Legal enforcement of contracts			4.13	4.13	4.13	4.13	4.13
G. Regulatory costs of the sale of real property			4.98	8.27	5.72	8.04	8.04
H. Reliability of police				6.69	5.03	6.21	5.49
I. Business costs of crime				8.12	6.26	6.66	6.57
<i>Gender Disparity Adjustment</i>	1.00	1.00	1.00	1.00	1.00	1.00	1.00
3. Sound Money	7.12	6.89	9.32	9.56	9.67	8.35	7.98
A. Money growth	7.94 (10.3)	7.05 (14.74)	8.70 (6.52)	9.10 (4.49)	9.99 (-0.07)	9.30 (3.51)	7.63 (11.83)
B. Standard deviation of inflation	9.06 (2.35)	9.05 (2.37)	9.21 (1.97)	9.85 (0.37)	9.62 (0.96)	9.43 (1.42)	9.50 (1.24)
C. Inflation: most recent year	6.46 (17.69)	6.47 (17.67)	9.37 (3.17)	9.29 (3.56)	9.06 (4.71)	9.65 (-1.74)	9.78 (1.12)
D. Freedom to own foreign currency bank accounts	5.00	5.00	10.00	10.00	10.00	5.00	5.00
4. Freedom to Trade Internationally	6.22	6.60	9.01	7.75	7.57	7.64	7.68
A. Tariffs	8.05	8.41	9.18	8.39	8.34	8.36	8.23
(i) Revenue from trade taxes (% of trade sector)	7.87 (3.2)	9.60 (0.6)	9.78 (0.33)	9.59 (0.62)	9.63 (0.55)	9.10 (1.35)	9.00 (1.5)
(ii) Mean tariff rate	8.24 (8.8)	8.52 (7.4)	9.52 (2.4)	9.46 (2.7)	8.98 (5.1)	8.98 (5.1)	8.98 (5.1)
(iii) Standard deviation of tariff rates		7.12 (7.2)	8.24 (4.4)	6.13 (9.67)	6.41 (8.98)	7.00 (7.5)	6.70 (8.26)
B. Regulatory trade barriers			8.56	7.01	6.87	7.67	7.96
(i) Non-tariff trade barriers			7.95	7.10	6.82	5.91	6.50
(ii) Compliance costs of importing and exporting			9.17	6.93	6.93	9.42	9.42
C. Black-market exchange rates	8.60	9.40	10.00	10.00	10.00	10.00	10.00
D. Controls of the movement of capital and people	2.00	2.00	8.30	5.58	5.05	4.51	4.51
(i) Foreign ownership / investment restrictions			8.91	6.49	4.89	5.03	5.02
(ii) Capital controls	2.00	2.00	7.69	3.85	3.85	0.77	0.77
(iii) Freedom of foreigners to visit				6.40	6.42	7.74	7.74
5. Regulation	3.93	4.66	6.20	6.10	5.59	6.62	7.17
A. Credit market regulations	4.24	5.63	7.67	8.16	6.00	8.57	10.00
(i) Ownership of banks	2.00	5.00	5.00	8.00	8.00	10.00	10.00
(ii) Private sector credit	4.73	3.90	7.98	6.48	0.00	5.72	10.00
(iii) Interest rate controls / negative real interest rates	6.00	8.00	10.00	10.00	10.00	10.00	10.00
B. Labor market regulations	3.61	3.69	4.11	4.01	4.52	4.85	4.98
(i) Hiring regulations and minimum wage			4.07	5.60	5.57	5.57	5.57
(ii) Hiring and firing regulations		4.81	2.33	2.93	3.27	3.99	4.16
(iii) Centralized collective bargaining	4.49	4.49	4.17	3.48	3.51	5.05	5.66
(iv) Hours regulations	6.33	5.45	6.35	3.30	4.00	6.00	6.00
(v) Mandated cost of worker dismissal			7.78	7.78	7.76	5.51	5.51
(vi) Conscription	0.00	0.00	0.00	1.00	3.00	3.00	3.00
C. Business regulations			6.83	6.13	6.26	6.44	6.52
(i) Administrative requirements			6.98	2.79	2.24	2.33	2.21
(ii) Bureaucracy costs			6.40	4.51	6.52	6.00	6.67
(iii) Starting a business			8.05	8.20	9.39	9.56	9.58
(iv) Extra payments / bribes / favoritism			5.65	6.22	3.77	4.00	3.89
(v) Licensing restrictions				8.04	8.16	8.89	8.91
(vi) Cost of tax compliance			7.04	7.04	7.49	7.84	7.84

Guatemala

	1980	1990	2000	2005	2010	2015	2017
	Rating (Rank)	Rating (Rank)	Rating (Rank)	Rating (Rank)	Rating (Rank)	Rating (Rank)	Rating (Rank)
Summary Ratings (Rank)	6.34 (22)	5.86 (47)	6.88 (58)	7.27 (47)	7.22 (53)	7.68 (28)	7.57 (34)
	Rating (Data)	Rating (Data)	Rating (Data)	Rating (Data)	Rating (Data)	Rating (Data)	Rating (Data)
1. Size of Government	8.06	8.33	8.71	8.35	8.07	9.44	9.44
A. Government consumption	9.07 (9.16)	9.62 (7.3)	9.66 (7.14)	9.17 (8.81)	8.61 (10.73)	8.57 (10.87)	8.79 (10.11)
B. Transfers and subsidies	9.81 (1.2)	9.65 (1.8)	9.47 (2.46)	9.65 (1.79)	9.88 (0.93)	9.90 (0.86)	9.87 (0.97)
C. Government enterprises and investment	4.00 (37.4)	7.00 (21)	8.00 (16.43)	8.00 (15.07)	7.00 (21.2)	10.00 (10)	10.00 (10)
D. Top marginal tax rate	8.00	6.00	7.00	5.50	5.50	9.50	9.50
(i) Top marginal income tax rate	8.00 (40)	7.00 (34)	7.00 (31)	7.00 (31)	7.00 (31)	10.00 (7)	10.00 (7)
(ii) Top marginal income and payroll tax rate		5.00 (37)	7.00 (34)	4.00 (42)	4.00 (42)	9.00 (21)	9.00 (21)
E. State Ownership of Assets	9.40	9.40	9.40	9.40	9.37	9.23	9.04
2. Legal System and Property Rights	2.26	2.17	3.94	4.68	3.85	4.48	4.33
A. Judicial independence				3.80	2.75	3.89	4.11
B. Impartial courts			3.79	3.82	3.13	3.40	2.99
C. Protection of property rights	2.20	1.90	2.18	5.30	4.31	5.54	5.04
D. Military interference in rule of law and politics			3.33	8.33	6.67	6.67	6.67
E. Integrity of the legal system	1.70	1.70	3.33	3.89	2.50	5.00	4.17
F. Legal enforcement of contracts			3.39	3.39	3.39	3.39	3.39
G. Regulatory costs of the sale of real property			7.61	8.94	9.27	8.33	8.33
H. Reliability of police				2.94	2.14	2.89	3.14
I. Business costs of crime				1.67	1.18	2.30	2.56
<i>Gender Disparity Adjustment</i>	0.78	0.78	1.00	1.00	0.96	0.95	0.93
3. Sound Money	8.95	6.83	7.64	9.17	9.37	9.63	9.55
A. Money growth	9.26 (3.72)	7.15 (14.24)	7.47 (12.64)	8.64 (6.82)	9.14 (4.28)	9.42 (2.89)	9.19 (4.06)
B. Standard deviation of inflation	8.56 (3.61)	3.94 (15.15)	9.28 (1.79)	9.73 (0.68)	9.11 (2.23)	9.57 (1.07)	9.88 (0.3)
C. Inflation: most recent year	8.00 (10)	6.24 (18.78)	8.80 (5.98)	8.32 (8.42)	9.23 (3.86)	9.52 (2.39)	9.12 (4.42)
D. Freedom to own foreign currency bank accounts	10.00	10.00	5.00	10.00	10.00	10.00	10.00
4. Freedom to Trade Internationally	5.47	6.44	7.87	7.65	8.15	8.22	8.03
A. Tariffs	3.40	4.33	7.93	6.74	8.54	8.58	8.56
(i) Revenue from trade taxes (% of trade sector)	6.80 (4.8)	7.60 (3.6)	8.36 (2.46)	8.19 (2.71)	9.17 (1.25)	9.35 (0.97)	9.29 (1.06)
(ii) Mean tariff rate	0.00 (50)	5.40 (23)	8.56 (7.2)	9.46 (2.7)	8.88 (5.6)	8.88 (5.6)	8.88 (5.6)
(iii) Standard deviation of tariff rates		0.00 (26.7)	6.88 (7.8)	2.57 (18.57)	7.58 (6.05)	7.51 (6.22)	7.51 (7.51)
B. Regulatory trade barriers			6.07	6.11	6.65	6.34	6.19
(i) Non-tariff trade barriers			4.13	5.56	5.62	6.05	5.76
(ii) Compliance costs of importing and exporting			8.00	6.66	7.68	6.62	6.62
C. Black-market exchange rates	8.00	10.00	10.00	10.00	10.00	10.00	10.00
D. Controls of the movement of capital and people	5.00	5.00	7.46	7.77	7.42	7.95	7.36
(i) Foreign ownership / investment restrictions			7.23	6.84	5.84	6.65	6.42
(ii) Capital controls	5.00	5.00	7.69	8.46	8.46	8.46	6.92
(iii) Freedom of foreigners to visit				8.00	7.97	8.74	8.74
5. Regulation	6.95	5.52	6.25	6.50	6.63	6.65	6.50
A. Credit market regulations	8.53	8.07	8.52	9.29	9.12	9.59	9.63
(i) Ownership of banks	8.00	8.00	8.00	10.00	10.00	10.00	10.00
(ii) Private sector credit	9.58	8.22	8.56	8.87	7.35	8.76	8.88
(iii) Interest rate controls / negative real interest rates	8.00	8.00	9.00	9.00	10.00	10.00	10.00
B. Labor market regulations			4.29	4.66	4.68	4.06	3.94
(i) Hiring regulations and minimum wage			4.62	5.60	5.57	3.33	3.33
(ii) Hiring and firing regulations			5.25	5.91	5.18	5.22	4.98
(iii) Centralized collective bargaining			6.22	6.84	7.06	7.50	7.08
(iv) Hours regulations			6.00	6.00	6.00	4.00	4.00
(v) Mandated cost of worker dismissal			0.64	0.64	1.27	1.27	1.27
(vi) Conscription	10.00	0.00	3.00	3.00	3.00	3.00	3.00
C. Business regulations			5.94	5.54	6.10	6.30	5.94
(i) Administrative requirements			6.10	3.86	4.33	4.05	3.22
(ii) Bureaucracy costs			4.53	4.64	6.52	6.00	5.33
(iii) Starting a business			7.99	8.41	8.19	9.07	9.33
(iv) Extra payments / bribes / favoritism			4.94	6.00	4.18	3.25	3.40
(v) Licensing restrictions				4.16	7.25	8.33	7.16
(vi) Cost of tax compliance			6.14	6.14	6.14	7.13	7.22

Guinea

	1980	1990	2000	2005	2010	2015	2017
	Rating (Rank)	Rating (Rank)	Rating (Rank)	Rating (Rank)	Rating (Rank)	Rating (Rank)	Rating (Rank)
Summary Ratings (Rank)						5.51 (146)	5.86 (139)
	Rating (Data)	Rating (Data)	Rating (Data)	Rating (Data)	Rating (Data)	Rating (Data)	Rating (Data)
1. Size of Government					6.77	5.24	5.40
A. Government consumption					7.77 (13.58)	6.32 (18.52)	6.96 (16.32)
B. Transfers and subsidies							
C. Government enterprises and investment						6.00 (25.44)	6.00 (25.44)
D. Top marginal tax rate						4.00	4.00
(i) Top marginal income tax rate						5.00 (40)	5.00 (40)
(ii) Top marginal income and payroll tax rate						3.00 (48)	3.00 (48)
E. State Ownership of Assets	1.76	5.22	5.53	5.77	5.77	4.66	4.64
2. Legal System and Property Rights						2.98	3.24
A. Judicial independence						1.72	2.50
B. Impartial courts						2.25	2.76
C. Protection of property rights						2.71	5.88
D. Military interference in rule of law and politics						0.83	0.83
E. Integrity of the legal system						4.17	4.17
F. Legal enforcement of contracts						5.39	5.39
G. Regulatory costs of the sale of real property						6.37	6.60
H. Reliability of police						3.39	1.97
I. Business costs of crime						4.35	4.08
<i>Gender Disparity Adjustment</i>	0.76	0.76	0.76	0.76	0.76	0.72	0.70
3. Sound Money						7.78	7.78
A. Money growth			8.16 (9.18)	6.61 (16.97)	4.97 (25.15)	9.98 (-0.08)	9.09 (4.56)
B. Standard deviation of inflation						7.77 (5.57)	8.80 (3)
C. Inflation: most recent year						8.37 (8.15)	8.22 (8.92)
D. Freedom to own foreign currency bank accounts						5.00	5.00
4. Freedom to Trade Internationally						4.95	5.93
A. Tariffs						7.41	7.31
(i) Revenue from trade taxes (% of trade sector)							
(ii) Mean tariff rate						7.62 (11.9)	7.58 (12.1)
(iii) Standard deviation of tariff rates						7.19 (7.02)	7.05 (7.38)
B. Regulatory trade barriers						3.39	3.22
(i) Non-tariff trade barriers						5.05	4.54
(ii) Compliance costs of importing and exporting						1.73	1.90
C. Black-market exchange rates						6.58	10.00
D. Controls of the movement of capital and people						2.43	3.18
(i) Foreign ownership / investment restrictions						4.14	6.39
(ii) Capital controls						0.83	0.83
(iii) Freedom of foreigners to visit						2.32	2.32
5. Regulation						6.61	6.94
A. Credit market regulations						10.00	10.00
(i) Ownership of banks							
(ii) Private sector credit			8.45			10.00	10.00
(iii) Interest rate controls / negative real interest rates							10.00
B. Labor market regulations						4.79	5.34
(i) Hiring regulations and minimum wage						3.33	5.57
(ii) Hiring and firing regulations						4.04	4.82
(iii) Centralized collective bargaining						7.24	7.51
(iv) Hours regulations						6.00	6.00
(v) Mandated cost of worker dismissal						8.13	8.13
(vi) Conscription						0.00	0.00
C. Business regulations						5.03	5.48
(i) Administrative requirements						4.17	4.18
(ii) Bureaucracy costs					2.42	2.22	2.44
(iii) Starting a business						8.88	9.10
(iv) Extra payments / bribes / favoritism						1.77	3.21
(v) Licensing restrictions						8.09	8.45
(vi) Cost of tax compliance						5.07	5.52

Guinea-Bissau

	1980	1990	2000	2005	2010	2015	2017
	Rating (Rank)	Rating (Rank)	Rating (Rank)	Rating (Rank)	Rating (Rank)	Rating (Rank)	Rating (Rank)
Summary Ratings (Rank)		3.06 (107)	4.44 (119)	5.18 (133)	5.35 (145)	5.19 (152)	5.23 (151)
	Rating (Data)	Rating (Data)	Rating (Data)	Rating (Data)	Rating (Data)	Rating (Data)	Rating (Data)
1. Size of Government		4.97	5.27	4.78	5.32	5.31	5.04
A. Government consumption		8.65 (10.59)	9.11 (9.02)	7.64 (14.04)	9.29 (8.4)	8.32 (11.72)	8.85 (9.92)
B. Transfers and subsidies							
C. Government enterprises and investment		0.00 (91.4)	0.00 (88.3)	0.00 (54.56)	0.00 (79.89)	0.00 (84.59)	0.00 (67.49)
D. Top marginal tax rate						8.50	7.00
(i) Top marginal income tax rate						10.00 (12)	10.00 (12)
(ii) Top marginal income and payroll tax rate						7.00 (35)	4.00 (45)
E. State Ownership of Assets	0.00	6.25	6.69	6.69	6.65	4.42	4.31
2. Legal System and Property Rights		2.63	2.36	2.85	2.55	2.98	2.85
A. Judicial independence						1.72	1.72
B. Impartial courts			2.90	3.20	3.20	3.30	3.00
C. Protection of property rights		3.20				0.00	0.00
D. Military interference in rule of law and politics			3.33	2.50	0.83	3.33	3.33
E. Integrity of the legal system		1.70	1.67	5.00	4.17	4.17	4.17
F. Legal enforcement of contracts				3.48	3.48	3.48	3.30
G. Regulatory costs of the sale of real property				1.67	2.55	7.23	7.32
H. Reliability of police							
I. Business costs of crime							
<i>Gender Disparity Adjustment</i>	0.79	0.79	0.79	0.79	0.79	0.79	0.75
3. Sound Money	5.43	0.88	3.26	6.59	6.26	6.40	6.27
A. Money growth		0.00 (105.63)	1.65 (41.76)	9.11 (-4.45)	7.40 (13)	8.07 (9.66)	7.47 (12.63)
B. Standard deviation of inflation	8.61 (3.48)	0.00 (28.57)	3.10 (17.24)	7.93 (5.17)	8.16 (4.6)	7.81 (5.48)	7.89 (5.28)
C. Inflation: most recent year	7.67 (11.63)	3.54 (32.31)	8.27 (8.64)	9.33 (3.33)	9.50 (2.52)	9.72 (1.4)	9.73 (1.36)
D. Freedom to own foreign currency bank accounts	0.00	0.00	0.00	0.00	0.00	0.00	0.00
4. Freedom to Trade Internationally			5.87	6.35	6.18	6.06	6.16
A. Tariffs			7.60	8.44	7.45	7.45	7.29
(i) Revenue from trade taxes (% of trade sector)							
(ii) Mean tariff rate			7.60 (12)	7.22 (13.9)	7.62 (11.9)	7.62 (11.9)	7.56 (12.2)
(iii) Standard deviation of tariff rates				9.66 (0.84)	7.29 (6.78)	7.29 (6.78)	7.02 (7.44)
B. Regulatory trade barriers				6.57	6.86	5.62	6.18
(i) Non-tariff trade barriers							8.03
(ii) Compliance costs of importing and exporting				6.57	6.86	5.62	4.33
C. Black-market exchange rates		8.20	10.00	10.00	10.00	10.00	10.00
D. Controls of the movement of capital and people	0.00	5.00	0.00	0.38	0.38	1.16	1.16
(i) Foreign ownership / investment restrictions							
(ii) Capital controls	0.00	5.00	0.00	0.77	0.77	0.77	0.77
(iii) Freedom of foreigners to visit				0.00	0.00	1.55	1.55
5. Regulation		3.77	5.46	5.32	6.44	5.22	5.85
A. Credit market regulations		3.87	7.33	9.08	9.16	5.17	7.20
(i) Ownership of banks			2.00	10.00	10.00	8.00	10.00
(ii) Private sector credit		7.75	10.00	7.23	7.49	5.51	7.60
(iii) Interest rate controls / negative real interest rates		0.00	10.00	10.00	10.00	2.00	4.00
B. Labor market regulations				3.13	3.46	3.46	3.46
(i) Hiring regulations and minimum wage				3.30	3.33	3.33	3.33
(ii) Hiring and firing regulations							
(iii) Centralized collective bargaining							
(iv) Hours regulations				7.30	8.00	8.00	8.00
(v) Mandated cost of worker dismissal				1.93	2.52	2.52	2.52
(vi) Conscription		0.00	0.00	0.00	0.00	0.00	0.00
C. Business regulations				3.76	6.71	7.04	6.88
(i) Administrative requirements							
(ii) Bureaucracy costs					5.00	3.11	2.67
(iii) Starting a business				0.00	7.88	8.37	8.75
(iv) Extra payments / bribes / favoritism							
(v) Licensing restrictions				3.62	6.28	9.00	8.54
(vi) Cost of tax compliance			7.67	7.67	7.67	7.67	7.56

Guyana

	1980	1990	2000	2005	2010	2015	2017
	Rating (Rank)	Rating (Rank)	Rating (Rank)	Rating (Rank)	Rating (Rank)	Rating (Rank)	Rating (Rank)
Summary Ratings (Rank)	3.46 (97)		6.59 (71)	5.98 (108)	6.32 (108)	6.50 (106)	6.32 (117)
	Rating (Data)	Rating (Data)	Rating (Data)	Rating (Data)	Rating (Data)	Rating (Data)	Rating (Data)
1. Size of Government	2.95	4.56	4.50	4.46	4.80	6.77	5.72
A. Government consumption	2.82 (30.41)	7.11 (15.83)	5.54 (21.15)	3.87 (26.83)	7.25 (15.35)	6.62 (17.5)	5.79 (20.32)
B. Transfers and subsidies							
C. Government enterprises and investment		2.00 (47.9)	0.00 (58.07)	2.00 (41.15)	0.00 (53.56)	8.00 (16.24)	6.00 (28.5)
D. Top marginal tax rate		3.00	6.00	5.50	5.50	6.00	5.00
(i) Top marginal income tax rate		3.00 (50)	7.00 (33)	7.00 (33)	7.00 (33)	8.00 (30)	5.00 (40)
(ii) Top marginal income and payroll tax rate		3.00 (50)	5.00 (39.2)	4.00 (41)	4.00 (41)	4.00 (41)	5.00 (40)
E. State Ownership of Assets	3.08	6.14	6.45	6.45	6.45	6.46	6.11
2. Legal System and Property Rights	2.15	3.28	6.49	3.76	4.27	4.35	4.80
A. Judicial independence				3.01	3.77	3.86	3.86
B. Impartial courts			5.79	2.40	3.75	4.12	5.00
C. Protection of property rights	3.00	1.20		3.95	4.42	4.53	4.53
D. Military interference in rule of law and politics			10.00	6.67	6.67	6.67	6.67
E. Integrity of the legal system	0.00	1.40	6.67	4.17	2.50	2.50	2.50
F. Legal enforcement of contracts			4.55	4.55	4.55	4.55	4.45
G. Regulatory costs of the sale of real property				7.85	7.07	7.07	7.64
H. Reliability of police				1.47	3.69	2.99	5.80
I. Business costs of crime				1.11	3.54	4.38	4.38
<i>Gender Disparity Adjustment</i>	0.92	0.92	0.92	0.92	0.92	0.92	0.93
3. Sound Money	5.82	2.19	7.87	7.72	7.96	8.26	8.37
A. Money growth	8.55 (7.26)	1.87 (40.67)	9.25 (3.74)	8.47 (7.64)	8.44 (7.79)	9.86 (0.7)	9.96 (0.22)
B. Standard deviation of inflation	7.07 (7.32)	0.00 (53.12)	8.47 (3.83)	8.80 (3.01)	8.81 (2.97)	8.37 (4.08)	8.92 (2.71)
C. Inflation: most recent year	7.64 (11.78)	6.90 (15.51)	8.77 (6.15)	8.61 (6.93)	9.58 (2.09)	9.81 (-0.96)	9.62 (1.9)
D. Freedom to own foreign currency bank accounts	0.00	0.00	5.00	5.00	5.00	5.00	5.00
4. Freedom to Trade Internationally	2.93		7.51	6.96	7.01	6.41	6.29
A. Tariffs	8.80		6.60	6.49	6.47	6.47	6.47
(i) Revenue from trade taxes (% of trade sector)	8.80 (1.8)						
(ii) Mean tariff rate			6.60 (17)	7.78 (11.1)	7.82 (10.9)	7.82 (10.9)	7.82 (10.9)
(iii) Standard deviation of tariff rates				5.20 (11.99)	5.12 (12.21)	5.12 (12.21)	5.12 (12.21)
B. Regulatory trade barriers				6.38	6.35	3.84	3.34
(i) Non-tariff trade barriers				5.99	5.49	6.23	5.23
(ii) Compliance costs of importing and exporting				6.78	7.20	1.45	1.45
C. Black-market exchange rates	0.00	8.20	9.00	9.49	10.00	10.00	10.00
D. Controls of the movement of capital and people	0.00	5.00	6.92	5.49	5.23	5.34	5.34
(i) Foreign ownership / investment restrictions				5.85	5.36	5.66	5.66
(ii) Capital controls	0.00	5.00	6.92	6.92	6.67	5.83	5.83
(iii) Freedom of foreigners to visit				3.70	3.65	4.54	4.54
5. Regulation			6.55	7.02	7.58	6.73	6.41
A. Credit market regulations	3.02	4.61	8.21	8.21	8.43	6.33	6.33
(i) Ownership of banks				10.00	10.00	10.00	10.00
(ii) Private sector credit	3.02	4.61	7.42	5.62	6.29	0.00	0.00
(iii) Interest rate controls / negative real interest rates			9.00	9.00	9.00	9.00	9.00
B. Labor market regulations				7.12	8.13	7.88	7.09
(i) Hiring regulations and minimum wage				6.70	10.00	8.90	8.90
(ii) Hiring and firing regulations				6.00	6.31	5.86	5.76
(iii) Centralized collective bargaining				6.50	6.79	6.86	6.48
(iv) Hours regulations				8.70	10.00	10.00	4.00
(v) Mandated cost of worker dismissal				4.81	5.68	5.68	7.41
(vi) Conscription		10.00	10.00	10.00	10.00	10.00	10.00
C. Business regulations				5.73	6.18	5.97	5.79
(i) Administrative requirements				2.54	4.29	3.99	3.21
(ii) Bureaucracy costs				5.21	5.45	4.44	4.44
(iii) Starting a business			7.35	7.47	9.01	9.31	9.32
(iv) Extra payments / bribes / favoritism				4.26	3.54	3.12	3.12
(v) Licensing restrictions				8.11	7.71	7.85	7.52
(vi) Cost of tax compliance			6.77	6.77	7.05	7.13	7.13

Haiti

	1980	1990	2000	2005	2010	2015	2017
	Rating (Rank)	Rating (Rank)	Rating (Rank)	Rating (Rank)	Rating (Rank)	Rating (Rank)	Rating (Rank)
Summary Ratings (Rank)	5.12 (53)	4.90 (76)	7.03 (48)	6.62 (77)	6.22 (114)	6.60 (98)	6.49 (110)
	Rating (Data)	Rating (Data)	Rating (Data)	Rating (Data)	Rating (Data)	Rating (Data)	Rating (Data)
1. Size of Government	7.34	6.50	8.21	8.55	7.54	8.01	8.50
A. Government consumption	8.54 (10.96)	9.54 (7.58)	5.10 (22.65)	10.00 (5.33)	9.95 (6.16)	8.75 (10.24)	9.07 (9.15)
B. Transfers and subsidies			9.92 (0.81)	9.92 (0.81)	9.92 (0.81)	9.92 (0.81)	9.92 (0.81)
C. Government enterprises and investment	8.00 (19)	2.00 (42)	10.00 (11.5)	7.00 (21.12)	2.00 (47.16)	4.00 (30.04)	7.00 (21.09)
D. Top marginal tax rate		9.00		8.00	8.00	8.00	8.00
(i) Top marginal income tax rate		9.00 (30)		8.00 (30)	8.00 (30)	8.00 (30)	8.00 (30)
(ii) Top marginal income and payroll tax rate							
E. State Ownership of Assets	5.48	5.48	7.82	7.82	7.82	9.40	8.53
2. Legal System and Property Rights	2.11	1.85	3.43	2.52	2.01	2.48	2.50
A. Judicial independence					1.23	2.75	2.19
B. Impartial courts			2.99	2.70	1.83	2.44	2.50
C. Protection of property rights	3.00	0.50			1.96	2.61	2.73
D. Military interference in rule of law and politics			5.00	0.00	0.00	0.00	0.00
E. Integrity of the legal system	0.00	1.70	3.33	3.75	2.50	2.50	2.50
F. Legal enforcement of contracts			4.05	4.05	3.88	3.88	3.88
G. Regulatory costs of the sale of real property			2.76	2.80	2.83	2.70	2.76
H. Reliability of police					2.64	3.36	3.45
I. Business costs of crime					2.26	3.27	3.63
<i>Gender Disparity Adjustment</i>	0.89	0.89	0.89	0.89	0.89	0.90	0.90
3. Sound Money	7.70	8.46	8.37	7.99	8.03	7.76	7.08
A. Money growth	8.40 (7.99)	8.94 (5.3)	7.87 (10.67)	7.07 (14.63)	6.46 (17.68)	8.44 (7.78)	7.91 (10.43)
B. Standard deviation of inflation	6.67 (8.33)	7.00 (7.5)	8.38 (4.06)	8.05 (4.88)	6.78 (8.05)	9.41 (1.48)	8.35 (4.13)
C. Inflation: most recent year	5.72 (21.39)	7.92 (10.41)	7.26 (13.71)	6.85 (15.73)	8.86 (5.7)	8.20 (9.02)	7.07 (14.67)
D. Freedom to own foreign currency bank accounts	10.00	10.00	10.00	10.00	10.00	5.00	5.00
4. Freedom to Trade Internationally	3.31	1.84	6.29	6.69	6.85	7.78	7.47
A. Tariffs	3.93	5.53	8.00	8.81	8.40	8.36	7.01
(i) Revenue from trade taxes (% of trade sector)	3.40 (9.9)	5.53 (6.7)					
(ii) Mean tariff rate	4.46 (27.7)		8.00 (10)	9.44 (2.8)	9.06 (4.7)	9.04 (4.8)	8.24 (8.8)
(iii) Standard deviation of tariff rates				8.17 (4.56)	7.74 (5.64)	7.68 (5.81)	5.78 (10.56)
B. Regulatory trade barriers			5.17	3.42	4.81	6.14	6.11
(i) Non-tariff trade barriers					4.15	5.01	4.95
(ii) Compliance costs of importing and exporting			5.17	3.42	5.46	7.26	7.26
C. Black-market exchange rates	6.00	0.00	10.00	10.00	10.00	10.00	10.00
D. Controls of the movement of capital and people	0.00	0.00	2.00	4.55	4.18	6.63	6.78
(i) Foreign ownership / investment restrictions					3.32	3.75	4.20
(ii) Capital controls	0.00	0.00	2.00	9.09	9.23	6.15	6.15
(iii) Freedom of foreigners to visit				0.00	0.00	10.00	10.00
5. Regulation		5.82	8.84	7.36	6.70	6.99	6.86
A. Credit market regulations	10.00	4.97	9.44	8.30	8.17	8.16	8.16
(i) Ownership of banks						8.00	8.00
(ii) Private sector credit	10.00	9.94	9.88	8.61	8.33	7.48	7.48
(iii) Interest rate controls / negative real interest rates		0.00	9.00	8.00	8.00	9.00	9.00
B. Labor market regulations			8.25	8.56	8.20	8.10	7.94
(i) Hiring regulations and minimum wage			8.90	7.80	6.67	6.67	6.67
(ii) Hiring and firing regulations			6.17		5.09	5.06	4.69
(iii) Centralized collective bargaining			8.00		7.46	6.88	6.27
(iv) Hours regulations			8.00	8.00	10.00	10.00	10.00
(v) Mandated cost of worker dismissal			8.42	8.42	10.00	10.00	10.00
(vi) Conscription	10.00	10.00	10.00	10.00	10.00	10.00	10.00
C. Business regulations				5.23	3.72	4.70	4.49
(i) Administrative requirements					2.70	3.48	2.73
(ii) Bureaucracy costs					2.27	0.00	0.22
(iii) Starting a business			3.18	3.91	3.29	4.54	4.75
(iv) Extra payments / bribes / favoritism					2.49	2.67	2.02
(v) Licensing restrictions				3.57	3.62	9.59	9.28
(vi) Cost of tax compliance			8.21	8.21	7.94	7.94	7.94

Honduras

	1980	1990	2000	2005	2010	2015	2017
	Rating (Rank)	Rating (Rank)	Rating (Rank)	Rating (Rank)	Rating (Rank)	Rating (Rank)	Rating (Rank)
Summary Ratings (Rank)	5.37 (47)	5.65 (50)	6.86 (59)	7.06 (57)	7.24 (51)	7.38 (49)	7.16 (63)
	Rating (Data)	Rating (Data)	Rating (Data)	Rating (Data)	Rating (Data)	Rating (Data)	Rating (Data)
1. Size of Government	6.07	6.17	7.93	8.59	8.39	9.19	8.84
A. Government consumption	7.28 (15.25)	7.00 (16.21)	7.43 (14.75)	7.32 (15.11)	6.34 (18.44)	7.14 (15.73)	7.31 (15.13)
B. Transfers and subsidies		9.54 (2.2)	9.05 (4)	10.00 (0.47)	10.00 (0.3)	10.00 (0.45)	10.00 (0.45)
C. Government enterprises and investment	4.00 (37.9)	4.00 (32.5)	7.00 (21.3)	8.00 (17.9)	8.00 (15.4)	10.00 (10.75)	8.00 (18.53)
D. Top marginal tax rate	8.00	5.00	9.00	8.50	8.50	9.00	9.00
(i) Top marginal income tax rate	8.00 (40)	5.00 (46)	9.00 (25)	9.00 (25)	9.00 (25)	9.00 (27)	9.00 (27)
(ii) Top marginal income and payroll tax rate		5.00 (46)	9.00 (25)	8.00 (28)	8.00 (28)	9.00 (30)	9.00 (27)
E. State Ownership of Assets	5.02	5.31	7.19	9.13	9.10	9.84	9.88
2. Legal System and Property Rights	2.60	3.31	3.77	3.49	4.07	3.99	3.70
A. Judicial independence				2.44	4.33	3.90	3.01
B. Impartial courts			3.68	3.02	4.06	4.51	3.11
C. Protection of property rights	2.80	3.20	2.30	4.15	4.55	5.24	4.89
D. Military interference in rule of law and politics			5.00	5.56	5.83	4.17	4.17
E. Integrity of the legal system	1.70	3.30	3.33	2.50	2.50	2.50	3.33
F. Legal enforcement of contracts			2.86	2.86	2.86	2.86	2.86
G. Regulatory costs of the sale of real property			6.76	7.41	7.69	7.71	7.58
H. Reliability of police				3.44	4.34	3.65	3.05
I. Business costs of crime				1.87	2.44	2.82	2.16
<i>Gender Disparity Adjustment</i>	0.89	0.89	0.89	0.89	0.90	0.92	0.95
3. Sound Money	8.76	8.38	8.22	8.85	9.35	9.36	9.12
A. Money growth	8.89 (5.56)	7.23 (13.85)	7.66 (11.7)	7.74 (11.28)	9.20 (4.02)	9.23 (3.83)	8.04 (9.78)
B. Standard deviation of inflation	8.81 (2.97)	7.34 (6.64)	7.42 (6.44)	9.41 (1.49)	9.15 (2.12)	8.83 (2.93)	9.24 (1.9)
C. Inflation: most recent year	7.35 (13.27)	8.95 (5.25)	7.79 (11.06)	8.24 (8.81)	9.06 (4.7)	9.37 (3.16)	9.21 (3.93)
D. Freedom to own foreign currency bank accounts	10.00	10.00	10.00	10.00	10.00	10.00	10.00
4. Freedom to Trade Internationally	3.22	5.33	7.54	7.54	7.54	7.42	7.22
A. Tariffs	3.67	6.00	7.83	8.52	8.44	8.41	8.41
(i) Revenue from trade taxes (% of trade sector)	5.53 (6.7)		8.07 (2.9)	9.42 (0.87)	9.39 (0.92)	9.53 (0.71)	9.53 (0.71)
(ii) Mean tariff rate	1.80 (41)	6.00 (20)	8.42 (7.9)	8.66 (6.7)	8.90 (5.5)	8.86 (5.7)	8.86 (5.7)
(iii) Standard deviation of tariff rates			7.00 (7.5)	7.49 (6.27)	7.04 (7.39)	6.85 (7.87)	6.85 (7.87)
B. Regulatory trade barriers			5.76	5.76	6.34	5.36	4.85
(i) Non-tariff trade barriers			3.35	4.47	5.39	6.17	5.16
(ii) Compliance costs of importing and exporting			8.17	7.05	7.28	4.54	4.54
C. Black-market exchange rates	6.00	10.00	10.00	10.00	10.00	10.00	10.00
D. Controls of the movement of capital and people	0.00	0.00	6.57	5.89	5.37	5.91	5.63
(i) Foreign ownership / investment restrictions			8.53	6.23	6.18	6.80	5.94
(ii) Capital controls	0.00	0.00	4.61	3.85	2.31	2.31	2.31
(iii) Freedom of foreigners to visit				7.60	7.63	8.63	8.63
5. Regulation	6.20	5.08	6.86	6.81	6.86	6.95	6.91
A. Credit market regulations	6.10	7.77	9.43	9.89	9.10	9.42	9.54
(i) Ownership of banks				10.00	10.00	10.00	10.00
(ii) Private sector credit	8.20	7.54	9.86	9.68	8.30	9.25	9.63
(iii) Interest rate controls / negative real interest rates	4.00	8.00	9.00	10.00	9.00	9.00	9.00
B. Labor market regulations			5.67	5.42	5.07	5.18	5.13
(i) Hiring regulations and minimum wage			2.72	0.00	0.00	0.00	0.00
(ii) Hiring and firing regulations			4.50	5.10	4.14	4.34	4.49
(iii) Centralized collective bargaining			5.67	6.27	5.77	6.24	5.78
(iv) Hours regulations			8.00	8.00	8.00	8.00	8.00
(v) Mandated cost of worker dismissal			3.14	3.14	2.52	2.52	2.52
(vi) Conscription	10.00	0.00	10.00	10.00	10.00	10.00	10.00
C. Business regulations			5.49	5.11	6.42	6.25	6.07
(i) Administrative requirements			5.80	3.00	4.10	3.72	2.76
(ii) Bureaucracy costs			4.88	3.25	5.00	3.78	4.44
(iii) Starting a business			7.13	7.86	9.01	9.15	9.16
(iv) Extra payments / bribes / favoritism			4.42	4.57	4.10	3.89	3.18
(v) Licensing restrictions				6.72	8.83	9.46	9.37
(vi) Cost of tax compliance			5.25	5.25	7.49	7.49	7.49

Hong Kong

	1980	1990	2000	2005	2010	2015	2017
	Rating (Rank)	Rating (Rank)	Rating (Rank)	Rating (Rank)	Rating (Rank)	Rating (Rank)	Rating (Rank)
Summary Ratings (Rank)	8.66 (1)	8.69 (1)	8.85 (1)	9.00 (1)	8.94 (1)	8.88 (1)	8.91 (1)
	Rating (Data)	Rating (Data)	Rating (Data)	Rating (Data)	Rating (Data)	Rating (Data)	Rating (Data)
1. Size of Government	9.46	9.11	9.03	8.81	8.47	8.19	8.19
A. Government consumption	9.02 (9.34)	8.36 (11.58)	7.58 (14.22)	7.92 (13.07)	8.06 (12.61)	8.03 (12.71)	7.99 (12.82)
B. Transfers and subsidies	9.97 (0.6)	9.89 (0.9)	9.84 (1.1)	8.41 (6.34)	9.48 (2.42)	9.33 (2.95)	9.36 (2.85)
C. Government enterprises and investment	10.00 (14.8)	10.00 (12.7)	10.00 (14)	10.00 (1.38)	8.00 (16.81)	7.00 (21.79)	7.00 (23.07)
D. Top marginal tax rate	10.00	9.00	10.00	10.00	10.00	10.00	10.00
(i) Top marginal income tax rate	10.00 (15)	9.00 (25)	10.00 (17)	10.00 (20)	10.00 (17)	10.00 (17)	10.00 (17)
(ii) Top marginal income and payroll tax rate		9.00 (25)	10.00 (17)	10.00 (20)	10.00 (17)	10.00 (17)	10.00 (17)
E. State Ownership of Assets	8.30	8.30	7.74	7.74	6.83	6.61	6.61
2. Legal System and Property Rights	8.13	5.94	7.31	8.20	8.18	8.08	7.93
A. Judicial independence			7.68	8.17	8.47	8.86	8.56
B. Impartial courts			8.85	8.31	7.70	7.96	7.58
C. Protection of property rights	9.40	6.60	6.30	8.73	8.54	8.68	8.62
D. Military interference in rule of law and politics			5.00	8.33	8.33	8.33	8.33
E. Integrity of the legal system	10.00	6.70	8.33	7.71	8.33	8.33	8.33
F. Legal enforcement of contracts			7.69	7.69	7.07	6.46	6.13
G. Regulatory costs of the sale of real property			7.34	7.34	7.97	6.95	6.95
H. Reliability of police				8.59	8.71	8.69	8.88
I. Business costs of crime				8.94	8.51	8.47	7.98
<i>Gender Disparity Adjustment</i>	1.00	1.00	1.00	1.00	1.00	1.00	1.00
3. Sound Money	8.51	9.02	9.11	9.48	9.31	9.51	9.63
A. Money growth	9.04 (4.8)	8.36 (8.2)	9.46 (-2.71)	8.98 (5.08)	8.21 (8.97)	8.97 (5.13)	9.15 (4.27)
B. Standard deviation of inflation	7.99 (5.03)	8.86 (2.85)	7.73 (5.68)	9.10 (2.25)	9.50 (1.24)	9.66 (0.85)	9.69 (0.79)
C. Inflation: most recent year	7.01 (14.96)	8.86 (5.71)	9.25 (-3.76)	9.82 (0.91)	9.53 (2.34)	9.40 (3)	9.70 (1.48)
D. Freedom to own foreign currency bank accounts	10.00	10.00	10.00	10.00	10.00	10.00	10.00
4. Freedom to Trade Internationally	9.94	9.97	9.72	9.52	9.37	9.23	9.33
A. Tariffs	9.83	9.91	9.93	10.00	10.00	10.00	10.00
(i) Revenue from trade taxes (% of trade sector)	9.67 (0.5)	9.73 (0.4)	9.80 (0.3)	10.00 (0)	9.99 (0.02)	9.99 (0.01)	9.99 (0.01)
(ii) Mean tariff rate	10.00 (0)	10.00 (0)	10.00 (0)	10.00 (0)	10.00 (0)	10.00 (0)	10.00 (0)
(iii) Standard deviation of tariff rates		10.00 (0)	10.00 (0)	10.00 (0)	10.00 (0)	10.00 (0)	10.00 (0)
B. Regulatory trade barriers			9.38	8.94	8.84	8.39	8.88
(i) Non-tariff trade barriers			8.94	8.60	8.25	7.51	8.10
(ii) Compliance costs of importing and exporting			9.83	9.29	9.43	9.27	9.66
C. Black-market exchange rates	10.00	10.00	10.00	10.00	10.00	10.00	10.00
D. Controls of the movement of capital and people	10.00	10.00	9.57	9.14	8.63	8.52	8.46
(i) Foreign ownership / investment restrictions			9.92	8.96	8.19	8.64	8.46
(ii) Capital controls	10.00	10.00	9.23	8.46	7.69	6.92	6.92
(iii) Freedom of foreigners to visit				10.00	10.00	10.00	10.00
5. Regulation	7.25	9.43	9.08	8.98	9.38	9.41	9.44
A. Credit market regulations	10.00	9.94	9.70	10.00	10.00	10.00	10.00
(i) Ownership of banks	10.00	10.00	10.00	10.00	10.00	10.00	10.00
(ii) Private sector credit		9.82	9.10	10.00	10.00	10.00	10.00
(iii) Interest rate controls / negative real interest rates	10.00	10.00	10.00	10.00	10.00	10.00	10.00
B. Labor market regulations		8.92	8.88	9.15	9.29	9.33	9.37
(i) Hiring regulations and minimum wage			10.00	10.00	10.00	10.00	10.00
(ii) Hiring and firing regulations		8.83	7.55	6.90	7.78	7.89	8.00
(iii) Centralized collective bargaining	7.93	7.93	8.99	8.90	8.46	8.60	8.70
(iv) Hours regulations			7.68	10.00	10.00	10.00	10.00
(v) Mandated cost of worker dismissal			9.07	9.07	9.50	9.50	9.50
(vi) Conscription	10.00	10.00	10.00	10.00	10.00	10.00	10.00
C. Business regulations			8.66	7.80	8.85	8.89	8.94
(i) Administrative requirements			8.54	6.38	6.70	7.05	7.14
(ii) Bureaucracy costs			7.25	4.57	9.55	10.00	9.56
(iii) Starting a business			9.61	9.61	9.88	9.95	9.94
(iv) Extra payments / bribes / favoritism			8.81	8.80	8.09	7.46	7.67
(v) Licensing restrictions				8.35	9.79	9.74	9.74
(vi) Cost of tax compliance			9.10	9.10	9.10	9.17	9.61

Hungary

	1980	1990	2000	2005	2010	2015	2017
	Rating (Rank)	Rating (Rank)	Rating (Rank)	Rating (Rank)	Rating (Rank)	Rating (Rank)	Rating (Rank)
Summary Ratings (Rank)	3.77 (90)	4.99 (70)	7.11 (43)	7.36 (44)	7.43 (36)	7.23 (59)	7.27 (54)
	Rating (Data)	Rating (Data)	Rating (Data)	Rating (Data)	Rating (Data)	Rating (Data)	Rating (Data)
1. Size of Government	2.55	3.45	6.83	5.46	5.58	5.21	5.39
A. Government consumption	7.53 (14.4)	7.43 (14.75)	7.86 (13.27)	3.19 (29.15)	3.21 (29.07)	3.27 (28.88)	3.29 (28.82)
B. Transfers and subsidies		2.32 (28.7)	5.04 (18.71)	4.86 (19.36)	4.55 (20.52)	5.29 (17.78)	5.66 (16.43)
C. Government enterprises and investment	0.00 (92.6)	0.00 (68.5)	10.00 (14.01)	8.00 (17.53)	8.00 (18.17)	6.00 (29.02)	6.00 (29.02)
D. Top marginal tax rate		2.00	2.50	2.50	4.00	6.50	7.00
(i) Top marginal income tax rate		3.00 (50)	5.00 (40)	5.00 (38)	7.00 (32)	10.00 (16)	10.00 (15)
(ii) Top marginal income and payroll tax rate		1.00 (60)	0.00 (62)	0.00 (64)	1.00 (56)	3.00 (46)	4.00 (43)
E. State Ownership of Assets	0.11	5.52	8.76	8.76	8.12	5.01	5.00
2. Legal System and Property Rights		7.25	6.73	6.66	6.22	6.04	5.96
A. Judicial independence			6.51	5.38	4.87	3.57	3.52
B. Impartial courts			6.35	5.36	3.42	3.06	2.78
C. Protection of property rights		8.60	5.53	7.44	5.54	3.12	4.27
D. Military interference in rule of law and politics			10.00	10.00	10.00	10.00	10.00
E. Integrity of the legal system		8.30	6.67	6.67	6.67	6.67	6.67
F. Legal enforcement of contracts			7.15	7.15	6.58	6.58	4.99
G. Regulatory costs of the sale of real property			4.91	4.91	8.04	8.03	8.03
H. Reliability of police				5.94	5.41	5.54	5.77
I. Business costs of crime				7.07	6.52	7.79	7.63
<i>Gender Disparity Adjustment</i>	1.00	1.00	1.00	1.00	0.96	1.00	1.00
3. Sound Money	6.48	5.75	7.16	9.44	9.60	9.49	9.74
A. Money growth	8.26 (8.7)	7.33 (13.34)	7.62 (11.91)	9.49 (2.55)	9.76 (1.19)	8.26 (8.69)	9.91 (0.43)
B. Standard deviation of inflation	8.87 (2.82)	6.87 (7.83)	7.97 (5.08)	8.98 (2.54)	9.60 (1.01)	9.72 (0.7)	9.53 (1.18)
C. Inflation: most recent year	8.79 (6.03)	8.82 (5.91)	8.04 (9.8)	9.29 (3.55)	9.02 (4.88)	9.99 (-0.07)	9.53 (2.35)
D. Freedom to own foreign currency bank accounts	0.00	0.00	5.00	10.00	10.00	10.00	10.00
4. Freedom to Trade Internationally	2.22	3.90	7.59	7.97	7.95	7.91	7.97
A. Tariffs	6.67	6.09	7.31	8.39	8.34	8.36	8.23
(i) Revenue from trade taxes (% of trade sector)	6.67 (5)	6.57 (5.14)	9.45 (0.83)	9.59 (0.62)	9.63 (0.55)	9.10 (1.35)	9.00 (1.5)
(ii) Mean tariff rate			8.36 (8.2)	9.46 (2.7)	8.98 (5.1)	8.98 (5.1)	8.98 (5.1)
(iii) Standard deviation of tariff rates		5.60 (11)	4.12 (14.7)	6.13 (9.67)	6.41 (8.98)	7.00 (7.5)	6.70 (8.26)
B. Regulatory trade barriers			8.52	7.45	7.66	7.32	7.70
(i) Non-tariff trade barriers			8.20	7.30	7.62	4.68	5.43
(ii) Compliance costs of importing and exporting			8.83	7.59	7.70	9.96	9.96
C. Black-market exchange rates	0.00	5.60	10.00	10.00	10.00	10.00	10.00
D. Controls of the movement of capital and people	0.00	0.00	4.53	6.04	5.81	5.96	5.95
(i) Foreign ownership / investment restrictions			8.29	7.86	7.16	6.28	6.27
(ii) Capital controls	0.00	0.00	0.77	3.85	3.85	3.85	3.85
(iii) Freedom of foreigners to visit				6.40	6.42	7.74	7.74
5. Regulation	3.82	4.61	7.22	7.29	7.82	7.50	7.29
A. Credit market regulations	3.56	4.40	8.88	8.56	9.45	9.06	8.71
(i) Ownership of banks	0.00	2.00	8.00	10.00	10.00	8.00	8.00
(ii) Private sector credit	4.68	5.21	8.66	5.68	8.36	9.18	9.14
(iii) Interest rate controls / negative real interest rates	6.00	6.00	10.00	10.00	10.00	10.00	9.00
B. Labor market regulations			5.79	6.84	7.28	7.18	6.83
(i) Hiring regulations and minimum wage			4.65	8.90	7.23	7.23	7.23
(ii) Hiring and firing regulations		7.07	5.50	4.62	5.29	5.60	5.59
(iii) Centralized collective bargaining			6.97	7.49	7.38	6.50	6.38
(iv) Hours regulations			5.85	3.30	6.00	6.00	4.00
(v) Mandated cost of worker dismissal			6.76	6.76	7.76	7.76	7.76
(vi) Conscription	0.00	1.00	5.00	10.00	10.00	10.00	10.00
C. Business regulations			6.99	6.46	6.73	6.26	6.32
(i) Administrative requirements			7.42	3.03	2.23	2.74	3.33
(ii) Bureaucracy costs			6.18	6.58	7.42	7.33	6.89
(iii) Starting a business			7.81	8.32	9.76	9.55	9.59
(iv) Extra payments / bribes / favoritism			7.35	7.27	4.84	3.43	3.42
(v) Licensing restrictions				7.36	9.25	7.62	7.78
(vi) Cost of tax compliance			6.19	6.19	6.90	6.90	6.90

Iceland

	1980	1990	2000	2005	2010	2015	2017
	Rating (Rank)	Rating (Rank)	Rating (Rank)	Rating (Rank)	Rating (Rank)	Rating (Rank)	Rating (Rank)
Summary Ratings (Rank)	5.20 (51)	6.95 (24)	8.08 (15)	8.19 (8)	6.56 (97)	7.31 (53)	7.74 (23)
	Rating (Data)	Rating (Data)	Rating (Data)	Rating (Data)	Rating (Data)	Rating (Data)	Rating (Data)
1. Size of Government	5.34	6.15	6.52	7.18	5.24	5.75	5.81
A. Government consumption	5.23 (22.21)	4.74 (23.87)	3.44 (28.31)	3.22 (29.04)	1.88 (33.6)	2.41 (31.8)	2.47 (31.6)
B. Transfers and subsidies	7.25 (10.6)	7.38 (10.1)	8.34 (6.6)	7.86 (8.35)	7.42 (9.95)	7.96 (7.99)	7.99 (7.88)
C. Government enterprises and investment	8.00 (15.3)	7.00 (22.2)	7.00 (24.8)	10.00 (10.92)	7.00 (20)	8.00 (15.24)	8.00 (15.24)
D. Top marginal tax rate	0.00	5.00	5.50	6.50	3.00	3.50	3.50
(i) Top marginal income tax rate	0.00 (63)	5.00 (40)	6.00 (45)	7.00 (39)	4.00 (46)	4.00 (46)	4.00 (46)
(ii) Top marginal income and payroll tax rate			5.00 (48)	6.00 (42)	2.00 (56)	3.00 (52)	3.00 (53)
E. State Ownership of Assets	6.23	6.60	8.34	8.34	6.89	6.89	7.10
2. Legal System and Property Rights	6.83	8.35	8.71	9.05	8.33	8.45	8.38
A. Judicial independence			8.52	8.39	8.05	7.85	7.81
B. Impartial courts			9.02	8.94	6.30	7.04	6.79
C. Protection of property rights	5.80	10.00	7.62	9.44	6.96	8.05	8.11
D. Military interference in rule of law and politics			10.00	10.00	10.00	10.00	10.00
E. Integrity of the legal system	10.00	10.00	10.00	10.00	10.00	10.00	10.00
F. Legal enforcement of contracts			7.13	7.13	6.82	6.78	6.78
G. Regulatory costs of the sale of real property				9.14	9.14	8.75	8.75
H. Reliability of police				8.83	8.79	9.01	8.96
I. Business costs of crime				9.60	8.94	8.58	8.21
<i>Gender Disparity Adjustment</i>	1.00	1.00	1.00	1.00	1.00	1.00	1.00
3. Sound Money	2.62	7.08	9.18	8.75	5.92	7.17	9.53
A. Money growth	3.57 (32.16)	5.77 (21.13)	8.16 (9.21)	7.06 (14.68)	5.78 (21.09)	9.61 (1.93)	9.32 (3.41)
B. Standard deviation of inflation	6.92 (7.7)	8.81 (2.97)	9.61 (0.97)	8.76 (3.11)	9.00 (2.51)	9.40 (1.51)	9.16 (2.1)
C. Inflation: most recent year	0.00 (52.48)	3.74 (31.3)	8.97 (5.16)	9.17 (4.16)	8.92 (5.4)	9.67 (1.63)	9.65 (1.76)
D. Freedom to own foreign currency bank accounts	0.00	10.00	10.00	10.00	0.00	0.00	10.00
4. Freedom to Trade Internationally	5.69	6.62	8.20	7.12	6.44	7.15	7.28
A. Tariffs	6.87	7.86	8.02	6.05	6.51	7.28	7.03
(i) Revenue from trade taxes (% of trade sector)	5.67 (6.5)	7.34 (3.99)	9.65 (0.53)	9.69 (0.46)	9.75 (0.38)	9.85 (0.23)	9.89 (0.17)
(ii) Mean tariff rate	8.08 (9.6)	9.24 (3.8)	9.62 (1.9)	8.46 (7.7)	8.88 (5.6)	8.96 (5.2)	9.20 (4)
(iii) Standard deviation of tariff rates		7.00 (7.5)	4.80 (13)	0.00 (38.65)	0.91 (22.74)	3.03 (17.42)	2.02 (19.96)
B. Regulatory trade barriers			8.54	6.95	6.21	7.11	7.01
(i) Non-tariff trade barriers			8.25	5.86	4.73	5.45	5.26
(ii) Compliance costs of importing and exporting			8.83	8.03	7.70	8.77	8.77
C. Black-market exchange rates	8.20	10.00	10.00	10.00	9.48	10.00	10.00
D. Controls of the movement of capital and people	2.00	2.00	6.25	5.46	3.55	4.22	5.09
(i) Foreign ownership / investment restrictions			8.65	6.15	3.47	4.15	4.44
(ii) Capital controls	2.00	2.00	3.85	3.85	0.77	0.77	3.08
(iii) Freedom of foreigners to visit				6.40	6.42	7.74	7.74
5. Regulation	5.50	6.54	7.79	8.84	6.86	8.03	7.68
A. Credit market regulations	5.20	6.28	8.00	9.67	4.67	8.33	7.33
(i) Ownership of banks	2.00	2.00	5.00	10.00	5.00	5.00	2.00
(ii) Private sector credit	9.61	8.83	10.00	10.00	0.00	10.00	10.00
(iii) Interest rate controls / negative real interest rates	4.00	8.00	9.00	9.00	9.00	10.00	10.00
B. Labor market regulations		6.80	6.66	7.97	7.72	7.70	7.63
(i) Hiring regulations and minimum wage			4.76	6.70	5.57	5.57	5.57
(ii) Hiring and firing regulations		5.92	6.03	7.67	7.23	7.60	7.28
(iii) Centralized collective bargaining	4.49	4.49	5.48	6.67	5.51	5.06	4.92
(iv) Hours regulations			7.01	8.00	8.00	8.00	8.00
(v) Mandated cost of worker dismissal				8.79	10.00	10.00	10.00
(vi) Conscription	10.00	10.00	10.00	10.00	10.00	10.00	10.00
C. Business regulations			8.72	8.89	8.19	8.06	8.07
(i) Administrative requirements			6.98	7.24	5.24	5.53	5.20
(ii) Bureaucracy costs			8.43	8.57	7.73	7.78	8.22
(iii) Starting a business			9.75	9.76	9.76	9.84	9.59
(iv) Extra payments / bribes / favoritism			9.99	9.69	8.28	7.24	7.45
(v) Licensing restrictions				9.64	9.68	9.55	9.55
(vi) Cost of tax compliance			8.43	8.43	8.43	8.43	8.43

India

	1980	1990	2000	2005	2010	2015	2017
	Rating (Rank)	Rating (Rank)	Rating (Rank)	Rating (Rank)	Rating (Rank)	Rating (Rank)	Rating (Rank)
Summary Ratings (Rank)	5.04 (59)	4.82 (81)	6.45 (76)	6.81 (70)	6.53 (99)	6.69 (92)	6.91 (79)
	Rating (Data)	Rating (Data)	Rating (Data)	Rating (Data)	Rating (Data)	Rating (Data)	Rating (Data)
1. Size of Government	5.11	5.01	8.01	7.88	7.89	8.21	8.22
A. Government consumption	8.34 (11.65)	7.15 (15.68)	6.74 (17.1)	6.95 (16.38)	6.76 (17)	7.35 (15)	7.02 (16.14)
B. Transfers and subsidies	8.66 (5.4)	8.37 (6.5)	8.59 (5.66)	8.74 (5.14)	8.97 (4.28)	8.98 (4.25)	8.98 (4.25)
C. Government enterprises and investment	2.00 (46.7)	2.00 (42.3)	10.00 (13.89)	10.00 (11.31)	10.00 (11.29)	10.00 (12.56)	10.00 (13.17)
D. Top marginal tax rate	1.00	2.00	8.00	7.00	7.00	8.00	8.00
(i) Top marginal income tax rate	1.00 (60)	2.00 (53)	8.00 (30)	7.00 (34)	7.00 (31)	8.00 (35)	8.00 (35)
(ii) Top marginal income and payroll tax rate		2.00 (53)	8.00 (30)	7.00 (34)	7.00 (31)	8.00 (35)	8.00 (35)
E. State Ownership of Assets	5.54	5.54	6.73	6.73	6.73	6.73	7.08
2. Legal System and Property Rights	5.14	3.90	5.30	6.51	5.45	5.10	5.17
A. Judicial independence			7.01	8.16	5.57	5.51	5.83
B. Impartial courts			8.02	6.87	4.69	5.86	5.80
C. Protection of property rights	4.60	7.30	3.27	7.88	5.49	4.90	5.98
D. Military interference in rule of law and politics			5.00	6.67	6.67	6.67	6.67
E. Integrity of the legal system	8.30	3.10	6.67	6.67	6.67	7.50	7.50
F. Legal enforcement of contracts			2.59	2.59	2.59	2.59	3.12
G. Regulatory costs of the sale of real property			4.54	6.28	6.77	6.58	5.95
H. Reliability of police				5.83	5.15	6.23	5.98
I. Business costs of crime				7.60	6.36	5.60	5.64
<i>Gender Disparity Adjustment</i>	0.78	0.78	1.00	1.00	0.96	0.78	0.78
3. Sound Money	6.29	6.63	6.88	6.84	6.42	8.10	8.37
A. Money growth	9.36 (3.22)	8.58 (7.08)	9.03 (4.86)	8.41 (7.97)	8.93 (5.35)	9.78 (1.11)	9.72 (1.38)
B. Standard deviation of inflation	8.10 (4.76)	9.42 (1.45)	9.29 (1.77)	9.79 (0.53)	9.13 (2.17)	8.80 (3.01)	9.26 (1.86)
C. Inflation: most recent year	7.69 (11.54)	8.50 (7.52)	9.20 (4.01)	9.15 (4.25)	7.60 (11.99)	8.83 (5.87)	9.50 (2.49)
D. Freedom to own foreign currency bank accounts	0.00	0.00	0.00	0.00	0.00	5.00	5.00
4. Freedom to Trade Internationally	3.00	2.67	5.74	6.07	6.25	5.56	6.08
A. Tariffs	0.00	0.00	4.34	5.59	6.38	6.26	6.15
(i) Revenue from trade taxes (% of trade sector)	0.00 (15.5)	0.00 (21.1)	4.49 (8.26)	7.15 (4.27)	7.67 (3.5)	7.93 (3.1)	7.93 (3.1)
(ii) Mean tariff rate	0.00 (74.3)	0.00 (79.2)	3.50 (32.5)	6.60 (17)	7.48 (12.6)	7.32 (13.4)	7.24 (13.8)
(iii) Standard deviation of tariff rates		0.00 (45.2)	5.04 (12.4)	3.01 (17.47)	4.00 (14.99)	3.51 (16.21)	3.27 (16.84)
B. Regulatory trade barriers			6.59	6.13	6.45	3.92	6.12
(i) Non-tariff trade barriers			5.35	6.91	5.33	5.98	5.87
(ii) Compliance costs of importing and exporting			7.83	5.34	7.57	1.85	6.36
C. Black-market exchange rates	9.00	8.00	10.00	10.00	10.00	10.00	10.00
D. Controls of the movement of capital and people	0.00	0.00	2.02	2.57	2.15	2.06	2.06
(i) Foreign ownership / investment restrictions			4.05	7.40	6.13	5.86	5.84
(ii) Capital controls	0.00	0.00	0.00	0.00	0.00	0.00	0.00
(iii) Freedom of foreigners to visit				0.30	0.33	0.33	0.33
5. Regulation	5.68	5.89	6.34	6.74	6.64	6.46	6.69
A. Credit market regulations	5.22	5.52	6.83	7.02	6.67	6.59	6.55
(i) Ownership of banks	0.00	0.00	2.00	2.00	2.00	2.00	2.00
(ii) Private sector credit	7.67	8.56	8.50	9.06	9.00	7.76	7.65
(iii) Interest rate controls / negative real interest rates	8.00	8.00	10.00	10.00	9.00	10.00	10.00
B. Labor market regulations		6.26	5.85	7.27	8.05	6.46	6.74
(i) Hiring regulations and minimum wage			4.35	10.00	10.00	6.67	7.22
(ii) Hiring and firing regulations		2.56	1.70	3.31	4.98	6.26	5.99
(iii) Centralized collective bargaining	6.21	6.21	7.72	7.47	7.02	5.55	5.94
(iv) Hours regulations			6.50	8.00	10.00	4.00	5.00
(v) Mandated cost of worker dismissal			4.81	4.81	6.30	6.30	6.30
(vi) Conscription	10.00	10.00	10.00	10.00	10.00	10.00	10.00
C. Business regulations			6.35	5.94	5.21	6.34	6.78
(i) Administrative requirements			7.37	3.23	3.29	5.15	5.72
(ii) Bureaucracy costs			7.40	5.17	4.55	3.33	3.78
(iii) Starting a business			5.35	7.03	8.09	9.02	9.32
(iv) Extra payments / bribes / favoritism			4.57	6.62	3.92	5.46	5.57
(v) Licensing restrictions				6.58	4.26	7.77	9.36
(vi) Cost of tax compliance			7.04	7.04	7.15	7.30	6.91

Indonesia

	1980	1990	2000	2005	2010	2015	2017
	Rating (Rank)	Rating (Rank)	Rating (Rank)	Rating (Rank)	Rating (Rank)	Rating (Rank)	Rating (Rank)
Summary Ratings (Rank)	4.73 (62)	5.88 (45)	5.93 (88)	6.42 (86)	6.90 (74)	7.09 (68)	7.27 (54)
	Rating (Data)	Rating (Data)	Rating (Data)	Rating (Data)	Rating (Data)	Rating (Data)	Rating (Data)
1. Size of Government	5.00	6.49	7.94	7.96	8.18	8.24	8.31
A. Government consumption	6.84 (16.75)	7.93 (13.04)	8.98 (9.47)	8.47 (11.19)	7.72 (13.75)	7.47 (14.6)	7.73 (13.71)
B. Transfers and subsidies	9.24 (3.3)	9.59 (2)	8.30 (6.73)	8.90 (4.55)	9.36 (2.84)	9.12 (3.73)	9.66 (1.76)
C. Government enterprises and investment	2.00 (49.5)	4.00 (32.5)	10.00 (8.44)	10.00 (10.78)	10.00 (8.29)	10.00 (10.5)	10.00 (10.5)
D. Top marginal tax rate	3.00	7.00	6.00	6.00	7.50	7.50	7.50
(i) Top marginal income tax rate	3.00 (50)	7.00 (35)	7.00 (35)	7.00 (35)	8.00 (30)	8.00 (30)	8.00 (30)
(ii) Top marginal income and payroll tax rate		7.00 (35)	5.00 (40)	5.00 (40)	7.00 (35)	7.00 (35)	7.00 (35)
E. State Ownership of Assets	3.91	3.91	6.42	6.42	6.34	7.11	6.67
2. Legal System and Property Rights	2.84	3.67	2.84	3.57	4.25	4.52	4.94
A. Judicial independence			3.01	3.01	4.33	5.12	5.64
B. Impartial courts			4.01	3.92	4.53	4.89	5.03
C. Protection of property rights	4.60	6.60	3.13	4.59	4.94	5.59	6.16
D. Military interference in rule of law and politics			3.33	4.17	4.17	4.17	4.17
E. Integrity of the legal system	1.70	3.30	3.33	5.00	5.00	4.17	4.17
F. Legal enforcement of contracts			1.17	1.17	1.17	1.91	3.32
G. Regulatory costs of the sale of real property			5.88	5.81	6.03	5.93	6.72
H. Reliability of police				3.51	4.56	5.53	5.56
I. Business costs of crime				7.40	5.57	4.89	5.28
<i>Gender Disparity Adjustment</i>	0.67	0.56	0.67	0.67	0.90	0.93	0.93
3. Sound Money	6.54	8.76	6.20	7.39	8.99	9.36	9.68
A. Money growth	6.30 (18.49)	8.03 (9.87)	5.56 (22.19)	8.45 (7.76)	8.66 (6.7)	9.40 (3)	9.94 (0.32)
B. Standard deviation of inflation	6.07 (9.82)	7.86 (5.35)	0.00 (27.72)	8.21 (4.48)	8.32 (4.21)	9.32 (1.7)	9.56 (1.09)
C. Inflation: most recent year	3.80 (30.99)	9.14 (4.28)	9.26 (3.72)	7.91 (10.45)	8.97 (5.13)	8.73 (6.36)	9.24 (3.81)
D. Freedom to own foreign currency bank accounts	10.00	10.00	10.00	5.00	10.00	10.00	10.00
4. Freedom to Trade Internationally	5.24	5.29	7.18	6.98	6.77	7.00	6.95
A. Tariffs	6.13	5.88	7.88	7.93	7.89	8.10	7.89
(i) Revenue from trade taxes (% of trade sector)	8.07 (2.9)	8.39 (2.41)	9.65 (0.53)	9.38 (0.93)	9.48 (0.78)	9.53 (0.71)	9.53 (0.71)
(ii) Mean tariff rate	4.20 (29)	5.94 (20.3)	8.32 (8.4)	8.70 (6.5)	8.64 (6.8)	8.62 (6.9)	8.38 (8.1)
(iii) Standard deviation of tariff rates		3.32 (16.7)	5.68 (10.8)	5.72 (10.7)	5.54 (11.15)	6.16 (9.59)	5.76 (10.61)
B. Regulatory trade barriers			5.99	6.30	6.29	4.67	4.70
(i) Non-tariff trade barriers			3.82	6.41	5.53	5.26	5.51
(ii) Compliance costs of importing and exporting			8.17	6.20	7.05	4.07	3.90
C. Black-market exchange rates	9.60	10.00	10.00	10.00	10.00	10.00	10.00
D. Controls of the movement of capital and people	0.00	0.00	4.83	3.70	2.91	5.22	5.19
(i) Foreign ownership / investment restrictions			8.12	8.36	5.98	5.82	5.75
(ii) Capital controls	0.00	0.00	1.54	1.54	1.54	1.54	1.54
(iii) Freedom of foreigners to visit				1.20	1.22	8.30	8.30
5. Regulation	4.05	5.17	5.51	6.19	6.33	6.34	6.47
A. Credit market regulations	3.18	7.08	7.41	8.32	8.15	8.07	8.20
(i) Ownership of banks	0.00	2.00	5.00	5.00	5.00	5.00	5.00
(ii) Private sector credit	7.53	9.25	7.22	9.95	9.46	9.22	9.61
(iii) Interest rate controls / negative real interest rates	2.00	10.00	10.00	10.00	10.00	10.00	10.00
B. Labor market regulations			4.14	4.93	4.66	4.56	4.69
(i) Hiring regulations and minimum wage			4.62	2.80	2.23	1.10	1.10
(ii) Hiring and firing regulations		5.56	3.20	4.49	5.28	5.68	5.84
(iii) Centralized collective bargaining			6.18	7.30	5.47	5.58	6.19
(iv) Hours regulations			5.85	10.00	10.00	10.00	10.00
(v) Mandated cost of worker dismissal			0.00	0.00	0.00	0.00	0.00
(vi) Conscription	3.00	0.00	5.00	5.00	5.00	5.00	5.00
C. Business regulations			4.99	5.31	6.18	6.40	6.52
(i) Administrative requirements			6.95	6.26	4.28	4.80	5.15
(ii) Bureaucracy costs			5.30	5.85	5.45	4.89	4.67
(iii) Starting a business			5.09	5.85	8.22	9.00	9.33
(iv) Extra payments / bribes / favoritism			3.91	3.13	3.95	4.51	4.83
(v) Licensing restrictions				7.24	8.15	7.64	7.46
(vi) Cost of tax compliance			3.72	3.54	7.02	7.52	7.67

Iran

	1980	1990	2000	2005	2010	2015	2017
	Rating (Rank)	Rating (Rank)	Rating (Rank)	Rating (Rank)	Rating (Rank)	Rating (Rank)	Rating (Rank)
Summary Ratings (Rank)	3.43 (99)	4.17 (99)	5.49 (107)	5.98 (108)	5.54 (139)	5.59 (143)	5.72 (143)
	Rating (Data)	Rating (Data)	Rating (Data)	Rating (Data)	Rating (Data)	Rating (Data)	Rating (Data)
1. Size of Government	4.03	4.48	4.54	5.64	5.93	5.99	5.46
A. Government consumption	3.44 (28.29)	7.30 (15.17)	4.68 (24.1)	5.51 (21.28)	5.71 (20.58)	5.84 (20.15)	5.29 (22)
B. Transfers and subsidies	8.23 (7)	8.94 (4.4)	9.52 (2.26)	8.27 (6.85)	7.99 (7.88)	7.99 (7.88)	7.99 (7.88)
C. Government enterprises and investment	2.00 (44.5)	4.00 (32.5)	4.00 (33.6)	4.00 (33.7)	6.00 (26.7)	6.00 (26.76)	4.00 (32.02)
D. Top marginal tax rate		0.00	1.50	7.50	7.00	7.00	7.00
(i) Top marginal income tax rate		0.00 (75)	2.00 (54)	8.00 (35)	7.00 (35)	7.00 (35)	7.00 (35)
(ii) Top marginal income and payroll tax rate		0.00 (75)	1.00 (57)	7.00 (37)	7.00 (37)	7.00 (35)	7.00 (35)
E. State Ownership of Assets	2.45	2.17	3.03	2.93	2.93	3.14	3.03
2. Legal System and Property Rights	1.37	1.71	4.85	4.75	4.39	4.54	4.58
A. Judicial independence					4.69	4.19	4.26
B. Impartial courts			4.86	4.20	3.76	3.74	3.59
C. Protection of property rights	0.00	1.20			5.63	4.76	4.77
D. Military interference in rule of law and politics			8.33	8.33	8.33	7.50	7.50
E. Integrity of the legal system	1.70	1.70	6.67	6.67	6.67	6.67	6.67
F. Legal enforcement of contracts			5.51	5.51	5.63	5.63	5.49
G. Regulatory costs of the sale of real property			5.84	5.84	5.87	7.90	7.54
H. Reliability of police					5.77	5.50	5.59
I. Business costs of crime					5.70	5.63	5.73
<i>Gender Disparity Adjustment</i>	0.56	0.56	0.56	0.56	0.52	0.59	0.61
3. Sound Money	6.90	8.99	8.00	8.18	7.60	7.80	8.01
A. Money growth	4.64 (26.8)	8.19 (9.07)			5.48 (22.58)	8.81 (-5.95)	8.42 (-7.91)
B. Standard deviation of inflation	7.66 (5.85)	8.73 (3.17)	7.73 (5.67)	7.23 (6.93)	6.94 (7.66)	2.68 (18.3)	3.67 (15.83)
C. Inflation: most recent year	5.32 (23.41)	9.05 (4.73)	7.10 (14.48)	7.31 (13.43)	7.97 (10.14)	9.72 (1.39)	9.96 (0.18)
D. Freedom to own foreign currency bank accounts	10.00	10.00	10.00	10.00	10.00	10.00	10.00
4. Freedom to Trade Internationally	0.98	2.05	5.73	5.62	5.05	4.53	4.93
A. Tariffs	2.93	6.15	8.34	6.92	4.11	4.07	4.07
(i) Revenue from trade taxes (% of trade sector)	0.00 (17)	6.43 (5.35)	7.67 (3.49)	7.59 (3.62)	7.52 (3.72)	7.52 (3.72)	7.52 (3.72)
(ii) Mean tariff rate	5.86 (20.7)	5.86 (20.7)	9.02 (4.9)	6.26 (18.7)	4.80 (26)	4.68 (26.6)	4.68 (26.6)
(iii) Standard deviation of tariff rates			8.32 (4.2)		0.00 (28.08)	0.00 (28.2)	0.00 (0)
B. Regulatory trade barriers				5.55	5.06	2.65	4.66
(i) Non-tariff trade barriers					4.05	5.30	4.94
(ii) Compliance costs of importing and exporting				5.55	6.07	0.00	4.39
C. Black-market exchange rates	0.00	0.00	8.86	10.00	10.00	10.00	9.30
D. Controls of the movement of capital and people	0.00	0.00	0.00	0.00	1.04	1.42	1.68
(i) Foreign ownership / investment restrictions					3.11	2.97	3.77
(ii) Capital controls	0.00	0.00	0.00	0.00	0.00	0.83	0.83
(iii) Freedom of foreigners to visit				0.00	0.00	0.44	0.44
5. Regulation	3.86	3.64	4.33	5.73	4.74	5.07	5.60
A. Credit market regulations	2.68	3.10	4.67	6.33	4.31	4.68	6.41
(i) Ownership of banks	0.00	0.00	0.00	0.00	0.00	0.00	0.00
(ii) Private sector credit	8.03	9.29	10.00	10.00	8.92	9.03	9.22
(iii) Interest rate controls / negative real interest rates	0.00	0.00	4.00	9.00	4.00	5.00	10.00
B. Labor market regulations			3.98	4.53	4.63	4.97	4.84
(i) Hiring regulations and minimum wage			6.70	8.90	7.77	8.90	7.77
(ii) Hiring and firing regulations					4.39	4.41	4.47
(iii) Centralized collective bargaining					4.11	4.98	5.31
(iv) Hours regulations			7.30	7.30	8.00	8.00	8.00
(v) Mandated cost of worker dismissal			1.93	1.93	2.52	2.52	2.52
(vi) Conscription	3.00	0.00	0.00	0.00	1.00	1.00	1.00
C. Business regulations				6.32	5.28	5.58	5.54
(i) Administrative requirements					3.04	3.53	3.61
(ii) Bureaucracy costs					3.03	0.89	1.33
(iii) Starting a business			8.99	9.04	9.70	9.49	7.67
(iv) Extra payments / bribes / favoritism					4.71	4.14	4.29
(v) Licensing restrictions				3.76	5.06	9.30	8.79
(vi) Cost of tax compliance			6.14	6.14	6.14	6.14	7.58

Iraq

	1980	1990	2000	2005	2010	2015	2017
	Rating (Rank)	Rating (Rank)	Rating (Rank)	Rating (Rank)	Rating (Rank)	Rating (Rank)	Rating (Rank)
Summary Ratings (Rank)							5.21 (153)
	Rating (Data)	Rating (Data)	Rating (Data)	Rating (Data)	Rating (Data)	Rating (Data)	Rating (Data)
1. Size of Government							5.04
A. Government consumption							4.26 (25.5)
B. Transfers and subsidies							8.30 (6.74)
C. Government enterprises and investment							0.00 (55.34)
D. Top marginal tax rate							9.00
(i) Top marginal income tax rate							10.00 (15)
(ii) Top marginal income and payroll tax rate							8.00 (28)
E. State Ownership of Assets	2.98	2.98	2.98	4.42	4.42	3.69	3.65
2. Legal System and Property Rights							2.78
A. Judicial independence							
B. Impartial courts							2.70
C. Protection of property rights							
D. Military interference in rule of law and politics							0.00
E. Integrity of the legal system							2.50
F. Legal enforcement of contracts							4.84
G. Regulatory costs of the sale of real property							6.74
H. Reliability of police							
I. Business costs of crime							
<i>Gender Disparity Adjustment</i>							0.66
3. Sound Money							7.14
A. Money growth			7.15 (14.27)	7.69 (11.57)	9.80 (-1.02)	5.93 (20.33)	6.00 (20.01)
B. Standard deviation of inflation						4.38 (14.04)	4.56 (13.61)
C. Inflation: most recent year						7.26 (13.7)	8.00 (9.99)
D. Freedom to own foreign currency bank accounts							10.00
4. Freedom to Trade Internationally							5.54
A. Tariffs							9.73
(i) Revenue from trade taxes (% of trade sector)							9.73 (0.4)
(ii) Mean tariff rate							
(iii) Standard deviation of tariff rates							
B. Regulatory trade barriers							3.58
(i) Non-tariff trade barriers							6.70
(ii) Compliance costs of importing and exporting							0.46
C. Black-market exchange rates							7.71
D. Controls of the movement of capital and people							1.15
(i) Foreign ownership / investment restrictions							
(ii) Capital controls							2.31
(iii) Freedom of foreigners to visit							0.00
5. Regulation							5.52
A. Credit market regulations							4.53
(i) Ownership of banks							
(ii) Private sector credit							4.06
(iii) Interest rate controls / negative real interest rates							5.00
B. Labor market regulations							6.19
(i) Hiring regulations and minimum wage							2.23
(ii) Hiring and firing regulations							
(iii) Centralized collective bargaining							
(iv) Hours regulations							6.00
(v) Mandated cost of worker dismissal							6.55
(vi) Conscription							10.00
C. Business regulations							5.85
(i) Administrative requirements							
(ii) Bureaucracy costs							0.00
(iii) Starting a business							8.69
(iv) Extra payments / bribes / favoritism							
(v) Licensing restrictions							8.20
(vi) Cost of tax compliance							6.50

Ireland

	1980	1990	2000	2005	2010	2015	2017
	Rating (Rank)	Rating (Rank)	Rating (Rank)	Rating (Rank)	Rating (Rank)	Rating (Rank)	Rating (Rank)
Summary Ratings (Rank)	6.51 (17)	7.09 (21)	8.16 (10)	8.28 (7)	7.80 (14)	8.32 (5)	8.13 (6)
	Rating (Data)	Rating (Data)	Rating (Data)	Rating (Data)	Rating (Data)	Rating (Data)	Rating (Data)
1. Size of Government	4.94	5.71	6.50	6.91	5.59	6.69	6.72
A. Government consumption	5.31 (21.96)	5.80 (20.27)	5.33 (21.88)	5.12 (22.58)	3.41 (28.4)	3.82 (27)	3.68 (27.48)
B. Transfers and subsidies	5.37 (17.5)	5.42 (17.3)	4.20 (21.78)	6.94 (11.73)	5.27 (17.87)	7.01 (11.46)	7.28 (10.5)
C. Government enterprises and investment	7.00 (24.6)	10.00 (11.1)	10.00 (14.59)	10.00 (12.15)	7.00 (21.21)	10.00 (8.6)	10.00 (7.76)
D. Top marginal tax rate	1.00	1.00	5.00	4.50	4.00	4.50	3.50
(i) Top marginal income tax rate	1.00 (60)	1.00 (56)	5.00 (42)	5.00 (42)	5.00 (41)	6.00 (40)	5.00 (40)
(ii) Top marginal income and payroll tax rate		1.00 (57)	5.00 (42)	4.00 (49)	3.00 (55)	3.00 (52)	2.00 (51)
E. State Ownership of Assets	6.02	6.32	7.98	7.98	8.26	8.13	9.14
2. Legal System and Property Rights	7.08	7.73	7.96	7.71	7.79	8.00	7.51
A. Judicial independence			8.68	8.57	8.78	8.99	8.57
B. Impartial courts			9.19	7.10	5.81	6.33	5.21
C. Protection of property rights	8.20	10.00	7.00	9.00	8.31	8.65	8.19
D. Military interference in rule of law and politics			10.00	10.00	10.00	10.00	10.00
E. Integrity of the legal system	8.30	8.30	10.00	10.00	10.00	10.00	10.00
F. Legal enforcement of contracts			4.95	4.95	3.93	3.93	3.93
G. Regulatory costs of the sale of real property			5.90	5.90	7.15	8.58	7.27
H. Reliability of police				7.19	8.39	8.51	7.89
I. Business costs of crime				6.71	7.79	6.99	6.55
<i>Gender Disparity Adjustment</i>	1.00	1.00	1.00	1.00	1.00	1.00	1.00
3. Sound Money	5.93	6.80	9.43	9.65	9.48	9.53	9.47
A. Money growth	8.07 (9.64)	9.25 (3.75)	9.39 (-3.05)	9.73 (1.34)	9.23 (3.87)	8.97 (5.17)	8.77 (6.14)
B. Standard deviation of inflation	8.61 (3.48)	8.97 (2.57)	9.42 (1.44)	9.37 (1.57)	8.89 (2.78)	9.23 (1.92)	9.18 (2.04)
C. Inflation: most recent year	7.06 (14.71)	8.96 (5.18)	8.89 (5.56)	9.51 (2.43)	9.81 (-0.95)	9.94 (-0.29)	9.93 (0.34)
D. Freedom to own foreign currency bank accounts	0.00	0.00	10.00	10.00	10.00	10.00	10.00
4. Freedom to Trade Internationally	7.65	7.56	9.14	8.91	8.80	8.76	8.56
A. Tariffs	7.95	7.88	9.18	8.39	8.34	8.36	8.23
(i) Revenue from trade taxes (% of trade sector)	7.67 (3.5)	8.00 (3)	9.78 (0.33)	9.59 (0.62)	9.63 (0.55)	9.10 (1.35)	9.00 (1.5)
(ii) Mean tariff rate	8.24 (8.8)	8.52 (7.4)	9.52 (2.4)	9.46 (2.7)	8.98 (5.1)	8.98 (5.1)	8.98 (5.1)
(iii) Standard deviation of tariff rates		7.12 (7.2)	8.24 (4.4)	6.13 (9.67)	6.41 (8.98)	7.00 (7.5)	6.70 (8.26)
B. Regulatory trade barriers			8.76	8.51	8.35	8.23	7.85
(i) Non-tariff trade barriers			8.18	8.19	7.88	7.39	6.62
(ii) Compliance costs of importing and exporting			9.33	8.83	8.83	9.08	9.08
C. Black-market exchange rates	10.00	9.80	10.00	10.00	10.00	10.00	10.00
D. Controls of the movement of capital and people	5.00	5.00	8.61	8.75	8.52	8.46	8.18
(i) Foreign ownership / investment restrictions			8.76	9.10	8.37	8.83	8.01
(ii) Capital controls	5.00	5.00	8.46	8.46	8.46	7.69	7.69
(iii) Freedom of foreigners to visit				8.70	8.74	8.85	8.85
5. Regulation	6.95	7.65	7.76	8.19	7.34	8.62	8.39
A. Credit market regulations	7.35	8.77	9.00	9.33	6.00	9.14	9.31
(i) Ownership of banks	8.00	8.00	8.00	8.00	8.00	8.00	8.00
(ii) Private sector credit	8.04	8.32	10.00	10.00	0.00	9.43	9.93
(iii) Interest rate controls / negative real interest rates	6.00	10.00	9.00	10.00	10.00	10.00	10.00
B. Labor market regulations	6.55	6.53	5.92	7.48	7.94	8.13	7.91
(i) Hiring regulations and minimum wage			4.69	8.90	8.90	8.90	8.90
(ii) Hiring and firing regulations		5.52	3.77	3.95	4.56	6.26	5.03
(iii) Centralized collective bargaining	5.18	6.21	2.93	4.24	5.06	7.26	7.14
(iv) Hours regulations	4.49	4.40	5.34	10.00	10.00	10.00	10.00
(v) Mandated cost of worker dismissal			8.79	7.78	9.13	6.37	6.37
(vi) Conscription	10.00	10.00	10.00	10.00	10.00	10.00	10.00
C. Business regulations			8.35	7.76	8.07	8.58	7.94
(i) Administrative requirements			7.20	4.80	4.01	6.09	5.00
(ii) Bureaucracy costs			7.93	6.72	9.24	10.00	8.00
(iii) Starting a business			9.32	9.58	9.58	9.84	9.84
(iv) Extra payments / bribes / favoritism			8.17	8.42	7.90	7.99	7.27
(v) Licensing restrictions				7.86	8.56	8.47	8.47
(vi) Cost of tax compliance			9.15	9.15	9.15	9.08	9.08

Israel

	1980	1990	2000	2005	2010	2015	2017
	Rating (Rank)	Rating (Rank)	Rating (Rank)	Rating (Rank)	Rating (Rank)	Rating (Rank)	Rating (Rank)
Summary Ratings (Rank)	3.60 (93)	4.57 (90)	6.90 (57)	7.32 (46)	7.33 (47)	7.49 (39)	7.53 (38)
	Rating (Data)	Rating (Data)	Rating (Data)	Rating (Data)	Rating (Data)	Rating (Data)	Rating (Data)
1. Size of Government	2.33	4.14	4.98	5.93	6.19	6.31	6.47
A. Government consumption	0.00 (43.15)	2.09 (32.9)	2.18 (32.58)	2.11 (32.82)	3.41 (28.4)	3.19 (29.16)	3.19 (29.15)
B. Transfers and subsidies	4.47 (20.8)	5.59 (16.7)	3.92 (22.8)	7.25 (10.58)	7.26 (10.55)	6.73 (12.49)	6.57 (13.1)
C. Government enterprises and investment			10.00 (9.02)	10.00 (7.45)	10.00 (7.63)	10.00 (10.97)	10.00 (12.01)
D. Top marginal tax rate	1.00	3.50	2.50	4.00	4.00	5.00	5.00
(i) Top marginal income tax rate	1.00 (66)	5.00 (48)	4.00 (50)	4.00 (49)	5.00 (46)	5.00 (50)	5.00 (50)
(ii) Top marginal income and payroll tax rate		2.00 (64)	1.00 (61.6)	4.00 (49)	3.00 (60)	5.00 (50)	5.00 (50)
E. State Ownership of Assets	3.85	5.38	6.28	6.28	6.28	6.61	7.57
2. Legal System and Property Rights	3.98	4.30	6.78	6.30	6.04	6.13	6.20
A. Judicial independence			9.19	8.87	8.63	8.52	8.23
B. Impartial courts			9.35	7.14	5.19	5.72	5.64
C. Protection of property rights	6.40	7.30	6.53	7.94	7.15	7.30	7.53
D. Military interference in rule of law and politics			6.67	4.17	4.17	4.17	4.17
E. Integrity of the legal system	1.70	1.70	8.33	8.33	8.33	8.33	8.33
F. Legal enforcement of contracts			3.46	3.46	3.46	3.46	3.46
G. Regulatory costs of the sale of real property			4.81	4.81	5.63	5.74	6.93
H. Reliability of police				6.06	6.02	6.80	6.89
I. Business costs of crime				7.02	6.83	6.60	6.71
<i>Gender Disparity Adjustment</i>	0.96	0.96	0.96	0.96	0.96	0.95	0.93
3. Sound Money	2.03	3.95	8.09	9.34	8.96	9.49	9.38
A. Money growth	3.13 (34.36)	5.48 (22.59)	9.07 (4.64)	8.44 (7.8)	7.18 (14.12)	8.54 (-7.31)	7.99 (-10.05)
B. Standard deviation of inflation	0.00 (37.42)	5.32 (11.71)	8.50 (3.74)	9.17 (2.08)	9.20 (2)	9.56 (1.11)	9.59 (1.04)
C. Inflation: most recent year	0.00 (134.74)	0.00 (260)	9.77 (1.14)	9.73 (1.33)	9.46 (2.69)	9.87 (-0.63)	9.95 (0.24)
D. Freedom to own foreign currency bank accounts	5.00	5.00	5.00	10.00	10.00	10.00	10.00
4. Freedom to Trade Internationally	6.13	6.86	8.66	8.46	8.23	8.11	8.22
A. Tariffs	6.60	9.39	9.68	7.86	7.40	8.24	8.59
(i) Revenue from trade taxes (% of trade sector)	6.60 (5.1)	9.39 (0.92)	9.75 (0.37)	9.77 (0.34)	9.69 (0.46)	9.72 (0.42)	9.69 (0.46)
(ii) Mean tariff rate			9.60 (2)	9.46 (2.7)	8.72 (6.4)	9.10 (4.5)	9.24 (3.8)
(iii) Standard deviation of tariff rates				4.36 (14.11)	3.79 (15.54)	5.91 (10.22)	6.82 (7.94)
B. Regulatory trade barriers			7.94	7.84	8.03	6.63	6.65
(i) Non-tariff trade barriers			6.88	7.27	7.36	5.94	5.96
(ii) Compliance costs of importing and exporting			9.00	8.41	8.70	7.33	7.33
C. Black-market exchange rates	9.80	9.20	10.00	10.00	10.00	10.00	10.00
D. Controls of the movement of capital and people	2.00	2.00	7.02	8.15	7.49	7.57	7.66
(i) Foreign ownership / investment restrictions			9.42	7.70	7.14	6.72	6.97
(ii) Capital controls	2.00	2.00	4.61	9.17	7.69	6.15	6.15
(iii) Freedom of foreigners to visit				7.60	7.63	9.85	9.85
5. Regulation	3.52	3.58	6.00	6.58	7.22	7.38	7.39
A. Credit market regulations	1.75	3.81	6.06	7.67	9.27	9.57	9.58
(i) Ownership of banks	0.00	0.00	0.00	5.00	10.00	10.00	10.00
(ii) Private sector credit	5.25	5.43	8.18	8.00	7.80	8.71	8.74
(iii) Interest rate controls / negative real interest rates	0.00	6.00	10.00	10.00	10.00	10.00	10.00
B. Labor market regulations		3.35	3.81	4.87	5.28	5.38	5.38
(i) Hiring regulations and minimum wage			4.20	8.90	8.90	8.90	8.90
(ii) Hiring and firing regulations		4.87	5.43	5.74	5.07	5.86	5.81
(iii) Centralized collective bargaining	5.18	5.18	6.17	6.99	7.21	7.02	7.08
(iv) Hours regulations			5.51	6.00	8.00	8.00	8.00
(v) Mandated cost of worker dismissal			1.56	1.56	2.52	2.52	2.52
(vi) Conscription	0.00	0.00	0.00	0.00	0.00	0.00	0.00
C. Business regulations			8.13	7.20	7.12	7.20	7.21
(i) Administrative requirements			8.18	4.36	3.81	4.48	4.45
(ii) Bureaucracy costs			7.73	7.30	8.18	8.44	8.22
(iii) Starting a business			8.85	8.86	8.87	9.58	9.59
(iv) Extra payments / bribes / favoritism			8.44	8.40	7.21	5.82	6.12
(v) Licensing restrictions				6.85	7.30	7.51	7.54
(vi) Cost of tax compliance			7.42	7.42	7.37	7.37	7.32

Italy

	1980	1990	2000	2005	2010	2015	2017
	Rating (Rank)	Rating (Rank)	Rating (Rank)	Rating (Rank)	Rating (Rank)	Rating (Rank)	Rating (Rank)
Summary Ratings (Rank)	5.63 (37)	6.86 (26)	7.75 (21)	7.52 (30)	7.36 (43)	7.48 (40)	7.41 (46)
	Rating (Data)	Rating (Data)	Rating (Data)	Rating (Data)	Rating (Data)	Rating (Data)	Rating (Data)
1. Size of Government	4.36	3.88	6.42	6.66	6.12	6.26	6.12
A. Government consumption	5.96 (19.75)	5.22 (22.26)	4.84 (23.54)	4.20 (25.71)	4.38 (25.1)	4.80 (23.69)	4.89 (23.36)
B. Transfers and subsidies	4.44 (20.9)	3.11 (25.8)	4.64 (20.17)	4.47 (20.79)	3.56 (24.15)	3.46 (24.52)	3.54 (24.19)
C. Government enterprises and investment	6.00 (25.9)	4.00 (30.3)	10.00 (13.95)	10.00 (14.18)	10.00 (14.62)	10.00 (13.18)	10.00 (11.12)
D. Top marginal tax rate	0.00	1.00	3.00	5.00	3.00	3.50	2.50
(i) Top marginal income tax rate	0.00 (72)	1.00 (66)	3.00 (51.05)	6.00 (43-45)	5.00 (43-45)	5.00 (47-49)	4.00 (47-49)
(ii) Top marginal income and payroll tax rate		1.00 (66)	3.00 (52)	4.00 (51)	1.00 (61-62)	2.00 (61-62)	1.00 (61-62)
E. State Ownership of Assets	5.38	6.07	9.64	9.64	9.64	9.52	9.65
2. Legal System and Property Rights	5.70	7.73	7.25	6.23	5.95	5.66	5.78
A. Judicial independence			4.84	4.31	4.99	4.72	5.09
B. Impartial courts			5.68	3.66	2.73	2.26	2.01
C. Protection of property rights	4.30	10.00	7.80	6.79	5.42	4.99	5.39
D. Military interference in rule of law and politics			10.00	10.00	10.00	10.00	10.00
E. Integrity of the legal system	8.30	8.30	10.00	6.67	6.67	6.67	6.67
F. Legal enforcement of contracts			3.18	3.18	3.18	3.60	3.60
G. Regulatory costs of the sale of real property			9.23	9.29	8.01	8.25	8.25
H. Reliability of police				6.47	6.77	5.53	5.98
I. Business costs of crime				5.67	5.76	4.98	5.06
<i>Gender Disparity Adjustment</i>	1.00	1.00	1.00	1.00	1.00	1.00	1.00
3. Sound Money	5.55	9.28	9.47	9.52	9.66	9.74	9.40
A. Money growth	7.33 (13.36)	9.20 (4)	8.94 (5.29)	8.65 (6.76)	9.33 (3.34)	9.14 (4.3)	7.95 (10.24)
B. Standard deviation of inflation	9.04 (2.41)	9.72 (0.69)	9.43 (1.43)	9.83 (0.41)	9.63 (0.93)	9.83 (0.42)	9.88 (0.3)
C. Inflation: most recent year	5.82 (20.91)	8.20 (9.01)	9.49 (2.54)	9.60 (1.99)	9.69 (1.54)	9.99 (0.04)	9.75 (1.23)
D. Freedom to own foreign currency bank accounts	0.00	10.00	10.00	10.00	10.00	10.00	10.00
4. Freedom to Trade Internationally	8.00	7.83	8.99	8.03	7.83	8.26	8.24
A. Tariffs	8.99	8.48	9.18	8.39	8.34	8.36	8.23
(i) Revenue from trade taxes (% of trade sector)	9.73 (0.4)	9.80 (0.3)	9.78 (0.33)	9.59 (0.62)	9.63 (0.55)	9.10 (1.35)	9.00 (1.5)
(ii) Mean tariff rate	8.24 (8.8)	8.52 (7.4)	9.52 (2.4)	9.46 (2.7)	8.98 (5.1)	8.98 (5.1)	8.98 (5.1)
(iii) Standard deviation of tariff rates		7.12 (7.2)	8.24 (4.4)	6.13 (9.67)	6.41 (8.98)	7.00 (7.5)	6.70 (8.26)
B. Regulatory trade barriers			8.43	7.18	6.89	8.07	8.17
(i) Non-tariff trade barriers			7.68	7.00	6.41	6.18	6.38
(ii) Compliance costs of importing and exporting			9.17	7.36	7.36	9.96	9.96
C. Black-market exchange rates	10.00	10.00	10.00	10.00	10.00	10.00	10.00
D. Controls of the movement of capital and people	5.00	5.00	8.36	6.56	6.10	6.59	6.57
(i) Foreign ownership / investment restrictions			9.04	5.59	4.97	5.11	5.05
(ii) Capital controls	5.00	5.00	7.69	7.69	6.92	6.92	6.92
(iii) Freedom of foreigners to visit				6.40	6.42	7.74	7.74
5. Regulation	4.57	5.56	6.63	7.14	7.26	7.47	7.54
A. Credit market regulations	5.02	6.93	8.21	8.76	9.27	9.54	9.60
(i) Ownership of banks	5.00	5.00	5.00	8.00	10.00	10.00	10.00
(ii) Private sector credit	6.06	5.80	9.64	8.28	7.81	8.61	8.81
(iii) Interest rate controls / negative real interest rates	4.00	10.00	10.00	10.00	10.00	10.00	10.00
B. Labor market regulations	4.12	4.20	4.58	6.49	6.48	6.77	6.81
(i) Hiring regulations and minimum wage			4.01	6.70	3.90	5.57	5.57
(ii) Hiring and firing regulations		2.62	2.10	2.80	3.26	3.03	3.24
(iii) Centralized collective bargaining	4.49	4.49	3.68	3.59	3.70	4.00	4.05
(iv) Hours regulations	6.86	6.69	4.84	6.00	8.00	8.00	8.00
(v) Mandated cost of worker dismissal			9.81	9.81	10.00	10.00	10.00
(vi) Conscription	1.00	3.00	3.00	10.00	10.00	10.00	10.00
C. Business regulations			7.12	6.17	6.05	6.11	6.20
(i) Administrative requirements			6.85	1.73	1.81	1.60	1.85
(ii) Bureaucracy costs			6.05	6.08	7.12	7.11	7.33
(iii) Starting a business			9.32	9.34	9.58	9.65	9.66
(iv) Extra payments / bribes / favoritism			7.39	7.44	4.51	3.76	3.79
(v) Licensing restrictions				6.46	6.46	7.20	7.20
(vi) Cost of tax compliance			5.96	5.96	6.81	7.31	7.33

Jamaica

	1980	1990	2000	2005	2010	2015	2017
	Rating (Rank)	Rating (Rank)	Rating (Rank)	Rating (Rank)	Rating (Rank)	Rating (Rank)	Rating (Rank)
Summary Ratings (Rank)	3.99 (85)	5.54 (52)	7.41 (35)	7.42 (40)	6.98 (67)	7.25 (56)	7.17 (61)
	Rating (Data)	Rating (Data)	Rating (Data)	Rating (Data)	Rating (Data)	Rating (Data)	Rating (Data)
1. Size of Government	2.29	7.11	7.94	8.22	7.68	7.57	7.46
A. Government consumption	4.68 (24.08)	6.35 (18.4)	6.09 (19.3)	6.70 (17.23)	6.73 (17.11)	7.48 (14.56)	7.47 (14.61)
B. Transfers and subsidies		9.59 (2)	10.00 (0)	9.92 (0.78)	9.76 (1.39)	8.38 (6.45)	8.38 (6.45)
C. Government enterprises and investment	2.00 (46.5)	8.00 (16.5)	10.00 (10.3)	10.00 (6.1)	7.00 (21.92)	7.00 (21.92)	7.00
D. Top marginal tax rate	0.00	6.00	8.00	8.00	7.00	7.00	6.50
(i) Top marginal income tax rate	0.00 (80)	7.00 (33)	9.00 (25)	9.00 (25)	8.00 (35)	9.00 (25)	8.00 (30)
(ii) Top marginal income and payroll tax rate		5.00 (37)	7.00 (31)	7.00 (33)	6.00 (44)	5.00 (39)	5.00 (40)
E. State Ownership of Assets	2.47	5.60	5.60	6.50	7.90	7.97	7.96
2. Legal System and Property Rights	3.28	4.23	5.04	4.84	4.70	5.16	5.07
A. Judicial independence				5.40	5.72	6.47	6.38
B. Impartial courts			4.90	4.67	3.97	4.05	4.11
C. Protection of property rights	4.20	5.30	4.10	6.59	5.52	6.18	5.93
D. Military interference in rule of law and politics			10.00	10.00	10.00	10.00	10.00
E. Integrity of the legal system	1.70	3.30	3.33	4.17	3.33	4.17	3.33
F. Legal enforcement of contracts			3.44	3.44	2.76	3.55	3.27
G. Regulatory costs of the sale of real property			4.49	4.52	6.84	6.44	6.42
H. Reliability of police				2.97	4.23	4.65	4.51
I. Business costs of crime				1.78	1.53	2.20	2.87
<i>Gender Disparity Adjustment</i>	1.00	1.00	1.00	1.00	0.93	0.95	0.95
3. Sound Money	5.19	4.96	8.72	8.64	7.98	8.68	8.49
A. Money growth	6.54 (17.28)	7.76 (11.21)	8.62 (6.89)	8.37 (8.13)	8.18 (9.09)	5.88 (20.6)	5.40 (23.02)
B. Standard deviation of inflation	7.88 (5.29)	8.20 (4.49)	7.90 (5.26)	9.24 (1.89)	6.24 (9.4)	9.60 (1.01)	9.45 (1.38)
C. Inflation: most recent year	6.33 (18.34)	3.86 (30.69)	8.37 (8.17)	6.94 (15.3)	7.48 (12.61)	9.26 (3.68)	9.12 (4.38)
D. Freedom to own foreign currency bank accounts	0.00	0.00	10.00	10.00	10.00	10.00	10.00
4. Freedom to Trade Internationally	3.35	4.40	7.92	7.73	7.20	6.93	6.84
A. Tariffs	8.05	6.60	7.28	7.50	7.50	5.34	5.04
(i) Revenue from trade taxes (% of trade sector)	9.40 (0.9)		8.49 (2.27)	8.17 (2.75)	8.25 (2.63)	2.22 (11.67)	1.31 (13.04)
(ii) Mean tariff rate	6.70 (16.5)	6.60 (17)	7.88 (10.6)	8.54 (7.3)	8.50 (7.5)	8.30 (8.5)	8.30 (8.5)
(iii) Standard deviation of tariff rates			5.48 (11.3)	5.80 (10.51)	5.74 (10.65)	5.51 (11.22)	5.51 (11.22)
B. Regulatory trade barriers			6.20	6.45	6.51	6.18	6.12
(i) Non-tariff trade barriers			5.73	5.86	6.00	6.90	6.54
(ii) Compliance costs of importing and exporting			6.67	7.03	7.03	5.45	5.69
C. Black-market exchange rates	0.00	4.60	10.00	10.00	10.00	10.00	10.00
D. Controls of the movement of capital and people	2.00	2.00	8.18	6.97	4.80	6.21	6.19
(i) Foreign ownership / investment restrictions			8.67	7.63	6.55	7.08	7.03
(ii) Capital controls	2.00	2.00	7.69	5.38	0.00	1.54	1.54
(iii) Freedom of foreigners to visit				7.90	7.85	10.00	10.00
5. Regulation	5.85	7.02	7.42	7.68	7.36	7.91	7.98
A. Credit market regulations	5.06	8.72	8.76	9.47	8.23	9.56	9.56
(i) Ownership of banks		10.00	10.00	10.00	10.00	10.00	10.00
(ii) Private sector credit	6.13	8.17	7.27	9.42	5.70	9.68	9.67
(iii) Interest rate controls / negative real interest rates	4.00	8.00	9.00	9.00	9.00	9.00	9.00
B. Labor market regulations			6.68	7.63	7.81	7.86	7.94
(i) Hiring regulations and minimum wage			3.98	8.90	8.90	8.90	8.90
(ii) Hiring and firing regulations			4.77	5.27	4.86	4.70	5.02
(iii) Centralized collective bargaining			7.07	7.35	6.52	6.99	7.17
(iv) Hours regulations			10.00	10.00	10.00	10.00	10.00
(v) Mandated cost of worker dismissal			4.25	4.25	6.55	6.55	6.55
(vi) Conscription	10.00	10.00	10.00	10.00	10.00	10.00	10.00
C. Business regulations			6.84	5.93	6.05	6.32	6.45
(i) Administrative requirements			6.83	2.85	2.68	3.57	3.67
(ii) Bureaucracy costs			6.88	5.41	5.91	5.11	5.56
(iii) Starting a business			8.85	9.65	9.70	9.63	9.86
(iv) Extra payments / bribes / favoritism			6.28	6.10	4.49	3.78	4.04
(v) Licensing restrictions				6.22	8.14	8.81	8.61
(vi) Cost of tax compliance			5.36	5.36	5.36	7.00	6.95

Japan

	1980	1990	2000	2005	2010	2015	2017
	Rating (Rank)	Rating (Rank)	Rating (Rank)	Rating (Rank)	Rating (Rank)	Rating (Rank)	Rating (Rank)
Summary Ratings (Rank)	7.46 (7)	8.07 (8)	8.06 (16)	7.97 (13)	7.73 (17)	7.85 (16)	7.86 (17)
	Rating (Data)	Rating (Data)	Rating (Data)	Rating (Data)	Rating (Data)	Rating (Data)	Rating (Data)
1. Size of Government	6.27	6.50	6.61	6.41	6.00	5.74	5.73
A. Government consumption	7.56 (14.29)	7.80 (13.47)	5.04 (22.85)	4.76 (23.82)	4.26 (25.5)	4.17 (25.83)	4.07 (26.17)
B. Transfers and subsidies	7.63 (9.2)	7.00 (11.5)	6.81 (12.2)	5.10 (18.47)	3.95 (22.72)	4.13 (22.06)	4.16 (21.92)
C. Government enterprises and investment	8.00 (19.6)	7.00 (20.4)	7.00 (20.16)	8.00 (16.28)	8.00 (17.54)	8.00 (15.69)	8.00 (15.47)
D. Top marginal tax rate	0.00	1.50	5.00	5.00	5.00	3.00	3.00
(i) Top marginal income tax rate	0.00 (75)	2.00 (65)	5.00 (50)	5.00 (50)	5.00 (50)	3.00 (56)	3.00 (56)
(ii) Top marginal income and payroll tax rate		1.00 (69)	5.00 (50)	5.00 (50)	5.00 (50)	3.00 (56)	3.00 (56)
E. State Ownership of Assets	8.16	9.19	9.19	9.19	8.79	9.39	9.43
2. Legal System and Property Rights	7.91	7.73	7.94	7.88	7.39	7.60	7.62
A. Judicial independence			8.02	7.60	8.05	8.47	8.43
B. Impartial courts			7.01	7.31	5.92	6.57	6.54
C. Protection of property rights	8.80	10.00	7.55	8.73	7.81	8.62	8.41
D. Military interference in rule of law and politics			10.00	8.33	8.33	8.33	8.33
E. Integrity of the legal system	10.00	8.30	8.33	8.33	8.33	8.33	8.33
F. Legal enforcement of contracts			6.37	6.37	5.80	6.33	6.33
G. Regulatory costs of the sale of real property			8.29	8.06	7.86	7.85	7.85
H. Reliability of police				7.79	8.10	8.55	8.61
I. Business costs of crime				8.43	7.45	7.19	7.38
<i>Gender Disparity Adjustment</i>	1.00	1.00	1.00	1.00	0.97	0.95	0.95
3. Sound Money	8.28	9.80	9.65	9.66	9.89	9.63	9.52
A. Money growth	9.92 (0.39)	9.96 (0.22)	9.09 (4.56)	8.80 (6)	9.93 (-0.33)	9.38 (3.12)	8.64 (6.8)
B. Standard deviation of inflation	9.28 (1.8)	9.66 (0.84)	9.65 (0.89)	9.91 (0.22)	9.76 (0.61)	9.30 (1.76)	9.54 (1.15)
C. Inflation: most recent year	8.91 (5.44)	9.58 (2.12)	9.86 (-0.71)	9.95 (-0.27)	9.86 (-0.72)	9.84 (0.79)	9.91 (0.47)
D. Freedom to own foreign currency bank accounts	5.00	10.00	10.00	10.00	10.00	10.00	10.00
4. Freedom to Trade Internationally	6.92	8.74	8.57	7.65	7.37	8.07	8.18
A. Tariffs	8.75	8.23	8.43	6.11	7.14	7.71	7.66
(i) Revenue from trade taxes (% of trade sector)	9.40 (0.9)	9.40 (0.9)	9.00 (1.5)	9.00 (1.5)	9.63 (0.56)	9.63 (0.55)	9.63 (0.56)
(ii) Mean tariff rate	8.10 (9.5)	8.62 (6.9)	9.10 (4.5)	9.34 (3.3)	9.12 (4.4)	9.20 (4)	9.20 (4)
(iii) Standard deviation of tariff rates		6.68 (8.3)	7.20 (7)	0.00 (25.59)	2.66 (18.35)	4.30 (14.24)	4.14 (14.64)
B. Regulatory trade barriers			7.46	7.33	6.90	7.06	7.49
(i) Non-tariff trade barriers			5.42	6.03	5.16	5.30	6.09
(ii) Compliance costs of importing and exporting			9.50	8.64	8.64	8.82	8.89
C. Black-market exchange rates	10.00	10.00	10.00	10.00	10.00	10.00	10.00
D. Controls of the movement of capital and people	2.00	8.00	8.40	7.16	5.46	7.52	7.59
(i) Foreign ownership / investment restrictions			9.11	6.31	5.78	7.00	7.23
(ii) Capital controls	2.00	8.00	7.69	8.46	3.85	8.46	8.46
(iii) Freedom of foreigners to visit				6.70	6.75	7.08	7.08
5. Regulation	7.92	7.59	7.51	8.22	7.98	8.19	8.25
A. Credit market regulations	7.82	7.97	7.68	8.81	8.38	8.64	8.69
(i) Ownership of banks	5.00	5.00	5.00	8.00	8.00	8.00	8.00
(ii) Private sector credit	8.45	8.91	8.05	8.44	7.13	7.93	8.08
(iii) Interest rate controls / negative real interest rates	10.00	10.00	10.00	10.00	10.00	10.00	10.00
B. Labor market regulations	8.03	7.20	7.01	8.47	8.30	8.15	8.13
(i) Hiring regulations and minimum wage			3.99	8.90	8.90	8.90	8.90
(ii) Hiring and firing regulations		4.82	4.18	4.62	2.97	3.71	3.93
(iii) Centralized collective bargaining	7.93	7.93	7.40	8.37	7.96	8.29	7.96
(iv) Hours regulations	6.16	6.07	6.85	9.30	10.00	8.00	8.00
(v) Mandated cost of worker dismissal			9.63	9.63	10.00	10.00	10.00
(vi) Conscription	10.00	10.00	10.00	10.00	10.00	10.00	10.00
C. Business regulations			7.85	7.39	7.26	7.76	7.93
(i) Administrative requirements			6.50	4.29	3.66	4.34	4.65
(ii) Bureaucracy costs			9.13	7.14	8.64	9.33	9.33
(iii) Starting a business			8.65	9.18	9.18	9.56	9.57
(iv) Extra payments / bribes / favoritism			8.50	8.94	8.06	7.59	7.44
(v) Licensing restrictions				8.71	7.72	7.71	8.06
(vi) Cost of tax compliance			6.47	6.08	6.30	8.04	8.55

Jordan

	1980	1990	2000	2005	2010	2015	2017
	Rating (Rank)	Rating (Rank)	Rating (Rank)	Rating (Rank)	Rating (Rank)	Rating (Rank)	Rating (Rank)
Summary Ratings (Rank)	5.06 (58)	5.32 (61)	6.96 (54)	7.27 (47)	7.37 (39)	7.43 (44)	7.44 (43)
	Rating (Data)	Rating (Data)	Rating (Data)	Rating (Data)	Rating (Data)	Rating (Data)	Rating (Data)
1. Size of Government	4.40	5.56	5.61	6.11	6.97	7.21	7.55
A. Government consumption	3.89 (26.78)	4.37 (25.14)	4.75 (23.84)	6.66 (17.34)	5.53 (21.2)	6.23 (18.83)	5.84 (20.13)
B. Transfers and subsidies	8.42 (6.3)	9.13 (3.7)	9.56 (2.13)	6.42 (13.63)	8.35 (6.55)	8.37 (6.5)	8.22 (7.02)
C. Government enterprises and investment	2.00 (48.7)	6.00 (27.6)	2.00 (43.6)	7.00 (23.9)	8.00 (19.2)	8.00 (15.54)	10.00 (14.42)
D. Top marginal tax rate		5.00	8.00	5.00	7.50	7.50	7.50
(i) Top marginal income tax rate		5.00 (45)	8.00 (30)	7.00 (35)	10.00 (14)	10.00 (20)	10.00 (20)
(ii) Top marginal income and payroll tax rate				3.00 (46.39)	5.00 (40)	5.00 (36)	5.00 (37)
E. State Ownership of Assets	3.29	3.29	3.75	5.46	5.46	5.94	6.20
2. Legal System and Property Rights	1.81	3.10	5.09	5.28	4.79	4.76	4.81
A. Judicial independence			8.18	6.53	5.59	6.58	6.59
B. Impartial courts			6.85	6.32	4.74	5.45	5.14
C. Protection of property rights	1.60	4.60	6.05	6.63	6.98	6.67	6.46
D. Military interference in rule of law and politics			8.33	8.33	8.33	7.50	6.67
E. Integrity of the legal system	1.70	3.30	6.67	6.67	6.67	6.67	5.83
F. Legal enforcement of contracts			3.38	3.38	3.38	3.38	3.73
G. Regulatory costs of the sale of real property			6.32	6.32	7.14	6.64	6.72
H. Reliability of police				8.27	7.64	8.32	8.15
I. Business costs of crime				8.64	7.73	6.44	6.50
<i>Gender Disparity Adjustment</i>	0.56	0.56	0.56	0.56	0.48	0.49	0.55
3. Sound Money	6.82	6.20	9.67	9.21	9.12	9.66	9.49
A. Money growth	5.86 (20.7)	8.36 (8.18)	9.85 (0.75)	8.03 (9.87)	9.46 (2.72)	9.46 (2.68)	9.35 (3.24)
B. Standard deviation of inflation	6.64 (8.4)	6.74 (8.14)	8.97 (2.57)	9.51 (1.23)	8.04 (4.89)	9.34 (1.64)	9.28 (1.81)
C. Inflation: most recent year	9.78 (1.1)	9.71 (-1.45)	9.87 (0.67)	9.30 (3.49)	9.00 (5.01)	9.83 (-0.87)	9.34 (3.32)
D. Freedom to own foreign currency bank accounts	5.00	0.00	10.00	10.00	10.00	10.00	10.00
4. Freedom to Trade Internationally	5.76	4.81	7.29	7.94	7.89	7.63	7.54
A. Tariffs	5.27	4.63	4.35	6.54	6.95	7.05	7.05
(i) Revenue from trade taxes (% of trade sector)	5.27 (7.1)	6.67 (5)	6.98 (4.53)	8.21 (2.68)	9.13 (1.3)	9.15 (1.27)	9.15 (1.27)
(ii) Mean tariff rate			5.20 (24)	7.52 (12.4)	8.00 (10)	8.00 (10)	8.02 (9.9)
(iii) Standard deviation of tariff rates		2.60 (18.5)	0.88 (22.8)	3.88 (15.3)	3.72 (15.7)	4.00 (15)	3.98 (15.05)
B. Regulatory trade barriers			6.59	6.73	6.87	6.15	5.87
(i) Non-tariff trade barriers			5.35	6.26	5.61	5.11	5.02
(ii) Compliance costs of importing and exporting			7.83	7.20	8.14	7.20	6.73
C. Black-market exchange rates	10.00	7.80	10.00	10.00	10.00	10.00	10.00
D. Controls of the movement of capital and people	2.00	2.00	8.20	8.51	7.74	7.31	7.25
(i) Foreign ownership / investment restrictions			8.71	7.83	6.28	5.79	5.58
(ii) Capital controls	2.00	2.00	7.69	7.69	6.92	6.15	6.15
(iii) Freedom of foreigners to visit				10.00	10.00	10.00	10.00
5. Regulation	6.49	6.93	7.17	7.81	8.08	7.91	7.79
A. Credit market regulations	7.01	5.80	8.03	8.94	8.90	8.83	8.72
(i) Ownership of banks	5.00	5.00	5.00	10.00	10.00	10.00	10.00
(ii) Private sector credit	9.02	8.39	9.10	6.82	6.70	6.50	6.16
(iii) Interest rate controls / negative real interest rates		4.00	10.00	10.00	10.00	10.00	10.00
B. Labor market regulations		8.07	7.02	8.39	8.41	7.90	7.68
(i) Hiring regulations and minimum wage			3.75	8.90	8.90	8.90	7.77
(ii) Hiring and firing regulations		6.27	4.45	3.91	4.11	5.53	5.24
(iii) Centralized collective bargaining	7.93	7.93	7.80	7.93	7.44	6.98	7.09
(iv) Hours regulations			6.51	10.00	10.00	6.00	6.00
(v) Mandated cost of worker dismissal			9.63	9.63	10.00	10.00	10.00
(vi) Conscription	10.00	10.00	10.00	10.00	10.00	10.00	10.00
C. Business regulations			6.44	6.10	6.92	6.98	6.96
(i) Administrative requirements			7.55	4.33	3.79	4.56	4.23
(ii) Bureaucracy costs			4.60	3.07	5.30	4.22	4.44
(iii) Starting a business			4.79	5.91	9.47	9.36	9.35
(iv) Extra payments / bribes / favoritism			6.37	7.08	5.44	5.50	5.33
(v) Licensing restrictions				7.34	8.81	9.87	9.82
(vi) Cost of tax compliance			8.87	8.87	8.70	8.37	8.58

Kazakhstan

	1980	1990	2000	2005	2010	2015	2017
	Rating (Rank)	Rating (Rank)	Rating (Rank)	Rating (Rank)	Rating (Rank)	Rating (Rank)	Rating (Rank)
Summary Ratings (Rank)				6.77 (73)	6.85 (76)	7.14 (65)	7.10 (68)
	Rating (Data)	Rating (Data)	Rating (Data)	Rating (Data)	Rating (Data)	Rating (Data)	Rating (Data)
1. Size of Government			5.25	7.62	7.37	6.96	7.02
A. Government consumption				6.39 (18.27)	6.48 (17.97)	6.53 (17.8)	6.69 (17.24)
B. Transfers and subsidies				8.76 (5.06)	8.89 (4.59)	8.55 (5.82)	8.63 (5.51)
C. Government enterprises and investment			4.00	8.00 (16.34)	7.00 (20.85)	6.00 (27.3)	6.00 (27.3)
D. Top marginal tax rate				9.50	9.00	9.00	9.00
(i) Top marginal income tax rate				10.00 (20)	10.00 (10)	10.00 (10)	10.00 (10)
(ii) Top marginal income and payroll tax rate				9.00 (25)	8.00 (30)	8.00 (30)	8.00 (30)
E. State Ownership of Assets		4.53	6.49	5.45	5.47	4.72	4.77
2. Legal System and Property Rights				5.71	5.56	5.61	5.30
A. Judicial independence				2.89	2.90	4.90	4.49
B. Impartial courts				4.13	3.76	4.81	4.20
C. Protection of property rights				4.89	4.29	5.61	5.17
D. Military interference in rule of law and politics				8.33	8.33	8.33	8.33
E. Integrity of the legal system				6.67	6.67	5.83	5.83
F. Legal enforcement of contracts				6.19	6.19	6.34	6.34
G. Regulatory costs of the sale of real property				8.62	9.21	9.90	9.90
H. Reliability of police				4.56	3.84	5.13	5.22
I. Business costs of crime				5.11	5.77	7.02	6.91
<i>Gender Disparity Adjustment</i>	1.00	1.00	1.00	1.00	0.96	0.74	0.69
3. Sound Money				6.85	8.24	8.95	8.89
A. Money growth				5.86 (20.71)	7.20 (13.99)	9.54 (2.28)	8.82 (5.92)
B. Standard deviation of inflation				8.07 (4.82)	7.20 (7)	7.58 (6.05)	8.25 (4.39)
C. Inflation: most recent year				8.48 (7.58)	8.58 (7.12)	8.67 (6.65)	8.51 (7.44)
D. Freedom to own foreign currency bank accounts				5.00	10.00	10.00	10.00
4. Freedom to Trade Internationally				6.12	5.57	6.38	6.62
A. Tariffs			9.56	9.49	6.70	7.19	7.67
(i) Revenue from trade taxes (% of trade sector)			9.56 (0.66)	9.43 (0.85)	6.46 (5.31)	6.59 (5.11)	6.99 (4.51)
(ii) Mean tariff rate				9.54 (2.3)	8.16 (9.2)	8.44 (7.8)	8.70 (6.5)
(iii) Standard deviation of tariff rates					5.47 (11.32)	6.54 (8.66)	7.32 (6.7)
B. Regulatory trade barriers				2.42	3.04	5.28	5.78
(i) Non-tariff trade barriers				4.59	4.94	5.68	5.81
(ii) Compliance costs of importing and exporting				0.25	1.13	4.88	5.76
C. Black-market exchange rates				10.00	10.00	10.00	10.00
D. Controls of the movement of capital and people				2.56	2.56	3.06	3.01
(i) Foreign ownership / investment restrictions				6.14	5.38	5.21	5.07
(ii) Capital controls				1.54	2.31	2.31	2.31
(iii) Freedom of foreigners to visit				0.00	0.00	1.66	1.66
5. Regulation				7.57	7.51	7.82	7.70
A. Credit market regulations				10.00	8.92	8.60	8.93
(i) Ownership of banks				10.00	8.00	8.00	8.00
(ii) Private sector credit			10.00	10.00	8.76	7.80	8.80
(iii) Interest rate controls / negative real interest rates				10.00	10.00	10.00	10.00
B. Labor market regulations				7.35	7.08	7.53	7.24
(i) Hiring regulations and minimum wage				10.00	10.00	10.00	10.00
(ii) Hiring and firing regulations				7.61	5.70	5.59	5.12
(iii) Centralized collective bargaining				8.34	7.53	7.33	6.07
(iv) Hours regulations				8.00	10.00	10.00	10.00
(v) Mandated cost of worker dismissal				9.17	9.25	9.25	9.25
(vi) Conscription				1.00	0.00	3.00	3.00
C. Business regulations				5.37	6.52	7.33	6.92
(i) Administrative requirements				3.40	3.85	4.72	4.44
(ii) Bureaucracy costs				4.23	6.52	7.11	6.00
(iii) Starting a business				9.18	9.38	9.71	9.84
(iv) Extra payments / bribes / favoritism				5.54	3.81	4.64	4.04
(v) Licensing restrictions				2.90	7.67	9.81	9.26
(vi) Cost of tax compliance				6.96	7.89	8.00	7.96

Kenya

	1980	1990	2000	2005	2010	2015	2017
	Rating (Rank)	Rating (Rank)	Rating (Rank)	Rating (Rank)	Rating (Rank)	Rating (Rank)	Rating (Rank)
Summary Ratings (Rank)	4.81 (61)	5.42 (57)	7.08 (44)	7.10 (55)	6.92 (70)	7.07 (72)	7.05 (70)
	Rating (Data)	Rating (Data)	Rating (Data)	Rating (Data)	Rating (Data)	Rating (Data)	Rating (Data)
1. Size of Government	3.64	5.05	7.15	8.32	7.72	7.59	7.43
A. Government consumption	4.65 (24.2)	4.96 (23.14)	6.15 (19.1)	6.36 (18.37)	7.21 (15.5)	7.26 (15.3)	7.58 (14.24)
B. Transfers and subsidies	9.51 (2.3)	9.37 (2.8)	9.21 (3.4)	9.91 (0.84)	9.79 (1.27)	9.81 (1.18)	8.85 (4.72)
C. Government enterprises and investment	0.00 (55.1)	2.00 (47.1)	6.00 (27.3)	10.00 (13.33)	6.00 (29.43)	6.00 (25.31)	6.00 (25.31)
D. Top marginal tax rate	1.00	3.00	7.00	8.00	8.00	8.00	8.00
(i) Top marginal income tax rate	1.00 (65)	3.00 (50)	7.00 (32)	8.00 (30)	8.00 (30)	8.00 (30)	8.00 (30)
(ii) Top marginal income and payroll tax rate		3.00 (50)	7.00 (32)	8.00 (30)	8.00 (30)	8.00 (30)	8.00 (30)
E. State Ownership of Assets	3.06	5.91	7.38	7.34	7.62	6.88	6.74
2. Legal System and Property Rights	4.20	5.01	4.64	4.26	4.05	4.75	5.20
A. Judicial independence				3.32	3.24	5.07	5.47
B. Impartial courts			3.43	3.33	4.10	4.77	4.82
C. Protection of property rights	5.20	3.20		4.90	4.42	5.60	6.03
D. Military interference in rule of law and politics			5.00	6.67	6.67	6.67	5.83
E. Integrity of the legal system	3.30	8.30	3.33	3.89	3.33	3.33	5.00
F. Legal enforcement of contracts			4.88	4.88	4.09	4.42	4.42
G. Regulatory costs of the sale of real property			7.95	7.27	7.38	6.84	7.10
H. Reliability of police				3.85	3.68	4.77	5.20
I. Business costs of crime				2.43	4.12	2.94	3.46
<i>Gender Disparity Adjustment</i>	1.00	0.89	0.89	0.89	0.78	0.92	0.98
3. Sound Money	6.17	6.66	8.76	8.62	8.74	9.10	9.23
A. Money growth	9.07 (4.63)	8.85 (5.77)	8.60 (6.99)	7.80 (10.98)	7.38 (13.11)	8.79 (6.06)	9.14 (4.29)
B. Standard deviation of inflation	7.53 (6.18)	9.44 (1.39)	8.44 (3.89)	8.75 (3.12)	8.38 (4.05)	8.93 (2.68)	9.36 (1.59)
C. Inflation: most recent year	8.09 (9.55)	8.35 (8.23)	8.00 (9.98)	7.94 (10.31)	9.21 (3.96)	8.68 (6.58)	8.40 (8.01)
D. Freedom to own foreign currency bank accounts	0.00	0.00	10.00	10.00	10.00	10.00	10.00
4. Freedom to Trade Internationally	3.98	3.87	7.04	6.63	6.85	6.62	6.70
A. Tariffs	3.94	2.81	5.79	6.88	6.87	6.74	6.72
(i) Revenue from trade taxes (% of trade sector)	5.93 (6.1)	5.80 (6.3)	6.31 (5.54)	7.75 (3.38)	7.80 (3.3)	7.60 (3.6)	7.53 (3.7)
(ii) Mean tariff rate	1.94 (40.3)	1.26 (43.7)	6.14 (19.3)	7.58 (12.1)	7.50 (12.5)	7.42 (12.9)	7.44 (12.8)
(iii) Standard deviation of tariff rates		1.36 (21.6)	4.92 (12.7)	5.33 (11.68)	5.30 (11.75)	5.20 (12)	5.19 (12.03)
B. Regulatory trade barriers			7.00	4.78	6.00	5.26	5.52
(i) Non-tariff trade barriers				4.14	5.52	5.29	5.35
(ii) Compliance costs of importing and exporting			7.00	5.42	6.49	5.22	5.68
C. Black-market exchange rates	8.00	8.80	10.00	10.00	10.00	10.00	10.00
D. Controls of the movement of capital and people	0.00	0.00	5.38	4.87	4.52	4.49	4.56
(i) Foreign ownership / investment restrictions				6.49	6.17	5.87	6.09
(ii) Capital controls	0.00	0.00	5.38	4.62	3.85	3.85	3.85
(iii) Freedom of foreigners to visit				3.50	3.54	3.76	3.76
5. Regulation	6.06	6.50	7.80	7.67	7.23	7.30	6.70
A. Credit market regulations	6.17	7.33	8.00	10.00	8.48	8.04	6.67
(i) Ownership of banks	2.00	5.00	5.00	10.00	10.00	10.00	10.00
(ii) Private sector credit	8.52	6.99	10.00	10.00	6.44	4.12	0.00
(iii) Interest rate controls / negative real interest rates	8.00	10.00	9.00	10.00	9.00	10.00	10.00
B. Labor market regulations			7.60	7.55	7.57	7.77	7.15
(i) Hiring regulations and minimum wage			7.80	6.70	7.77	6.67	6.67
(ii) Hiring and firing regulations			5.83	5.86	6.69	5.11	5.51
(iii) Centralized collective bargaining			6.33	7.11	6.65	7.20	6.44
(iv) Hours regulations			10.00	10.00	8.00	8.00	8.00
(v) Mandated cost of worker dismissal			5.64	5.64	6.30	9.63	6.30
(vi) Conscription	10.00	10.00	10.00	10.00	10.00	10.00	10.00
C. Business regulations				5.47	5.63	6.08	6.28
(i) Administrative requirements				2.91	3.37	4.81	5.02
(ii) Bureaucracy costs				4.34	4.70	3.33	3.78
(iii) Starting a business			7.93	7.78	8.55	9.07	9.00
(iv) Extra payments / bribes / favoritism				4.41	3.01	3.14	3.57
(v) Licensing restrictions				8.22	8.59	8.30	8.32
(vi) Cost of tax compliance			5.83	5.16	5.59	7.81	7.99

Korea, South

	1980	1990	2000	2005	2010	2015	2017
	Rating (Rank)	Rating (Rank)	Rating (Rank)	Rating (Rank)	Rating (Rank)	Rating (Rank)	Rating (Rank)
Summary Ratings (Rank)	5.42 (46)	6.43 (34)	6.94 (56)	7.47 (33)	7.50 (31)	7.57 (34)	7.59 (33)
	Rating (Data)	Rating (Data)	Rating (Data)	Rating (Data)	Rating (Data)	Rating (Data)	Rating (Data)
1. Size of Government	6.15	6.72	6.37	6.69	6.84	6.97	7.04
A. Government consumption	7.29 (15.23)	7.10 (15.87)	6.37 (18.33)	5.55 (21.13)	5.13 (22.56)	4.90 (23.34)	4.65 (24.18)
B. Transfers and subsidies	9.59 (2)	9.35 (2.9)	7.68 (9.01)	7.10 (11.13)	8.28 (6.83)	7.04 (11.38)	7.08 (11.2)
C. Government enterprises and investment	7.00 (22.6)	8.00 (19.2)	6.00 (25.5)	8.00 (18.82)	8.00 (17.11)	10.00 (14.71)	10.00 (14.59)
D. Top marginal tax rate	0.00	1.50	5.00	6.00	6.00	5.50	6.00
(i) Top marginal income tax rate	0.00 (89)	2.00 (64)	5.00 (44)	6.00 (39)	6.00 (39)	6.00 (42)	7.00 (44)
(ii) Top marginal income and payroll tax rate		1.00 (66)	5.00 (44)	6.00 (39)	6.00 (39)	5.00 (46)	5.00 (48)
E. State Ownership of Assets	6.88	7.66	6.79	6.79	6.79	7.41	7.44
2. Legal System and Property Rights	5.80	5.45	6.54	6.90	6.38	6.45	6.47
A. Judicial independence			4.68	5.21	4.59	4.82	4.82
B. Impartial courts			5.18	5.26	3.71	4.70	4.52
C. Protection of property rights	6.60	8.60	5.00	7.40	5.92	6.45	6.71
D. Military interference in rule of law and politics			8.33	6.67	6.67	6.67	6.67
E. Integrity of the legal system	8.30	3.30	6.67	8.33	8.33	8.33	8.33
F. Legal enforcement of contracts			8.11	8.11	8.11	7.51	7.51
G. Regulatory costs of the sale of real property			7.79	8.12	8.12	8.22	8.22
H. Reliability of police				6.49	6.49	7.17	7.29
I. Business costs of crime				6.56	6.57	6.52	6.32
<i>Gender Disparity Adjustment</i>	0.78	1.00	1.00	1.00	0.96	0.92	0.93
3. Sound Money	5.29	6.59	8.27	9.53	9.58	9.66	9.60
A. Money growth	7.32 (13.39)	9.11 (4.47)	9.68 (-1.62)	9.23 (3.86)	9.57 (2.14)	9.06 (4.68)	9.11 (4.45)
B. Standard deviation of inflation	8.79 (3.02)	9.22 (1.94)	8.87 (2.83)	9.42 (1.45)	9.32 (1.69)	9.73 (0.68)	9.69 (0.79)
C. Inflation: most recent year	5.03 (24.87)	8.02 (9.91)	9.55 (2.27)	9.45 (2.75)	9.41 (2.93)	9.86 (0.71)	9.61 (1.94)
D. Freedom to own foreign currency bank accounts	0.00	0.00	5.00	10.00	10.00	10.00	10.00
4. Freedom to Trade Internationally	4.80	7.42	7.21	7.21	7.60	7.55	7.59
A. Tariffs	6.59	7.46	8.35	5.86	5.64	5.60	5.61
(i) Revenue from trade taxes (% of trade sector)	7.27 (4.1)	7.73 (3.4)	9.15 (1.28)	9.37 (0.95)	9.35 (0.97)	9.57 (0.65)	9.57 (0.64)
(ii) Mean tariff rate	5.92 (20.4)	7.34 (13.3)	8.26 (8.7)	8.20 (9)	7.58 (12.1)	7.22 (13.9)	7.26 (13.7)
(iii) Standard deviation of tariff rates		7.32 (6.7)	7.64 (5.9)	0.00 (49.37)	0.00 (49.25)	0.00 (56.3)	0.00 (56.31)
B. Regulatory trade barriers			6.93	7.19	6.98	7.40	7.55
(i) Non-tariff trade barriers			5.18	5.98	4.82	5.21	5.52
(ii) Compliance costs of importing and exporting			8.67	8.41	9.14	9.59	9.59
C. Black-market exchange rates	7.80	9.80	10.00	10.00	10.00	10.00	10.00
D. Controls of the movement of capital and people	0.00	5.00	3.58	5.79	7.76	7.19	7.21
(i) Foreign ownership / investment restrictions			7.16	5.82	5.60	5.40	5.47
(ii) Capital controls	0.00	5.00	0.00	1.54	7.69	6.15	6.15
(iii) Freedom of foreigners to visit				10.00	10.00	10.00	10.00
5. Regulation	5.05	5.96	6.33	7.01	7.12	7.21	7.26
A. Credit market regulations	6.13	8.33	8.33	9.33	9.33	9.32	9.33
(i) Ownership of banks	5.00	5.00	5.00	8.00	8.00	8.00	8.00
(ii) Private sector credit	9.40	10.00	10.00	10.00	10.00	9.95	10.00
(iii) Interest rate controls / negative real interest rates	4.00	10.00	10.00	10.00	10.00	10.00	10.00
B. Labor market regulations		3.59	3.76	4.84	4.68	4.74	4.84
(i) Hiring regulations and minimum wage			4.14	8.90	6.67	5.57	5.57
(ii) Hiring and firing regulations		3.53	4.70	4.71	3.76	3.75	4.31
(iii) Centralized collective bargaining	7.24	7.24	6.17	7.87	7.11	6.62	6.64
(iv) Hours regulations			6.01	6.00	8.00	10.00	10.00
(v) Mandated cost of worker dismissal			1.56	1.56	2.52	2.52	2.52
(vi) Conscription	0.00	0.00	0.00	0.00	0.00	0.00	0.00
C. Business regulations			6.90	6.86	7.36	7.56	7.61
(i) Administrative requirements			6.52	3.54	2.73	3.32	3.66
(ii) Bureaucracy costs			7.65	6.31	9.24	10.00	9.78
(iii) Starting a business			8.20	8.28	9.62	9.72	9.72
(iv) Extra payments / bribes / favoritism			5.40	6.51	5.22	4.43	4.64
(v) Licensing restrictions				9.79	9.86	9.99	9.99
(vi) Cost of tax compliance			6.75	6.75	7.48	7.89	7.89

Kuwait

	1980	1990	2000	2005	2010	2015	2017
	Rating (Rank)	Rating (Rank)	Rating (Rank)	Rating (Rank)	Rating (Rank)	Rating (Rank)	Rating (Rank)
Summary Ratings (Rank)	3.72 (91)	4.94 (73)	6.77 (62)	6.91 (67)	6.67 (88)	6.33 (113)	6.41 (114)
	Rating (Data)	Rating (Data)	Rating (Data)	Rating (Data)	Rating (Data)	Rating (Data)	Rating (Data)
1. Size of Government	3.12	2.95	5.37	5.85	4.81	4.93	5.22
A. Government consumption	3.95 (26.58)	0.00 (40.57)	1.41 (35.21)	2.07 (32.97)	0.68 (37.7)	0.94 (36.79)	0.99 (36.64)
B. Transfers and subsidies		7.46 (9.83)	7.08 (11.22)	7.82 (8.49)	7.04 (11.35)	6.90 (11.89)	6.90 (11.89)
C. Government enterprises and investment	2.00 (43.5)	2.00 (46)	6.00 (28.84)	7.00 (20.33)	4.00 (32.3)	4.00 (33.62)	4.00 (33.62)
D. Top marginal tax rate			10.00	10.00	10.00	10.00	10.00
(i) Top marginal income tax rate			10.00 (0)	10.00 (0)	10.00 (0)	10.00 (0)	10.00 (0)
(ii) Top marginal income and payroll tax rate			10.00 (0)	10.00 (0)	10.00 (0)	10.00 (20)	10.00 (20)
E. State Ownership of Assets	3.42	2.35	2.35	2.35	2.35	2.82	4.23
2. Legal System and Property Rights	1.47	2.17	5.99	5.81	5.65	4.99	4.98
A. Judicial independence				6.98	6.88	6.22	6.04
B. Impartial courts			7.51	6.76	5.06	5.47	5.05
C. Protection of property rights	1.00	1.90		6.32	6.63	5.73	6.00
D. Military interference in rule of law and politics			8.33	8.33	8.33	8.33	8.33
E. Integrity of the legal system		2.50	8.33	8.33	8.33	6.67	6.67
F. Legal enforcement of contracts			5.06	5.06	5.06	5.07	5.07
G. Regulatory costs of the sale of real property			8.39	8.80	8.95	8.91	9.17
H. Reliability of police				7.40	6.66	6.78	6.74
I. Business costs of crime				7.70	7.96	7.23	6.74
<i>Gender Disparity Adjustment</i>	0.59	0.59	0.59	0.59	0.59	0.49	0.50
3. Sound Money	5.18	7.51	8.09	7.84	8.07	7.58	8.35
A. Money growth	7.16 (14.18)	9.95 (-0.24)	9.89 (-0.55)	7.13 (14.35)	9.07 (4.67)	8.81 (5.97)	9.54 (2.29)
B. Standard deviation of inflation	2.07 (19.83)	4.55 (13.62)	2.98 (17.55)	5.06 (12.36)	4.00 (15)	2.17 (19.57)	4.31 (14.23)
C. Inflation: most recent year	1.49 (42.57)	8.03 (9.83)	9.50 (2.51)	9.18 (4.12)	9.20 (4.02)	9.35 (3.27)	9.57 (2.17)
D. Freedom to own foreign currency bank accounts	10.00		10.00	10.00	10.00	10.00	10.00
4. Freedom to Trade Internationally		7.07	7.96	7.56	7.59	6.74	6.76
A. Tariffs		9.20	9.27	8.83	8.84	8.78	8.72
(i) Revenue from trade taxes (% of trade sector)		9.20 (1.2)	9.27 (1.09)	9.49 (0.76)	9.53 (0.71)	9.38 (0.93)	9.38 (0.93)
(ii) Mean tariff rate				9.06 (4.7)	9.06 (4.7)	9.06 (4.7)	9.06 (4.7)
(iii) Standard deviation of tariff rates				7.94 (5.15)	7.93 (5.17)	7.89 (5.26)	7.71 (5.73)
B. Regulatory trade barriers				7.25	7.27	4.01	4.44
(i) Non-tariff trade barriers				7.27	6.90	5.26	5.29
(ii) Compliance costs of importing and exporting				7.24	7.64	2.77	3.59
C. Black-market exchange rates	10.00	10.00	10.00	10.00	10.00	10.00	10.00
D. Controls of the movement of capital and people	2.00	2.00	4.61	4.14	4.23	4.17	3.88
(i) Foreign ownership / investment restrictions				3.72	3.60	3.24	3.13
(ii) Capital controls	2.00	2.00	4.61	4.61	5.00	3.08	2.31
(iii) Freedom of foreigners to visit				4.10	4.09	6.20	6.20
5. Regulation	5.13	4.99	6.46	7.47	7.24	7.39	6.72
A. Credit market regulations	7.41	7.50	7.22	8.33	8.33	10.00	9.00
(i) Ownership of banks	5.00	5.00	5.00	10.00	10.00	10.00	10.00
(ii) Private sector credit	9.83	10.00	9.67	10.00	10.00	10.00	10.00
(iii) Interest rate controls / negative real interest rates			7.00	5.00	5.00	10.00	7.00
B. Labor market regulations			5.69	7.78	7.16	6.69	5.42
(i) Hiring regulations and minimum wage			10.00	10.00	10.00	10.00	10.00
(ii) Hiring and firing regulations				5.53	4.83	4.80	4.87
(iii) Centralized collective bargaining				8.40	7.76	6.92	6.27
(iv) Hours regulations			10.00	10.00	6.00	4.00	4.00
(v) Mandated cost of worker dismissal			2.77	2.77	4.39	4.39	4.39
(vi) Conscription	1.00	0.00	0.00	10.00	10.00	10.00	3.00
C. Business regulations				6.30	6.23	5.48	5.74
(i) Administrative requirements				3.16	2.72	3.15	4.02
(ii) Bureaucracy costs				1.65	3.33	1.33	1.56
(iii) Starting a business			8.37	8.53	8.73	7.97	8.84
(iv) Extra payments / bribes / favoritism				7.13	5.37	4.14	4.00
(v) Licensing restrictions				8.68	8.58	7.39	7.15
(vi) Cost of tax compliance			8.68	8.68	8.68	8.90	8.90

Kyrgyz Republic

	1980	1990	2000	2005	2010	2015	2017
	Rating (Rank)	Rating (Rank)	Rating (Rank)	Rating (Rank)	Rating (Rank)	Rating (Rank)	Rating (Rank)
Summary Ratings (Rank)				6.44 (85)	6.58 (93)	6.78 (87)	6.92 (77)
	Rating (Data)	Rating (Data)	Rating (Data)	Rating (Data)	Rating (Data)	Rating (Data)	Rating (Data)
1. Size of Government			4.26	6.10	7.22	6.94	7.03
A. Government consumption				6.43 (18.13)	6.34 (18.44)	6.89 (16.56)	6.58 (17.63)
B. Transfers and subsidies				9.43 (2.6)	8.62 (5.57)	7.15 (10.96)	7.22 (10.69)
C. Government enterprises and investment			4.00	4.00 (33.25)	6.00 (25.07)	6.00 (25.5)	6.00 (25.5)
D. Top marginal tax rate					8.50	8.50	8.50
(i) Top marginal income tax rate					10.00 (10)	10.00 (10)	10.00 (10)
(ii) Top marginal income and payroll tax rate					7.00 (31)	7.00 (32)	7.00 (32)
E. State Ownership of Assets		0.00	4.53	4.53	6.62	6.17	6.84
2. Legal System and Property Rights				3.98	4.31	4.20	4.26
A. Judicial independence				1.59	1.52	3.82	3.50
B. Impartial courts				2.44	2.62	3.44	3.34
C. Protection of property rights				3.33	2.37	4.22	4.23
D. Military interference in rule of law and politics				3.10	3.80	4.00	5.20
E. Integrity of the legal system							
F. Legal enforcement of contracts				6.74	6.74	4.52	4.52
G. Regulatory costs of the sale of real property				9.22	9.18	9.87	9.87
H. Reliability of police				2.11	2.93	3.72	4.13
I. Business costs of crime				3.28	5.99	4.97	5.56
<i>Gender Disparity Adjustment</i>	1.00	1.00	1.00	1.00	0.96	0.74	0.69
3. Sound Money				8.65	8.21	8.64	9.27
A. Money growth				6.34 (18.28)	7.20 (14.02)	9.10 (4.5)	8.64 (6.8)
B. Standard deviation of inflation				9.11 (2.22)	7.22 (6.94)	6.74 (8.14)	9.06 (2.35)
C. Inflation: most recent year				9.13 (4.35)	8.41 (7.97)	8.70 (6.5)	9.36 (3.18)
D. Freedom to own foreign currency bank accounts				10.00	10.00	10.00	10.00
4. Freedom to Trade Internationally				6.61	6.38	7.40	7.36
A. Tariffs			9.69	8.80	8.69	8.27	8.10
(i) Revenue from trade taxes (% of trade sector)			9.69 (0.47)	9.63 (0.55)	9.01 (1.48)	8.65 (2.03)	7.93 (3.1)
(ii) Mean tariff rate				9.04 (4.8)	9.08 (4.6)	8.52 (7.4)	8.68 (6.6)
(iii) Standard deviation of tariff rates				7.72 (5.71)	7.98 (5.06)	7.63 (5.92)	7.68 (5.81)
B. Regulatory trade barriers				2.15	2.49	6.46	6.44
(i) Non-tariff trade barriers				3.98	4.47	4.89	5.05
(ii) Compliance costs of importing and exporting				0.32	0.50	8.02	7.83
C. Black-market exchange rates				10.00	10.00	10.00	10.00
D. Controls of the movement of capital and people				5.50	4.36	4.88	4.91
(i) Foreign ownership / investment restrictions				4.91	3.80	4.36	4.45
(ii) Capital controls				5.38	3.08	1.54	1.54
(iii) Freedom of foreigners to visit				6.20	6.20	8.74	8.74
5. Regulation				6.86	6.78	6.73	6.68
A. Credit market regulations				9.19	7.86	8.36	8.38
(i) Ownership of banks				10.00	8.00	8.00	8.00
(ii) Private sector credit			8.05	9.56	7.57	9.08	9.13
(iii) Interest rate controls / negative real interest rates				8.00	8.00	8.00	8.00
B. Labor market regulations				6.51	6.46	5.91	5.72
(i) Hiring regulations and minimum wage				6.70	5.00	5.00	5.00
(ii) Hiring and firing regulations				7.35	6.55	4.62	4.47
(iii) Centralized collective bargaining				7.59	8.43	7.10	6.12
(iv) Hours regulations				8.00	10.00	10.00	10.00
(v) Mandated cost of worker dismissal				8.42	7.76	7.76	7.76
(vi) Conscription				1.00	1.00	1.00	1.00
C. Business regulations				4.88	6.03	5.91	5.95
(i) Administrative requirements				1.83	3.45	4.19	3.81
(ii) Bureaucracy costs				2.97	4.70	2.67	3.11
(iii) Starting a business				9.21	9.64	9.66	9.66
(iv) Extra payments / bribes / favoritism				3.53	2.45	2.87	3.03
(v) Licensing restrictions				4.03	8.29	8.60	8.60
(vi) Cost of tax compliance				7.74	7.65	7.48	7.48

Laos

	1980	1990	2000	2005	2010	2015	2017
	Rating (Rank)	Rating (Rank)	Rating (Rank)	Rating (Rank)	Rating (Rank)	Rating (Rank)	Rating (Rank)
Summary Ratings (Rank)						6.65 (96)	6.67 (95)
	Rating (Data)	Rating (Data)	Rating (Data)	Rating (Data)	Rating (Data)	Rating (Data)	Rating (Data)
1. Size of Government						6.83	6.27
A. Government consumption						6.62 (17.5)	6.91 (16.51)
B. Transfers and subsidies						9.84 (1.1)	9.89 (0.9)
C. Government enterprises and investment							4.00 (31.54)
D. Top marginal tax rate						9.00	9.00
(i) Top marginal income tax rate						9.00 (24)	9.00 (24)
(ii) Top marginal income and payroll tax rate						9.00 (24)	9.00 (24)
E. State Ownership of Assets	0.00	1.21	1.57	1.57	1.57	1.87	1.55
2. Legal System and Property Rights						5.98	5.61
A. Judicial independence						4.67	4.72
B. Impartial courts						4.89	4.54
C. Protection of property rights						4.60	4.83
D. Military interference in rule of law and politics						7.60	7.50
E. Integrity of the legal system							
F. Legal enforcement of contracts						5.21	3.08
G. Regulatory costs of the sale of real property						8.67	8.45
H. Reliability of police						5.72	5.34
I. Business costs of crime						6.49	6.39
<i>Gender Disparity Adjustment</i>	1.00	1.00	1.00	1.00	1.00	1.00	1.00
3. Sound Money						7.35	7.38
A. Money growth					6.10 (19.49)	6.10 (19.49)	6.10 (19.49)
B. Standard deviation of inflation						8.53 (3.66)	8.57 (3.57)
C. Inflation: most recent year						9.74 (1.28)	9.83 (0.83)
D. Freedom to own foreign currency bank accounts						5.00	5.00
4. Freedom to Trade Internationally						6.77	7.54
A. Tariffs						7.85	8.22
(i) Revenue from trade taxes (% of trade sector)						8.95 (1.58)	9.02 (1.47)
(ii) Mean tariff rate						8.00 (10)	8.30 (8.5)
(iii) Standard deviation of tariff rates						6.60 (8.5)	7.35 (6.63)
B. Regulatory trade barriers						3.59	6.42
(i) Non-tariff trade barriers						5.57	5.39
(ii) Compliance costs of importing and exporting						1.61	7.44
C. Black-market exchange rates						10.00	10.00
D. Controls of the movement of capital and people						5.65	5.54
(i) Foreign ownership / investment restrictions						5.27	5.07
(ii) Capital controls						1.67	1.54
(iii) Freedom of foreigners to visit						10.00	10.00
5. Regulation						6.31	6.53
A. Credit market regulations						8.27	9.13
(i) Ownership of banks							
(ii) Private sector credit						8.54	8.25
(iii) Interest rate controls / negative real interest rates						8.00	10.00
B. Labor market regulations						4.92	4.82
(i) Hiring regulations and minimum wage						5.57	5.57
(ii) Hiring and firing regulations						5.01	4.63
(iii) Centralized collective bargaining						6.94	6.69
(iv) Hours regulations						10.00	10.00
(v) Mandated cost of worker dismissal						1.02	1.02
(vi) Conscription						1.00	1.00
C. Business regulations						5.75	5.66
(i) Administrative requirements						4.84	4.70
(ii) Bureaucracy costs					3.33	1.78	2.44
(iii) Starting a business						7.81	6.60
(iv) Extra payments / bribes / favoritism						4.56	4.84
(v) Licensing restrictions						9.57	9.41
(vi) Cost of tax compliance						5.94	5.94

Latvia

	1980	1990	2000	2005	2010	2015	2017
	Rating (Rank)	Rating (Rank)	Rating (Rank)	Rating (Rank)	Rating (Rank)	Rating (Rank)	Rating (Rank)
Summary Ratings (Rank)			7.62 (25)	7.67 (25)	7.45 (33)	7.85 (16)	7.73 (24)
	Rating (Data)	Rating (Data)	Rating (Data)	Rating (Data)	Rating (Data)	Rating (Data)	Rating (Data)
1. Size of Government		4.71	7.09	7.57	6.49	6.82	6.78
A. Government consumption		7.65 (13.99)	4.94 (23.22)	5.25 (22.15)	5.18 (22.4)	5.05 (22.82)	5.09 (22.71)
B. Transfers and subsidies			5.80 (15.91)	7.63 (9.2)	5.60 (16.66)	6.31 (14.06)	6.24 (14.3)
C. Government enterprises and investment			10.00 (6.2)	10.00 (11.02)	7.00 (24.27)	7.00 (21.49)	7.00 (20.96)
D. Top marginal tax rate			6.00	6.50	5.50	6.50	6.50
(i) Top marginal income tax rate			9.00 (25)	9.00 (25)	8.00 (26)	9.00 (23)	9.00 (23)
(ii) Top marginal income and payroll tax rate			3.00 (48)	4.00 (45)	3.00 (47)	4.00 (44)	4.00 (44)
E. State Ownership of Assets		1.77	8.72	8.47	9.17	9.23	9.06
2. Legal System and Property Rights			7.05	6.72	6.40	6.40	6.29
A. Judicial independence				4.65	4.68	4.96	4.43
B. Impartial courts			6.20	4.58	3.44	3.22	2.90
C. Protection of property rights			3.82	6.46	5.22	5.69	5.38
D. Military interference in rule of law and politics			8.33	8.33	8.33	8.33	8.33
E. Integrity of the legal system			8.33	8.33	8.33	8.33	8.33
F. Legal enforcement of contracts			7.32	7.39	6.28	5.53	5.53
G. Regulatory costs of the sale of real property			8.27	8.32	9.00	9.03	9.03
H. Reliability of police				5.53	5.34	5.31	5.66
I. Business costs of crime				6.89	6.98	7.19	7.01
<i>Gender Disparity Adjustment</i>	1.00	1.00	1.00	1.00	1.00	1.00	1.00
3. Sound Money		6.43	8.55	8.68	8.93	9.47	9.28
A. Money growth			6.81 (15.97)	7.41 (12.93)	9.23 (-3.86)	8.75 (6.25)	8.17 (9.15)
B. Standard deviation of inflation		7.44 (6.39)	7.93 (5.17)	8.65 (3.37)	6.72 (8.2)	9.17 (2.07)	9.53 (1.17)
C. Inflation: most recent year		6.85 (15.74)	9.47 (2.65)	8.65 (6.76)	9.78 (-1.09)	9.96 (0.2)	9.41 (2.93)
D. Freedom to own foreign currency bank accounts		5.00	10.00	10.00	10.00	10.00	10.00
4. Freedom to Trade Internationally			8.19	8.15	8.05	8.35	8.36
A. Tariffs			8.33	8.39	8.34	8.36	8.23
(i) Revenue from trade taxes (% of trade sector)			9.78 (0.33)	9.59 (0.62)	9.63 (0.55)	9.10 (1.35)	9.00 (1.5)
(ii) Mean tariff rate			8.88 (5.6)	9.46 (2.7)	8.98 (5.1)	8.98 (5.1)	8.98 (5.1)
(iii) Standard deviation of tariff rates			6.32 (9.2)	6.13 (9.67)	6.41 (8.98)	7.00 (7.5)	6.70 (8.26)
B. Regulatory trade barriers			6.82	7.46	7.49	7.90	8.14
(i) Non-tariff trade barriers			5.30	6.42	6.33	6.37	6.86
(ii) Compliance costs of importing and exporting			8.33	8.49	8.64	9.42	9.42
C. Black-market exchange rates		0.00	10.00	10.00	10.00	10.00	10.00
D. Controls of the movement of capital and people		0.00	7.60	6.73	6.37	7.13	7.08
(i) Foreign ownership / investment restrictions			8.28	6.87	5.77	6.72	6.58
(ii) Capital controls		0.00	6.92	6.92	6.92	6.92	6.92
(iii) Freedom of foreigners to visit				6.40	6.42	7.74	7.74
5. Regulation			7.24	7.23	7.39	8.24	7.94
A. Credit market regulations			9.61	9.58	8.57	9.75	9.24
(i) Ownership of banks			10.00	10.00	8.00	10.00	10.00
(ii) Private sector credit			9.19	9.74	7.72	9.26	9.72
(iii) Interest rate controls / negative real interest rates			10.00	9.00	10.00	10.00	8.00
B. Labor market regulations			5.42	5.71	6.71	7.64	7.54
(i) Hiring regulations and minimum wage			3.33	3.30	2.23	5.00	5.00
(ii) Hiring and firing regulations			3.93	5.26	5.28	4.64	4.18
(iii) Centralized collective bargaining			7.85	8.30	7.00	8.42	8.31
(iv) Hours regulations			6.00	6.00	8.00	10.00	10.00
(v) Mandated cost of worker dismissal			8.42	8.42	7.76	7.76	7.76
(vi) Conscription		0.00	3.00	3.00	10.00	10.00	10.00
C. Business regulations			6.68	6.40	6.88	7.32	7.05
(i) Administrative requirements			7.18	3.88	3.80	3.84	3.48
(ii) Bureaucracy costs			4.73	4.53	8.79	9.33	9.11
(iii) Starting a business			9.25	9.37	9.46	9.81	9.81
(iv) Extra payments / bribes / favoritism			5.84	6.44	4.93	4.32	3.99
(v) Licensing restrictions				7.79	7.54	8.52	7.79
(vi) Cost of tax compliance			6.41	6.41	6.75	8.11	8.11

Lebanon

	1980	1990	2000	2005	2010	2015	2017
	Rating (Rank)	Rating (Rank)	Rating (Rank)	Rating (Rank)	Rating (Rank)	Rating (Rank)	Rating (Rank)
Summary Ratings (Rank)					7.14 (59)	7.06 (74)	6.97 (75)
	Rating (Data)	Rating (Data)	Rating (Data)	Rating (Data)	Rating (Data)	Rating (Data)	Rating (Data)
1. Size of Government				8.20	8.83	8.50	8.36
A. Government consumption				7.30 (15.18)	8.16 (12.27)	8.01 (12.78)	8.21 (12.08)
B. Transfers and subsidies					8.73 (5.18)	8.13 (7.37)	8.02 (7.75)
C. Government enterprises and investment				10.00 (11.9)	10.00 (7.15)	10.00 (5.85)	10.00 (10.85)
D. Top marginal tax rate					10.00	9.00	9.00
(i) Top marginal income tax rate					10.00 (20)	10.00 (20)	10.00 (20)
(ii) Top marginal income and payroll tax rate						8.00 (26)	8.00 (26)
E. State Ownership of Assets	7.29	7.29	7.29	7.29	7.29	7.39	6.55
2. Legal System and Property Rights					4.16	4.05	3.84
A. Judicial independence					2.48	3.40	3.43
B. Impartial courts					2.94	3.36	2.92
C. Protection of property rights					5.76	5.49	5.29
D. Military interference in rule of law and politics					3.33	3.33	3.33
E. Integrity of the legal system					6.67	6.67	6.67
F. Legal enforcement of contracts					3.16	3.16	3.16
G. Regulatory costs of the sale of real property					7.62	7.42	7.33
H. Reliability of police					3.94	4.18	4.29
I. Business costs of crime					6.25	4.82	4.51
<i>Gender Disparity Adjustment</i>	0.78	0.78	0.78	0.78	0.78	0.74	0.69
3. Sound Money					9.33	9.57	9.56
A. Money growth					9.35 (3.26)	9.86 (0.69)	9.76 (1.22)
B. Standard deviation of inflation					8.78 (3.05)	9.16 (2.09)	9.36 (1.61)
C. Inflation: most recent year					9.20 (3.99)	9.25 (-3.75)	9.14 (4.32)
D. Freedom to own foreign currency bank accounts					10.00	10.00	10.00
4. Freedom to Trade Internationally					7.16	6.87	6.75
A. Tariffs					7.09	7.87	7.64
(i) Revenue from trade taxes (% of trade sector)					8.67 (2)	9.13 (1.3)	9.10 (1.35)
(ii) Mean tariff rate					8.74 (6.3)	8.88 (5.6)	8.80 (6)
(iii) Standard deviation of tariff rates					3.88 (15.31)	5.59 (11.03)	5.01 (12.48)
B. Regulatory trade barriers					6.06	4.25	4.08
(i) Non-tariff trade barriers					5.80	5.38	5.04
(ii) Compliance costs of importing and exporting					6.32	3.12	3.12
C. Black-market exchange rates					10.00	10.00	10.00
D. Controls of the movement of capital and people					5.47	5.35	5.29
(i) Foreign ownership / investment restrictions					5.79	5.22	5.04
(ii) Capital controls					1.54	1.54	1.54
(iii) Freedom of foreigners to visit					9.07	9.29	9.29
5. Regulation					6.20	6.29	6.36
A. Credit market regulations					5.00	6.67	6.67
(i) Ownership of banks						10.00	10.00
(ii) Private sector credit				0.00	0.00	0.00	0.00
(iii) Interest rate controls / negative real interest rates					10.00	10.00	10.00
B. Labor market regulations					8.11	7.12	7.50
(i) Hiring regulations and minimum wage					5.57	5.57	5.57
(ii) Hiring and firing regulations					5.25	4.77	4.92
(iii) Centralized collective bargaining					7.82	6.87	6.51
(iv) Hours regulations					10.00	8.00	8.00
(v) Mandated cost of worker dismissal					10.00	7.51	10.00
(vi) Conscription					10.00	10.00	10.00
C. Business regulations					5.49	5.09	4.90
(i) Administrative requirements					3.35	3.40	3.24
(ii) Bureaucracy costs					2.88	0.67	0.44
(iii) Starting a business					8.89	8.96	8.97
(iv) Extra payments / bribes / favoritism					2.90	2.62	2.39
(v) Licensing restrictions					6.92	6.93	6.39
(vi) Cost of tax compliance					7.98	7.97	7.97

Lesotho

	1980	1990	2000	2005	2010	2015	2017
	Rating (Rank)	Rating (Rank)	Rating (Rank)	Rating (Rank)	Rating (Rank)	Rating (Rank)	Rating (Rank)
Summary Ratings (Rank)				5.88 (114)	6.21 (116)	6.60 (98)	6.50 (109)
	Rating (Data)	Rating (Data)	Rating (Data)	Rating (Data)	Rating (Data)	Rating (Data)	Rating (Data)
1. Size of Government				5.34	5.50	5.42	5.56
A. Government consumption				2.74 (30.67)	3.82 (27)	2.45 (31.66)	2.74 (30.69)
B. Transfers and subsidies				7.16 (10.92)	8.71 (5.22)	9.10 (3.8)	9.15 (3.63)
C. Government enterprises and investment				4.00 (31.66)	2.00 (44.64)	0.00 (58.6)	0.00 (58.6)
D. Top marginal tax rate						8.00	8.00
(i) Top marginal income tax rate						8.00 (30)	8.00 (30)
(ii) Top marginal income and payroll tax rate						8.00 (30)	8.00 (30)
E. State Ownership of Assets	5.71	6.53	7.45	7.45	7.45	7.54	7.94
2. Legal System and Property Rights				3.10	4.32	5.76	5.35
A. Judicial independence				5.00	3.13	5.89	4.52
B. Impartial courts				4.68	3.36	4.29	4.13
C. Protection of property rights				3.95	4.08	5.36	4.29
D. Military interference in rule of law and politics				7.10	7.60	6.00	5.60
E. Integrity of the legal system							
F. Legal enforcement of contracts				4.04	3.82	3.93	3.93
G. Regulatory costs of the sale of real property				5.36	5.46	6.49	6.56
H. Reliability of police				3.74	3.93	7.83	7.55
I. Business costs of crime				3.29	4.49	8.95	8.96
<i>Gender Disparity Adjustment</i>	0.11	0.11	0.33	0.33	0.93	0.89	0.88
3. Sound Money				8.08	7.84	7.91	7.73
A. Money growth				8.92 (5.38)	8.08 (9.62)	8.66 (6.71)	8.79 (6.06)
B. Standard deviation of inflation				9.10 (2.24)	9.00 (2.5)	8.61 (3.46)	8.21 (4.47)
C. Inflation: most recent year				9.31 (3.44)	9.28 (3.58)	9.36 (3.18)	8.94 (5.32)
D. Freedom to own foreign currency bank accounts				5.00	5.00	5.00	5.00
4. Freedom to Trade Internationally				5.99	6.18	6.47	6.45
A. Tariffs			0.00	4.57	4.67	4.69	5.54
(i) Revenue from trade taxes (% of trade sector)			0.00 (15.81)	0.00 (17.36)	0.00 (23.76)	0.00 (17.02)	2.48 (11.28)
(ii) Mean tariff rate				8.02 (9.9)	8.48 (7.6)	8.48 (7.6)	8.48 (7.6)
(iii) Standard deviation of tariff rates				5.70 (10.74)	5.53 (11.17)	5.59 (11.02)	5.65 (10.87)
B. Regulatory trade barriers				4.28	5.10	7.00	6.66
(i) Non-tariff trade barriers				5.15	4.81	4.28	3.52
(ii) Compliance costs of importing and exporting				3.42	5.38	9.73	9.80
C. Black-market exchange rates				10.00	10.00	10.00	10.00
D. Controls of the movement of capital and people				5.11	4.95	4.17	3.60
(i) Foreign ownership / investment restrictions				6.71	6.24	5.11	4.16
(ii) Capital controls				2.31	2.31	2.31	1.54
(iii) Freedom of foreigners to visit				6.30	6.31	5.09	5.09
5. Regulation				6.89	7.20	7.46	7.40
A. Credit market regulations		9.92		10.00	10.00	9.67	9.67
(i) Ownership of banks				10.00	10.00	10.00	10.00
(ii) Private sector credit		9.92	10.00	10.00	10.00	10.00	10.00
(iii) Interest rate controls / negative real interest rates				10.00	10.00	9.00	9.00
B. Labor market regulations				6.77	6.56	6.64	6.62
(i) Hiring regulations and minimum wage				7.80	7.77	6.67	6.67
(ii) Hiring and firing regulations				4.49	4.34	4.38	4.17
(iii) Centralized collective bargaining				4.38	6.12	4.23	4.31
(iv) Hours regulations				8.00	8.00	8.00	8.00
(v) Mandated cost of worker dismissal				5.92	6.55	6.55	6.55
(vi) Conscription				10.00		10.00	10.00
C. Business regulations				3.90	5.06	6.08	5.92
(i) Administrative requirements				2.53	3.42	5.38	4.72
(ii) Bureaucracy costs				1.30	5.45	4.44	4.44
(iii) Starting a business				7.19	8.42	8.99	9.00
(iv) Extra payments / bribes / favoritism				5.32	3.56	3.30	3.12
(v) Licensing restrictions				3.40	3.12	7.98	7.91
(vi) Cost of tax compliance				3.68	6.37	6.37	6.33

Liberia

	1980	1990	2000	2005	2010	2015	2017
	Rating (Rank)	Rating (Rank)	Rating (Rank)	Rating (Rank)	Rating (Rank)	Rating (Rank)	Rating (Rank)
Summary Ratings (Rank)						6.94 (79)	6.56 (105)
	Rating (Data)	Rating (Data)	Rating (Data)	Rating (Data)	Rating (Data)	Rating (Data)	Rating (Data)
1. Size of Government						8.47	7.19
A. Government consumption						8.82 (10.01)	8.67 (10.52)
B. Transfers and subsidies						8.64 (5.47)	8.64 (5.47)
C. Government enterprises and investment							4.00 (37.91)
D. Top marginal tax rate						8.00	8.00
(i) Top marginal income tax rate						9.00 (25)	9.00 (25)
(ii) Top marginal income and payroll tax rate						7.00 (31)	7.00 (31)
E. State Ownership of Assets	6.08	6.07	5.42	8.33	8.30	8.43	6.65
2. Legal System and Property Rights						4.68	4.22
A. Judicial independence						4.66	3.96
B. Impartial courts						4.61	4.01
C. Protection of property rights						5.31	4.63
D. Military interference in rule of law and politics						5.00	5.00
E. Integrity of the legal system						5.30	3.33
F. Legal enforcement of contracts						2.87	2.87
G. Regulatory costs of the sale of real property						4.90	4.63
H. Reliability of police						4.29	4.38
I. Business costs of crime						5.14	5.16
<i>Gender Disparity Adjustment</i>	0.89	0.89	0.89	0.89	1.00	1.00	1.00
3. Sound Money						9.12	9.03
A. Money growth					5.28 (23.59)	9.41 (-2.95)	9.68 (1.61)
B. Standard deviation of inflation						8.62 (3.44)	8.94 (2.65)
C. Inflation: most recent year						8.44 (7.78)	7.52 (12.42)
D. Freedom to own foreign currency bank accounts						10.00	10.00
4. Freedom to Trade Internationally						6.10	6.20
A. Tariffs						7.14	7.14
(i) Revenue from trade taxes (% of trade sector)						6.43 (5.35)	6.43 (5.35)
(ii) Mean tariff rate						7.96 (10.2)	7.96 (10.2)
(iii) Standard deviation of tariff rates						7.02 (7.45)	7.02 (7.45)
B. Regulatory trade barriers						2.23	2.33
(i) Non-tariff trade barriers						4.46	4.67
(ii) Compliance costs of importing and exporting						0.00	0.00
C. Black-market exchange rates						10.00	10.00
D. Controls of the movement of capital and people						5.04	5.34
(i) Foreign ownership / investment restrictions						4.89	5.78
(ii) Capital controls						8.46	8.46
(iii) Freedom of foreigners to visit						1.77	1.77
5. Regulation						6.35	6.17
A. Credit market regulations						5.67	5.67
(i) Ownership of banks						8.00	8.00
(ii) Private sector credit				10.00		0.00	0.00
(iii) Interest rate controls / negative real interest rates						9.00	9.00
B. Labor market regulations						6.75	6.37
(i) Hiring regulations and minimum wage						10.00	6.67
(ii) Hiring and firing regulations						4.68	4.55
(iii) Centralized collective bargaining						4.72	5.91
(iv) Hours regulations						8.00	8.00
(v) Mandated cost of worker dismissal						3.09	3.09
(vi) Conscription					10.00	10.00	10.00
C. Business regulations						6.63	6.49
(i) Administrative requirements						4.86	4.62
(ii) Bureaucracy costs					4.09	2.44	3.33
(iii) Starting a business						9.68	9.29
(iv) Extra payments / bribes / favoritism						4.64	3.82
(v) Licensing restrictions						9.70	9.43
(vi) Cost of tax compliance						8.44	8.44

Libya

	1980	1990	2000	2005	2010	2015	2017
	Rating (Rank)	Rating (Rank)	Rating (Rank)	Rating (Rank)	Rating (Rank)	Rating (Rank)	Rating (Rank)
Summary Ratings (Rank)						4.93 (154)	4.45 (161)
	Rating (Data)	Rating (Data)	Rating (Data)	Rating (Data)	Rating (Data)	Rating (Data)	Rating (Data)
1. Size of Government					0.50	3.42	3.65
A. Government consumption					1.28 (35.66)	0.00 (55.52)	0.00 (59.86)
B. Transfers and subsidies							
C. Government enterprises and investment					0.00 (78.85)	0.00	0.00
D. Top marginal tax rate						9.50	9.50
(i) Top marginal income tax rate						10.00 (14)	10.00 (14)
(ii) Top marginal income and payroll tax rate						9.00 (25)	9.00 (25)
E. State Ownership of Assets	0.24	0.24	0.24	0.24	0.24	4.18	5.12
2. Legal System and Property Rights						3.21	3.58
A. Judicial independence						3.40	3.40
B. Impartial courts						2.33	2.40
C. Protection of property rights						3.28	3.28
D. Military interference in rule of law and politics						5.00	5.00
E. Integrity of the legal system						6.67	6.67
F. Legal enforcement of contracts						3.62	3.62
G. Regulatory costs of the sale of real property							
H. Reliability of police						1.67	4.66
I. Business costs of crime						2.45	2.45
<i>Gender Disparity Adjustment</i>	0.80	0.80	0.80	0.80	0.80	0.80	0.82
3. Sound Money						7.00	6.50
A. Money growth					6.76 (16.19)	7.47 (12.67)	7.12 (14.41)
B. Standard deviation of inflation						2.50 (18.75)	4.57 (13.57)
C. Inflation: most recent year						8.04 (9.8)	4.30 (28.5)
D. Freedom to own foreign currency bank accounts						10.00	10.00
4. Freedom to Trade Internationally						4.76	2.35
A. Tariffs							
(i) Revenue from trade taxes (% of trade sector)							
(ii) Mean tariff rate							
(iii) Standard deviation of tariff rates							
B. Regulatory trade barriers						4.88	5.01
(i) Non-tariff trade barriers						5.51	5.75
(ii) Compliance costs of importing and exporting						4.26	4.26
C. Black-market exchange rates						7.37	0.00
D. Controls of the movement of capital and people						2.04	2.04
(i) Foreign ownership / investment restrictions						5.01	5.01
(ii) Capital controls						0.77	0.77
(iii) Freedom of foreigners to visit						0.33	0.33
5. Regulation						6.24	6.16
A. Credit market regulations						10.00	8.50
(i) Ownership of banks							
(ii) Private sector credit						10.00	10.00
(iii) Interest rate controls / negative real interest rates						10.00	7.00
B. Labor market regulations						5.76	6.78
(i) Hiring regulations and minimum wage						6.10	7.23
(ii) Hiring and firing regulations						2.65	4.35
(iii) Centralized collective bargaining						5.39	6.70
(iv) Hours regulations						6.00	8.00
(v) Mandated cost of worker dismissal						4.39	4.39
(vi) Conscription						10.00	10.00
C. Business regulations						2.96	3.20
(i) Administrative requirements						3.21	4.27
(ii) Bureaucracy costs					0.00	0.00	0.00
(iii) Starting a business						8.41	8.55
(iv) Extra payments / bribes / favoritism						3.13	3.13
(v) Licensing restrictions							
(vi) Cost of tax compliance						0.03	0.03

Lithuania

	1980	1990	2000	2005	2010	2015	2017
	Rating (Rank)	Rating (Rank)	Rating (Rank)	Rating (Rank)	Rating (Rank)	Rating (Rank)	Rating (Rank)
Summary Ratings (Rank)			7.25 (40)	7.46 (35)	7.44 (35)	7.90 (14)	7.88 (16)
	Rating (Data)	Rating (Data)	Rating (Data)	Rating (Data)	Rating (Data)	Rating (Data)	Rating (Data)
1. Size of Government		3.83	7.09	6.80	6.64	7.34	7.39
A. Government consumption		4.34 (25.25)	4.44 (24.9)	5.78 (20.35)	4.83 (23.57)	5.36 (21.78)	5.74 (20.49)
B. Transfers and subsidies			6.92 (11.82)	6.83 (12.13)	5.35 (17.58)	6.37 (13.84)	6.41 (13.68)
C. Government enterprises and investment			10.00 (12.67)	8.00 (15.42)	6.00 (29.43)	8.00 (18.76)	8.00 (16.59)
D. Top marginal tax rate			5.00	4.50	7.00	7.00	7.00
(i) Top marginal income tax rate			7.00 (33)	7.00 (33)	10.00 (15)	10.00 (15)	10.00 (15)
(ii) Top marginal income and payroll tax rate			3.00 (50)	2.00 (51)	4.00 (41)	4.00 (42)	4.00 (41)
E. State Ownership of Assets		3.32	9.09	8.89	10.00	10.00	9.79
2. Legal System and Property Rights			7.17	6.37	6.45	6.53	6.56
A. Judicial independence				3.96	3.99	5.23	5.40
B. Impartial courts			6.07	4.31	4.28	3.96	3.81
C. Protection of property rights			3.20	6.51	5.58	5.62	5.67
D. Military interference in rule of law and politics			8.33	8.33	8.33	8.33	8.33
E. Integrity of the legal system			8.33	6.67	6.67	6.67	6.67
F. Legal enforcement of contracts			7.45	7.45	6.96	6.24	6.24
G. Regulatory costs of the sale of real property			9.65	9.71	9.68	9.67	9.67
H. Reliability of police				4.54	5.27	6.20	6.46
I. Business costs of crime				5.82	7.27	6.88	6.76
<i>Gender Disparity Adjustment</i>	1.00	1.00	1.00	1.00	1.00	1.00	1.00
3. Sound Money		7.49	7.09	8.83	9.37	9.41	9.22
A. Money growth			7.47 (12.63)	6.96 (15.19)	9.76 (-1.22)	8.70 (6.52)	8.23 (8.87)
B. Standard deviation of inflation			6.09 (9.77)	8.91 (2.73)	7.97 (5.08)	9.12 (2.21)	9.38 (1.54)
C. Inflation: most recent year		9.97 (-0.15)	9.80 (1.01)	9.47 (2.66)	9.74 (1.32)	9.82 (-0.88)	9.26 (3.72)
D. Freedom to own foreign currency bank accounts		5.00	5.00	10.00	10.00	10.00	10.00
4. Freedom to Trade Internationally			8.33	7.99	7.65	8.20	8.20
A. Tariffs			8.50	8.39	8.34	8.36	8.23
(i) Revenue from trade taxes (% of trade sector)			9.78 (0.33)	9.59 (0.62)	9.63 (0.55)	9.10 (1.35)	9.00 (1.5)
(ii) Mean tariff rate			8.92 (5.4)	9.46 (2.7)	8.98 (5.1)	8.98 (5.1)	8.98 (5.1)
(iii) Standard deviation of tariff rates			6.80 (8)	6.13 (9.67)	6.41 (8.98)	7.00 (7.5)	6.70 (8.26)
B. Regulatory trade barriers			7.02	7.37	7.35	7.59	7.73
(i) Non-tariff trade barriers			5.20	6.10	5.84	5.46	5.69
(ii) Compliance costs of importing and exporting			8.83	8.64	8.85	9.72	9.77
C. Black-market exchange rates		0.00	10.00	10.00	10.00	10.00	10.00
D. Controls of the movement of capital and people		0.00	7.81	6.20	4.91	6.84	6.84
(i) Foreign ownership / investment restrictions			8.12	6.03	5.24	5.85	5.85
(ii) Capital controls		0.00	7.50	6.15	3.08	6.92	6.92
(iii) Freedom of foreigners to visit				6.40	6.42	7.74	7.74
5. Regulation			6.57	7.29	7.08	8.00	8.04
A. Credit market regulations		0.00	7.00	9.70	6.67	9.86	9.67
(i) Ownership of banks		0.00	5.00	10.00	10.00	10.00	10.00
(ii) Private sector credit			0.05	9.11	0.00	9.58	10.00
(iii) Interest rate controls / negative real interest rates			9.00	10.00	10.00	10.00	9.00
B. Labor market regulations			4.69	5.46	7.42	6.57	6.69
(i) Hiring regulations and minimum wage			3.01	6.70	8.33	8.33	8.33
(ii) Hiring and firing regulations			2.75	3.55	3.66	3.71	4.04
(iii) Centralized collective bargaining			8.17	8.28	8.29	8.11	8.28
(iv) Hours regulations			4.00	4.00	8.00	10.00	8.00
(v) Mandated cost of worker dismissal			7.22	7.22	6.26	6.26	8.50
(vi) Conscription		0.00	3.00	3.00	10.00	3.00	3.00
C. Business regulations			8.02	6.70	7.16	7.58	7.77
(i) Administrative requirements			7.28	3.34	2.94	3.63	3.35
(ii) Bureaucracy costs			7.48	4.81	9.09	9.78	10.00
(iii) Starting a business			8.92	8.98	9.15	9.75	9.76
(iv) Extra payments / bribes / favoritism			8.29	6.86	5.17	4.99	4.88
(v) Licensing restrictions				8.05	8.56	9.24	9.71
(vi) Cost of tax compliance			8.14	8.14	8.04	8.08	8.89

Luxembourg

	1980	1990	2000	2005	2010	2015	2017
	Rating (Rank)	Rating (Rank)	Rating (Rank)	Rating (Rank)	Rating (Rank)	Rating (Rank)	Rating (Rank)
Summary Ratings (Rank)	8.16 (3)	8.22 (7)	8.33 (8)	7.76 (19)	7.70 (21)	7.81 (21)	7.86 (17)
	Rating (Data)	Rating (Data)	Rating (Data)	Rating (Data)	Rating (Data)	Rating (Data)	Rating (Data)
1. Size of Government	7.33	5.48	5.51	5.17	4.91	5.03	5.43
A. Government consumption	6.54 (17.75)	6.54 (17.77)	3.15 (29.3)	2.40 (31.84)	1.62 (34.5)	1.30 (35.58)	1.39 (35.26)
B. Transfers and subsidies		2.89 (26.6)	4.47 (20.81)	4.01 (22.5)	3.49 (24.39)	3.87 (22.99)	4.29 (21.47)
C. Government enterprises and investment	7.00 (22)	8.00 (19.2)	8.00 (19.2)	7.00 (21.91)	7.00 (24.7)	7.00 (21.54)	7.00 (21.44)
D. Top marginal tax rate		1.50	3.50	4.00	4.00	4.50	6.00
(i) Top marginal income tax rate		1.00 (56)	4.00 (48.5)	5.00 (39)	5.00 (39)	5.00 (43)	6.00 (45)
(ii) Top marginal income and payroll tax rate		2.00 (58)	3.00 (54)	3.00 (46)	3.00 (46)	4.00 (49)	6.00 (45)
E. State Ownership of Assets	8.46	8.46	8.46	8.46	8.46	8.46	8.46
2. Legal System and Property Rights	7.83	8.35	8.62	8.09	8.29	8.36	8.34
A. Judicial independence			7.30	7.43	8.49	8.64	8.69
B. Impartial courts			8.20	7.44	7.22	7.36	7.25
C. Protection of property rights	8.60	10.00	7.60	8.84	8.82	8.87	8.76
D. Military interference in rule of law and politics			10.00	10.00	10.00	10.00	10.00
E. Integrity of the legal system	10.00	10.00	10.00	10.00	10.00	10.00	10.00
F. Legal enforcement of contracts				7.51	7.46	7.46	7.46
G. Regulatory costs of the sale of real property				6.10	6.13	6.18	6.18
H. Reliability of police				7.85	8.12	8.74	8.61
I. Business costs of crime				7.66	8.38	7.96	8.09
<i>Gender Disparity Adjustment</i>	1.00	1.00	1.00	1.00	1.00	1.00	1.00
3. Sound Money	9.05	9.53	9.75	9.47	9.35	9.46	9.36
A. Money growth	9.22 (3.88)	9.27 (3.64)	9.81 (0.95)	9.20 (4)	8.87 (5.65)	8.55 (7.24)	8.39 (8.07)
B. Standard deviation of inflation	8.56 (3.6)	9.52 (1.2)	9.84 (0.41)	9.18 (2.05)	9.00 (2.49)	9.37 (1.58)	9.41 (1.49)
C. Inflation: most recent year	8.42 (7.92)	9.32 (3.42)	9.37 (3.15)	9.50 (2.49)	9.54 (2.28)	9.91 (0.47)	9.65 (1.73)
D. Freedom to own foreign currency bank accounts	10.00	10.00	10.00	10.00	10.00	10.00	10.00
4. Freedom to Trade Internationally	9.70	9.51	9.44	8.47	8.38	8.30	8.31
A. Tariffs	9.09	8.52	9.18	8.39	8.34	8.36	8.23
(i) Revenue from trade taxes (% of trade sector)	9.93 (0.1)	9.93 (0.1)	9.78 (0.33)	9.59 (0.62)	9.63 (0.55)	9.10 (1.35)	9.00 (1.5)
(ii) Mean tariff rate	8.24 (8.8)	8.52 (7.4)	9.52 (2.4)	9.46 (2.7)	8.98 (5.1)	8.98 (5.1)	8.98 (5.1)
(iii) Standard deviation of tariff rates		7.12 (7.2)	8.24 (4.4)	6.13 (9.67)	6.41 (8.98)	7.00 (7.5)	6.70 (8.26)
B. Regulatory trade barriers			9.02	8.68	8.83	8.21	8.38
(i) Non-tariff trade barriers			8.20	8.07	8.37	6.46	6.79
(ii) Compliance costs of importing and exporting			9.83	9.29	9.29	9.96	9.96
C. Black-market exchange rates	10.00	10.00	10.00	10.00	10.00	10.00	10.00
D. Controls of the movement of capital and people	10.00	10.00	9.56	6.79	6.34	6.65	6.62
(i) Foreign ownership / investment restrictions			9.90	8.59	8.75	8.35	8.27
(ii) Capital controls	10.00	10.00	9.23	5.38	3.85	3.85	3.85
(iii) Freedom of foreigners to visit				6.40	6.42	7.74	7.74
5. Regulation	6.90	8.24	8.31	7.61	7.58	7.90	7.88
A. Credit market regulations	10.00	10.00	10.00	9.33	9.21	9.33	9.33
(i) Ownership of banks	10.00	10.00	10.00	8.00	8.00	8.00	8.00
(ii) Private sector credit			10.00	10.00	9.63	10.00	10.00
(iii) Interest rate controls / negative real interest rates	10.00	10.00	10.00	10.00	10.00	10.00	10.00
B. Labor market regulations		6.48	6.61	5.80	5.70	6.35	6.38
(i) Hiring regulations and minimum wage				3.30	2.23	2.23	2.23
(ii) Hiring and firing regulations		4.28	4.17	4.60	3.93	4.83	4.69
(iii) Centralized collective bargaining	5.18	5.18	5.67	6.49	5.55	6.54	6.83
(iv) Hours regulations				4.00	4.00	6.00	6.00
(v) Mandated cost of worker dismissal				6.38	8.50	8.50	8.50
(vi) Conscription	10.00	10.00	10.00	10.00	10.00	10.00	10.00
C. Business regulations				7.69	7.84	8.01	7.94
(i) Administrative requirements				4.94	4.32	5.89	5.63
(ii) Bureaucracy costs				6.78	7.27	7.11	7.11
(iii) Starting a business				8.97	9.30	9.39	9.39
(iv) Extra payments / bribes / favoritism				8.77	8.47	7.92	7.78
(v) Licensing restrictions				7.34	8.32	8.36	8.36
(vi) Cost of tax compliance				9.35	9.34	9.38	9.38

Madagascar

	1980	1990	2000	2005	2010	2015	2017
	Rating (Rank)	Rating (Rank)	Rating (Rank)	Rating (Rank)	Rating (Rank)	Rating (Rank)	Rating (Rank)
Summary Ratings (Rank)	3.80 (89)	4.23 (96)	5.88 (89)	5.67 (122)	6.44 (106)	6.36 (111)	6.14 (126)
	Rating (Data)	Rating (Data)	Rating (Data)	Rating (Data)	Rating (Data)	Rating (Data)	Rating (Data)
1. Size of Government	3.86	5.75	7.24	7.69	8.82	8.14	7.58
A. Government consumption	8.25 (11.94)	9.25 (8.54)	9.75 (6.83)	9.22 (8.64)	8.88 (9.82)	8.24 (12)	8.14 (12.32)
B. Transfers and subsidies		9.75 (1.4)	9.86 (1)	9.77 (1.35)	10.00 (0.23)	9.26 (3.22)	9.04 (4.01)
C. Government enterprises and investment	0.00 (65.4)	0.00 (53.5)	2.00 (44.73)	4.00 (39.2)	10.00 (11.4)	6.00 (26.7)	4.00 (36.04)
D. Top marginal tax rate					7.00	8.50	8.50
(i) Top marginal income tax rate					9.00 (23)	10.00 (20)	10.00 (20)
(ii) Top marginal income and payroll tax rate					5.00 (36)	7.00 (34)	7.00 (34)
E. State Ownership of Assets	3.33	3.97	7.32	7.76	8.21	8.71	8.23
2. Legal System and Property Rights		2.40	3.18	2.45	2.88	2.88	2.98
A. Judicial independence				3.26	2.10	2.57	2.28
B. Impartial courts			4.35	3.73	2.97	2.70	4.00
C. Protection of property rights		1.90		4.32	2.97	3.63	3.57
D. Military interference in rule of law and politics			5.00	1.67	1.67	1.67	1.67
E. Integrity of the legal system		3.50	5.00	2.08	4.17	4.17	4.17
F. Legal enforcement of contracts			2.42	2.42	2.42	2.96	2.96
G. Regulatory costs of the sale of real property			3.69	3.65	5.12	5.09	5.12
H. Reliability of police				4.19	2.43	3.19	5.25
I. Business costs of crime				3.03	4.04	4.40	3.80
<i>Gender Disparity Adjustment</i>	0.56	0.56	0.56	0.56	0.86	0.71	0.64
3. Sound Money	5.82	5.79	7.17	7.02	7.85	8.05	7.63
A. Money growth	7.38 (13.08)	7.37 (13.13)	7.85 (10.74)	9.32 (3.38)	8.80 (6.01)	9.13 (4.37)	7.69 (11.57)
B. Standard deviation of inflation	8.89 (2.77)	8.08 (4.81)	8.22 (4.44)	7.44 (6.39)	9.47 (1.33)	9.55 (1.13)	9.49 (1.27)
C. Inflation: most recent year	7.00 (14.99)	7.71 (11.46)	7.59 (12.03)	6.30 (18.51)	8.15 (9.25)	8.52 (7.4)	8.34 (8.28)
D. Freedom to own foreign currency bank accounts	0.00	0.00	5.00	5.00	5.00	5.00	5.00
4. Freedom to Trade Internationally	1.34	3.44	5.95	6.04	6.37	6.84	6.67
A. Tariffs	4.02	1.73	4.11	6.86	7.86	7.78	7.79
(i) Revenue from trade taxes (% of trade sector)	4.33 (8.5)	0.67 (14)	4.11 (8.83)	5.23 (7.15)	8.59 (2.12)	8.43 (2.35)	8.43 (2.36)
(ii) Mean tariff rate	3.70 (31.5)	2.80 (36)		7.68 (11.6)	7.66 (11.7)	7.66 (11.7)	7.68 (11.6)
(iii) Standard deviation of tariff rates				7.66 (5.85)	7.33 (6.67)	7.24 (6.9)	7.26 (6.84)
B. Regulatory trade barriers			6.67	4.32	6.11	4.29	3.51
(i) Non-tariff trade barriers				5.49	5.31	3.52	1.95
(ii) Compliance costs of importing and exporting			6.67	3.14	6.91	5.07	5.07
C. Black-market exchange rates	0.00	8.60	10.00	10.00	10.00	10.00	10.00
D. Controls of the movement of capital and people	0.00	0.00	3.00	3.00	1.52	5.29	5.37
(i) Foreign ownership / investment restrictions				6.01	4.57	5.11	5.35
(ii) Capital controls	0.00	0.00	3.00	3.00	0.00	0.77	0.77
(iii) Freedom of foreigners to visit				0.00	0.00	10.00	10.00
5. Regulation	4.20	3.76	5.86	5.16	6.26	5.87	5.83
A. Credit market regulations	4.63	3.09	6.23	5.89	7.94	7.51	7.39
(i) Ownership of banks	0.00	0.00	2.00	5.00	10.00	10.00	10.00
(ii) Private sector credit	9.27	9.26	7.68	3.66	8.81	7.52	7.17
(iii) Interest rate controls / negative real interest rates		0.00	9.00	9.00	5.00	5.00	5.00
B. Labor market regulations			5.49	4.59	5.00	4.49	4.36
(i) Hiring regulations and minimum wage			7.20	1.10	1.10	0.00	0.00
(ii) Hiring and firing regulations			4.50	5.35	5.87	4.55	3.84
(iii) Centralized collective bargaining			7.00	6.90	6.89	6.27	6.18
(iv) Hours regulations			6.00	6.00	8.00	8.00	8.00
(v) Mandated cost of worker dismissal			7.22	7.22	7.12	7.12	7.12
(vi) Conscription	1.00	1.00	1.00	1.00	1.00	1.00	1.00
C. Business regulations				5.01	5.84	5.63	5.74
(i) Administrative requirements				2.75	3.21	3.60	3.41
(ii) Bureaucracy costs				4.14	4.09	2.44	3.33
(iii) Starting a business			7.91	7.74	9.62	9.22	9.40
(iv) Extra payments / bribes / favoritism				4.07	3.04	2.69	2.53
(v) Licensing restrictions				4.77	7.35	7.85	7.84
(vi) Cost of tax compliance			5.52	6.59	7.75	7.95	7.95

Malawi

	1980	1990	2000	2005	2010	2015	2017
	Rating (Rank)	Rating (Rank)	Rating (Rank)	Rating (Rank)	Rating (Rank)	Rating (Rank)	Rating (Rank)
Summary Ratings (Rank)	4.39 (74)	5.19 (66)	5.12 (113)	5.37 (131)	6.24 (113)	5.80 (136)	6.06 (131)
	Rating (Data)	Rating (Data)	Rating (Data)	Rating (Data)	Rating (Data)	Rating (Data)	Rating (Data)
1. Size of Government	4.30	5.13	5.65	6.78	7.09	6.36	5.95
A. Government consumption	5.41 (21.62)	6.65 (17.39)	6.82 (16.8)	8.72 (10.36)	7.14 (15.71)	7.48 (14.57)	7.48 (14.58)
B. Transfers and subsidies	9.59 (2)	9.48 (2.4)	9.48 (2.4)	9.48 (2.4)	9.77 (1.34)	9.38 (2.77)	9.82 (1.15)
C. Government enterprises and investment	0.00 (78.6)	4.00 (38.3)	0.00 (81.3)	4.00 (35.77)	4.00 (35.29)	2.00 (44.29)	0.00 (51.15)
D. Top marginal tax rate	4.00	3.00	5.00	5.00	8.00	6.00	5.50
(i) Top marginal income tax rate	4.00 (45)	3.00 (50)	5.00 (38)	5.00 (38)	8.00 (30)	8.00 (30)	7.00 (35)
(ii) Top marginal income and payroll tax rate		3.00 (50)	5.00 (38)	5.00 (38)	8.00 (30)	4.00 (41)	4.00 (45)
E. State Ownership of Assets	2.52	2.53	6.94	6.71	6.54	6.93	6.93
2. Legal System and Property Rights	3.42	4.23	5.29	5.01	5.27	4.62	4.74
A. Judicial independence			6.18	5.90	5.57	5.23	4.98
B. Impartial courts			4.91	4.41	5.04	3.66	3.64
C. Protection of property rights	5.20	5.90	3.23	5.28	5.03	4.99	5.05
D. Military interference in rule of law and politics			6.67	6.67	6.67	5.83	5.83
E. Integrity of the legal system	1.70	3.30	6.67	5.00	5.00	4.17	4.17
F. Legal enforcement of contracts			2.21	2.21	3.11	2.33	2.33
G. Regulatory costs of the sale of real property			7.19	7.22	7.64	8.14	8.59
H. Reliability of police				4.25	5.36	4.62	4.70
I. Business costs of crime				4.14	5.81	3.77	4.42
<i>Gender Disparity Adjustment</i>	0.89	0.89	1.00	1.00	0.93	0.95	0.95
3. Sound Money	6.05	5.59	2.88	3.19	5.73	6.22	6.98
A. Money growth	9.73 (1.36)	7.17 (14.15)	5.05 (24.75)	5.86 (20.72)	6.37 (18.17)	7.62 (11.92)	7.20 (13.98)
B. Standard deviation of inflation	7.64 (5.89)	7.35 (6.63)	2.37 (19.06)	0.00 (26.01)	8.04 (4.89)	6.49 (8.77)	8.02 (4.95)
C. Inflation: most recent year	6.84 (15.79)	7.83 (10.85)	4.08 (29.58)	6.92 (15.41)	8.52 (7.41)	5.75 (21.25)	7.69 (11.54)
D. Freedom to own foreign currency bank accounts	0.00	0.00	0.00	0.00	0.00	5.00	5.00
4. Freedom to Trade Internationally	2.67	5.26	5.66	5.57	6.26	6.00	6.62
A. Tariffs	5.60	6.58	4.96	3.97	5.95	7.05	7.27
(i) Revenue from trade taxes (% of trade sector)	5.60 (6.6)	6.20 (5.7)	4.60 (8.1)	4.60 (8.1)	4.60 (8.1)	8.51 (2.23)	8.45 (2.32)
(ii) Mean tariff rate		6.96 (15.2)	6.08 (19.6)	7.30 (13.5)	7.46 (12.7)	7.48 (12.6)	7.52 (12.4)
(iii) Standard deviation of tariff rates			4.20 (14.5)	0.00 (34.29)	5.78 (10.54)	5.16 (12.1)	5.83 (10.42)
B. Regulatory trade barriers			6.83	3.92	4.33	5.36	5.37
(i) Non-tariff trade barriers				4.82	5.13	6.27	5.71
(ii) Compliance costs of importing and exporting			6.83	3.02	3.54	4.44	5.02
C. Black-market exchange rates	0.40	7.20	10.00	10.00	10.00	6.64	8.96
D. Controls of the movement of capital and people	2.00	2.00	0.83	4.39	4.74	4.95	4.88
(i) Foreign ownership / investment restrictions				6.58	6.04	6.24	6.01
(ii) Capital controls	2.00	2.00	0.83	0.00	1.54	1.54	1.54
(iii) Freedom of foreigners to visit				6.60	6.64	7.08	7.08
5. Regulation	5.49	5.75	6.12	6.28	6.88	5.79	6.01
A. Credit market regulations	4.65	5.35	5.30	7.94	7.70	4.67	5.33
(i) Ownership of banks	2.00	2.00	2.00	10.00	8.00	8.00	10.00
(ii) Private sector credit	7.95	8.05	5.91	5.81	8.09	0.00	0.00
(iii) Interest rate controls / negative real interest rates	4.00	6.00	8.00	8.00	7.00	6.00	6.00
B. Labor market regulations			6.93	6.57	7.23	6.99	6.86
(i) Hiring regulations and minimum wage			6.70	5.60	4.43	4.43	4.43
(ii) Hiring and firing regulations			5.33	4.56	5.68	4.50	4.41
(iii) Centralized collective bargaining			7.33	7.06	7.61	7.34	6.61
(iv) Hours regulations			10.00	10.00	10.00	10.00	10.00
(v) Mandated cost of worker dismissal			2.21	2.21	5.68	5.68	5.68
(vi) Conscription	10.00	10.00	10.00	10.00	10.00	10.00	10.00
C. Business regulations				4.32	5.70	5.72	5.85
(i) Administrative requirements				3.98	3.92	3.99	4.36
(ii) Bureaucracy costs				1.09	4.24	2.67	3.11
(iii) Starting a business			7.34	6.55	7.80	8.37	8.41
(iv) Extra payments / bribes / favoritism				5.46	4.27	2.83	2.81
(v) Licensing restrictions				2.97	5.71	8.42	8.41
(vi) Cost of tax compliance			5.85	5.85	8.24	8.01	8.01

Malaysia

	1980	1990	2000	2005	2010	2015	2017
	Rating (Rank)	Rating (Rank)	Rating (Rank)	Rating (Rank)	Rating (Rank)	Rating (Rank)	Rating (Rank)
Summary Ratings (Rank)	6.63 (15)	7.19 (16)	6.58 (73)	6.78 (72)	6.78 (83)	7.53 (38)	7.34 (52)
	Rating (Data)	Rating (Data)	Rating (Data)	Rating (Data)	Rating (Data)	Rating (Data)	Rating (Data)
1. Size of Government	4.92	5.91	5.76	5.72	5.80	6.23	6.44
A. Government consumption	4.52 (24.64)	5.58 (21.02)	5.87 (20.05)	5.03 (22.89)	5.60 (20.95)	6.02 (19.53)	6.46 (18.03)
B. Transfers and subsidies	8.83 (4.8)	9.48 (2.4)	8.45 (6.2)	9.08 (3.87)	8.91 (4.5)	8.17 (7.21)	8.86 (4.69)
C. Government enterprises and investment	4.00 (37.3)	4.00 (33.8)	2.00 (47)	2.00 (45.37)	2.00 (45.2)	4.00 (34.37)	4.00 (33.3)
D. Top marginal tax rate	2.00	6.00	8.00	8.00	8.00	9.00	9.00
(i) Top marginal income tax rate	2.00 (60)	6.00 (45)	8.00 (29)	8.00 (28)	8.00 (26)	9.00 (25)	9.00 (28)
(ii) Top marginal income and payroll tax rate		6.00 (45)	8.00 (29)	8.00 (28)	8.00 (26)	9.00 (25)	9.00 (28)
E. State Ownership of Assets	5.23	4.51	4.51	4.51	4.51	3.96	3.90
2. Legal System and Property Rights	5.86	5.79	4.94	6.21	5.72	5.76	5.57
A. Judicial independence			4.51	7.24	6.13	6.01	6.38
B. Impartial courts			6.01	7.35	6.59	6.67	6.56
C. Protection of property rights	8.40	6.60	4.23	7.93	7.19	7.15	7.46
D. Military interference in rule of law and politics			8.33	8.33	8.33	8.33	8.33
E. Integrity of the legal system	6.70	8.30	5.00	6.67	6.67	6.67	6.67
F. Legal enforcement of contracts			4.27	4.27	5.59	5.00	4.96
G. Regulatory costs of the sale of real property			6.56	6.49	8.01	8.64	8.63
H. Reliability of police				7.51	6.72	7.32	7.53
I. Business costs of crime				7.11	6.56	6.41	6.35
<i>Gender Disparity Adjustment</i>	0.78	0.78	0.78	0.78	0.67	0.67	0.60
3. Sound Money	9.05	9.00	8.15	6.60	6.52	9.51	8.23
A. Money growth	8.81 (5.94)	8.69 (6.57)	9.12 (-4.39)	9.16 (4.21)	8.93 (5.34)	9.42 (2.91)	4.39 (28.06)
B. Standard deviation of inflation	8.78 (3.06)	7.92 (5.2)	8.79 (3.04)	7.84 (5.4)	7.51 (6.23)	9.06 (2.36)	9.32 (1.71)
C. Inflation: most recent year	8.63 (6.87)	9.41 (2.95)	9.69 (1.53)	9.41 (2.96)	9.66 (1.71)	9.58 (2.1)	9.23 (3.87)
D. Freedom to own foreign currency bank accounts	10.00	10.00	5.00	0.00	0.00	10.00	10.00
4. Freedom to Trade Internationally	7.12	7.25	6.82	7.39	7.49	7.51	7.79
A. Tariffs	6.37	6.76	5.92	6.66	6.92	7.12	7.78
(i) Revenue from trade taxes (% of trade sector)	4.87 (7.7)	7.87 (3.2)	9.59 (0.62)	9.67 (0.49)	9.79 (0.31)	9.84 (0.24)	9.85 (0.23)
(ii) Mean tariff rate	7.88 (10.6)	7.40 (13)	8.16 (9.2)	8.50 (7.5)	8.70 (6.5)	8.78 (6.1)	8.86 (5.7)
(iii) Standard deviation of tariff rates		5.00 (12.5)	0.00 (33.3)	1.81 (20.49)	2.28 (19.31)	2.75 (18.12)	4.62 (13.45)
B. Regulatory trade barriers			7.67	7.03	7.09	7.04	7.55
(i) Non-tariff trade barriers			6.67	6.27	6.31	6.57	6.58
(ii) Compliance costs of importing and exporting			8.67	7.78	7.87	7.52	8.53
C. Black-market exchange rates	10.00	10.00	10.00	10.00	10.00	10.00	10.00
D. Controls of the movement of capital and people	5.00	5.00	3.69	5.89	5.97	5.87	5.82
(i) Foreign ownership / investment restrictions			6.61	7.67	7.13	6.85	6.68
(ii) Capital controls	5.00	5.00	0.77	0.00	0.77	0.77	0.77
(iii) Freedom of foreigners to visit				10.00	10.00	10.00	10.00
5. Regulation	6.18	8.00	7.21	7.99	8.38	8.65	8.67
A. Credit market regulations	6.30	7.81	7.95	9.66	9.50	9.64	9.64
(i) Ownership of banks	5.00	5.00	5.00	10.00	10.00	10.00	10.00
(ii) Private sector credit	7.90	8.44	8.85	8.98	8.51	8.92	8.92
(iii) Interest rate controls / negative real interest rates	6.00	10.00	10.00	10.00	10.00	10.00	10.00
B. Labor market regulations		8.19	6.01	7.67	7.94	8.05	8.04
(i) Hiring regulations and minimum wage			4.47	10.00	10.00	10.00	10.00
(ii) Hiring and firing regulations		6.65	4.00	5.05	5.82	6.77	6.54
(iii) Centralized collective bargaining	7.93	7.93	7.53	7.95	7.57	7.27	7.45
(iv) Hours regulations			7.01	10.00	10.00	10.00	10.00
(v) Mandated cost of worker dismissal			3.05	3.05	4.24	4.24	4.24
(vi) Conscription	10.00	10.00	10.00	10.00	10.00	10.00	10.00
C. Business regulations			7.66	6.63	7.69	8.27	8.32
(i) Administrative requirements			7.13	5.96	5.71	6.52	6.53
(ii) Bureaucracy costs			8.43	3.47	9.55	10.00	10.00
(iii) Starting a business			8.78	8.83	9.64	9.34	9.45
(iv) Extra payments / bribes / favoritism			6.11	7.39	6.06	5.99	6.02
(v) Licensing restrictions				6.25	6.67	9.63	10.00
(vi) Cost of tax compliance			7.87	7.87	8.51	8.16	7.89

Mali

	1980	1990	2000	2005	2010	2015	2017
	Rating (Rank)	Rating (Rank)	Rating (Rank)	Rating (Rank)	Rating (Rank)	Rating (Rank)	Rating (Rank)
Summary Ratings (Rank)	5.60 (39)	5.20 (64)	6.02 (85)	5.83 (117)	6.10 (121)	5.88 (131)	5.91 (136)
	Rating (Data)	Rating (Data)	Rating (Data)	Rating (Data)	Rating (Data)	Rating (Data)	Rating (Data)
1. Size of Government	7.88	6.47	7.27	7.52	6.77	5.75	5.71
A. Government consumption	10.00 (4.86)	7.31 (15.13)	7.47 (14.6)	8.46 (11.22)	5.31 (21.93)	6.69 (17.27)	6.45 (18.07)
B. Transfers and subsidies	9.51 (2.3)	9.97 (0.6)	9.97 (0.6)	10.00 (0.01)	10.00 (0.29)	9.85 (1.06)	9.89 (0.9)
C. Government enterprises and investment	7.00 (21.4)	2.00 (45.9)	4.00 (35.07)	4.00 (33.93)	4.00 (31.97)	2.00 (44.72)	2.00 (47.71)
D. Top marginal tax rate						3.00	3.00
(i) Top marginal income tax rate						5.00 (40)	5.00 (40)
(ii) Top marginal income and payroll tax rate						1.00 (57)	1.00 (57)
E. State Ownership of Assets	5.00	6.59	7.62	7.62	7.75	7.21	7.21
2. Legal System and Property Rights	3.63	2.58	3.45	3.52	3.87	3.63	3.46
A. Judicial independence				4.43	2.89	4.46	3.69
B. Impartial courts			4.38	3.90	4.23	4.31	3.91
C. Protection of property rights	2.50	1.90		5.12	4.11	4.57	4.30
D. Military interference in rule of law and politics			6.67	5.83	5.83	4.17	4.17
E. Integrity of the legal system	5.80	3.30	5.00	5.00	5.00	5.00	5.00
F. Legal enforcement of contracts			1.95	1.95	2.63	2.63	2.63
G. Regulatory costs of the sale of real property			4.17	4.38	5.47	5.57	5.80
H. Reliability of police				5.48	3.98	4.30	3.67
I. Business costs of crime				4.59	6.29	4.34	3.82
<i>Gender Disparity Adjustment</i>	0.71	0.71	0.56	0.56	0.72	0.66	0.68
3. Sound Money	6.04	6.98	8.40	6.12	6.86	6.99	7.30
A. Money growth	8.58 (7.09)	9.10 (-4.52)	10.00 (-0.02)	8.55 (7.24)	9.38 (3.1)	9.22 (3.92)	9.91 (0.47)
B. Standard deviation of inflation	8.83 (2.93)	9.36 (1.59)	8.72 (3.2)	7.21 (6.97)	8.29 (4.26)	9.03 (2.42)	9.65 (0.86)
C. Inflation: most recent year	6.74 (16.31)	9.45 (2.73)	9.86 (-0.68)	8.72 (6.4)	9.78 (1.11)	9.71 (1.44)	9.65 (1.76)
D. Freedom to own foreign currency bank accounts	0.00	0.00	5.00	0.00	0.00	0.00	0.00
4. Freedom to Trade Internationally	4.74	5.06	6.14	6.01	6.46	6.85	6.87
A. Tariffs	5.23	5.97	7.73	7.30	7.62	7.55	7.54
(i) Revenue from trade taxes (% of trade sector)	7.47 (3.8)	6.93 (4.6)	7.87 (3.2)	7.11 (4.33)	7.95 (3.08)	8.07 (2.9)	8.03 (2.95)
(ii) Mean tariff rate	3.00 (35)	5.00 (25)	7.60 (12)	7.52 (12.4)	7.62 (11.9)	7.56 (12.2)	7.56 (12.2)
(iii) Standard deviation of tariff rates				7.26 (6.84)	7.29 (6.78)	7.02 (7.44)	7.02 (7.44)
B. Regulatory trade barriers			6.83	3.73	5.54	4.86	4.88
(i) Non-tariff trade barriers				5.04	5.02	4.40	4.46
(ii) Compliance costs of importing and exporting			6.83	2.42	6.05	5.31	5.31
C. Black-market exchange rates	9.00	9.20	10.00	10.00	10.00	10.00	10.00
D. Controls of the movement of capital and people	0.00	0.00	0.00	3.02	2.68	5.00	5.06
(i) Foreign ownership / investment restrictions				6.77	4.96	4.24	4.41
(ii) Capital controls	0.00	0.00	0.00	0.00	0.77	0.77	0.77
(iii) Freedom of foreigners to visit				2.30	2.32	10.00	10.00
5. Regulation	5.73	4.94	4.83	6.00	6.56	6.16	6.20
A. Credit market regulations	5.29	6.52	4.94	8.11	8.96	7.34	7.70
(i) Ownership of banks	2.00	2.00	2.00	8.00	8.00	8.00	10.00
(ii) Private sector credit	9.88	9.57	7.78	8.34	8.89	9.02	8.11
(iii) Interest rate controls / negative real interest rates	4.00	8.00		8.00	10.00	5.00	5.00
B. Labor market regulations			4.71	5.58	5.23	5.04	5.02
(i) Hiring regulations and minimum wage			3.30	6.70	5.00	4.43	4.43
(ii) Hiring and firing regulations			4.67	5.58	4.79	4.89	4.96
(iii) Centralized collective bargaining			5.17	6.09	6.00	5.34	5.14
(iv) Hours regulations			8.00	8.00	8.00	8.00	8.00
(v) Mandated cost of worker dismissal			7.13	7.13	7.57	7.57	7.57
(vi) Conscription	10.00	0.00	0.00	0.00	0.00	0.00	0.00
C. Business regulations				4.30	5.50	6.10	5.86
(i) Administrative requirements				3.33	4.04	4.03	4.05
(ii) Bureaucracy costs				1.74	4.55	4.22	3.33
(iii) Starting a business			5.14	4.86	7.65	9.07	9.03
(iv) Extra payments / bribes / favoritism				4.15	2.56	3.41	2.90
(v) Licensing restrictions				4.75	7.20	8.89	8.89
(vi) Cost of tax compliance			6.97	6.97	6.97	6.97	6.97

Malta

	1980	1990	2000	2005	2010	2015	2017
	Rating (Rank)	Rating (Rank)	Rating (Rank)	Rating (Rank)	Rating (Rank)	Rating (Rank)	Rating (Rank)
Summary Ratings (Rank)	5.57 (42)	5.54 (52)	7.18 (41)	7.75 (21)	7.79 (15)	7.92 (13)	7.97 (11)
	Rating (Data)	Rating (Data)	Rating (Data)	Rating (Data)	Rating (Data)	Rating (Data)	Rating (Data)
1. Size of Government	4.67	4.30	7.00	6.85	6.80	6.87	7.08
A. Government consumption	5.88 (20.01)	5.33 (21.89)	5.10 (22.67)	4.58 (24.44)	4.28 (25.45)	3.92 (26.68)	4.32 (25.31)
B. Transfers and subsidies	6.81 (12.2)	5.89 (15.6)	5.92 (15.49)	5.82 (15.85)	5.92 (15.47)	6.54 (13.19)	7.01 (11.48)
C. Government enterprises and investment	6.00 (28.6)	6.00 (28.8)	10.00 (9.23)	10.00 (5.52)	10.00 (4.22)	10.00 (4.59)	10.00 (4.59)
D. Top marginal tax rate	0.00	0.00	7.00	7.00	7.00	7.00	7.00
(i) Top marginal income tax rate	0.00 (65)	0.00 (65)	7.00 (35)	7.00 (35)	7.00 (35)	7.00 (35)	7.00 (35)
(ii) Top marginal income and payroll tax rate		0.00 (65)	7.00 (35)	7.00 (35)	7.00 (35)	7.00 (35)	7.00 (35)
E. State Ownership of Assets							
2. Legal System and Property Rights		4.48	8.37	7.68	7.52	6.59	6.45
A. Judicial independence				7.18	6.89	6.08	5.52
B. Impartial courts			6.77	5.93	5.01	4.44	4.56
C. Protection of property rights		5.90		6.92	7.09	6.69	6.87
D. Military interference in rule of law and politics			10.00	10.00	10.00	10.00	10.00
E. Integrity of the legal system		3.30	8.33	8.33	8.33	8.33	8.33
F. Legal enforcement of contracts						4.48	5.35
G. Regulatory costs of the sale of real property						5.28	5.31
H. Reliability of police				7.12	6.92	6.64	5.92
I. Business costs of crime				8.31	8.37	7.37	7.55
<i>Gender Disparity Adjustment</i>	1.00	1.00	1.00	1.00	1.00	1.00	0.95
3. Sound Money	6.50	7.27	7.00	8.99	9.54	9.65	9.55
A. Money growth	9.68 (1.6)	10.00 (-0.02)	9.94 (-0.28)	6.82 (15.91)	8.59 (7.06)	8.95 (5.24)	8.60 (7.02)
B. Standard deviation of inflation	8.80 (3)	9.74 (0.64)	8.51 (3.72)	9.75 (0.63)	9.87 (0.32)	9.88 (0.3)	9.87 (0.32)
C. Inflation: most recent year	7.52 (12.4)	9.36 (3.21)	9.53 (2.37)	9.40 (3.01)	9.70 (1.52)	9.78 (1.1)	9.73 (1.36)
D. Freedom to own foreign currency bank accounts	0.00	0.00	0.00	10.00	10.00	10.00	10.00
4. Freedom to Trade Internationally	5.44	6.11	6.88	8.55	8.13	8.38	8.42
A. Tariffs	6.73	6.73	8.51	9.28	8.34	8.36	8.23
(i) Revenue from trade taxes (% of trade sector)	6.73 (4.9)	6.73 (4.9)	9.58 (0.63)	9.59 (0.62)	9.63 (0.55)	9.10 (1.35)	9.00 (1.5)
(ii) Mean tariff rate			8.24 (8.8)	9.46 (2.7)	8.98 (5.1)	8.98 (5.1)	8.98 (5.1)
(iii) Standard deviation of tariff rates			7.72 (5.7)	8.80 (3)	6.41 (8.98)	7.00 (7.5)	6.70 (8.26)
B. Regulatory trade barriers			8.83	7.47	7.45	7.98	8.20
(i) Non-tariff trade barriers				7.47	7.45	6.60	7.04
(ii) Compliance costs of importing and exporting			8.83			9.36	9.36
C. Black-market exchange rates	7.60	9.60	9.40	10.00	10.00	10.00	10.00
D. Controls of the movement of capital and people	2.00	2.00	0.77	7.45	6.75	7.19	7.25
(i) Foreign ownership / investment restrictions				7.48	6.90	6.90	7.09
(ii) Capital controls	2.00	2.00	0.77	8.46	6.92	6.92	6.92
(iii) Freedom of foreigners to visit				6.40	6.42	7.74	7.74
5. Regulation	5.68	5.55	6.64	6.67	6.96	8.10	8.34
A. Credit market regulations	5.15	4.81	6.62	7.88	9.25	9.84	10.00
(i) Ownership of banks	0.00	0.00	2.00	10.00	10.00	10.00	10.00
(ii) Private sector credit	9.45	8.43	7.86	3.63	7.75	9.53	10.00
(iii) Interest rate controls / negative real interest rates	6.00	6.00	10.00	10.00	10.00	10.00	10.00
B. Labor market regulations			6.67	7.09	6.76	7.90	8.02
(i) Hiring regulations and minimum wage						7.23	7.23
(ii) Hiring and firing regulations			3.33	4.14	4.17	4.76	5.10
(iii) Centralized collective bargaining			6.67	7.14	6.12	7.39	7.76
(iv) Hours regulations						8.00	8.00
(v) Mandated cost of worker dismissal						10.00	10.00
(vi) Conscription	10.00	10.00	10.00	10.00	10.00	10.00	10.00
C. Business regulations				5.03	4.88	6.55	7.01
(i) Administrative requirements				2.99	3.05	4.10	4.64
(ii) Bureaucracy costs				4.78	5.76	4.89	6.89
(iii) Starting a business						9.03	9.41
(iv) Extra payments / bribes / favoritism				7.32	5.82	4.66	4.55
(v) Licensing restrictions						8.19	8.14
(vi) Cost of tax compliance						8.44	8.44

Mauritania

	1980	1990	2000	2005	2010	2015	2017
	Rating (Rank)	Rating (Rank)	Rating (Rank)	Rating (Rank)	Rating (Rank)	Rating (Rank)	Rating (Rank)
Summary Ratings (Rank)				6.24 (96)	5.82 (133)	5.83 (134)	6.11 (128)
	Rating (Data)	Rating (Data)	Rating (Data)	Rating (Data)	Rating (Data)	Rating (Data)	Rating (Data)
1. Size of Government				7.70	6.46	5.57	5.86
A. Government consumption				6.01 (19.57)	3.73 (27.32)	3.50 (28.11)	3.50 (28.11)
B. Transfers and subsidies							
C. Government enterprises and investment				10.00 (11.56)	10.00 (14.8)	7.00 (23.35)	7.00 (20.76)
D. Top marginal tax rate					5.00	5.00	6.00
(i) Top marginal income tax rate					5.00 (40)	5.00 (40)	6.00 (40)
(ii) Top marginal income and payroll tax rate					5.00 (40)	5.00 (40)	6.00 (40)
E. State Ownership of Assets	4.02	5.63	5.95	7.10	7.10	6.78	6.95
2. Legal System and Property Rights				3.71	3.72	3.28	3.71
A. Judicial independence				4.71	2.69	3.07	2.48
B. Impartial courts				5.12	4.18	2.27	1.94
C. Protection of property rights				4.57	4.27	2.91	2.34
D. Military interference in rule of law and politics				5.50	3.33	4.60	4.70
E. Integrity of the legal system					3.33		
F. Legal enforcement of contracts				6.04	6.27	6.27	6.27
G. Regulatory costs of the sale of real property				7.36	7.53	7.56	7.59
H. Reliability of police				5.27	2.74	1.89	5.74
I. Business costs of crime				5.91	6.10	4.04	5.68
<i>Gender Disparity Adjustment</i>	0.33	0.33	0.33	0.33	0.66	0.61	0.61
3. Sound Money				7.36	6.49	7.74	8.05
A. Money growth				9.17 (4.15)	8.36 (8.18)	9.28 (3.58)	9.49 (2.57)
B. Standard deviation of inflation				7.71 (5.72)	3.83 (15.42)	6.76 (8.1)	8.16 (4.61)
C. Inflation: most recent year				7.57 (12.13)	8.74 (6.28)	9.90 (0.48)	9.55 (2.25)
D. Freedom to own foreign currency bank accounts				5.00	5.00	5.00	5.00
4. Freedom to Trade Internationally				5.98	6.01	5.95	6.02
A. Tariffs				7.50	7.64	7.38	7.38
(i) Revenue from trade taxes (% of trade sector)							
(ii) Mean tariff rate				7.86 (10.7)	8.08 (9.6)	7.60 (12)	7.60 (12)
(iii) Standard deviation of tariff rates				7.13 (7.17)	7.20 (7.01)	7.17 (7.08)	7.17 (7.17)
B. Regulatory trade barriers				4.00	4.93	3.90	4.09
(i) Non-tariff trade barriers				3.40	4.93	2.69	2.63
(ii) Compliance costs of importing and exporting				4.61	4.94	5.12	5.56
C. Black-market exchange rates				10.00	10.00	10.00	10.00
D. Controls of the movement of capital and people				2.42	1.45	2.52	2.62
(i) Foreign ownership / investment restrictions				6.43	3.36	3.23	3.53
(ii) Capital controls				0.83	1.00	3.33	3.33
(iii) Freedom of foreigners to visit				0.00	0.00	1.00	1.00
5. Regulation				6.43	6.41	6.59	6.90
A. Credit market regulations				8.11	8.01	8.95	9.17
(i) Ownership of banks					8.00	10.00	10.00
(ii) Private sector credit				7.22	8.03	7.86	8.52
(iii) Interest rate controls / negative real interest rates				9.00	8.00	9.00	9.00
B. Labor market regulations				7.02	6.38	6.26	5.85
(i) Hiring regulations and minimum wage				3.30	5.57	4.43	4.43
(ii) Hiring and firing regulations				7.79	4.99	4.60	3.65
(iii) Centralized collective bargaining				5.88	6.81	5.58	6.10
(iv) Hours regulations				8.00	8.00	10.00	8.00
(v) Mandated cost of worker dismissal				7.13	7.94	7.94	7.94
(vi) Conscription				10.00	5.00	5.00	5.00
C. Business regulations				4.17	4.83	4.56	5.66
(i) Administrative requirements				6.00	4.88	3.64	2.98
(ii) Bureaucracy costs				2.68	2.58	0.22	2.44
(iii) Starting a business				4.03	7.79	9.54	9.64
(iv) Extra payments / bribes / favoritism				3.77	2.66	2.84	2.74
(v) Licensing restrictions				6.36	8.89	9.22	9.22
(vi) Cost of tax compliance				2.20	2.20	1.88	6.97

Mauritius

	1980	1990	2000	2005	2010	2015	2017
	Rating (Rank)	Rating (Rank)	Rating (Rank)	Rating (Rank)	Rating (Rank)	Rating (Rank)	Rating (Rank)
Summary Ratings (Rank)	5.11 (55)	6.19 (37)	7.59 (27)	7.59 (26)	8.00 (8)	8.05 (8)	8.07 (9)
	Rating (Data)	Rating (Data)	Rating (Data)	Rating (Data)	Rating (Data)	Rating (Data)	Rating (Data)
1. Size of Government	6.49	7.18	7.64	7.49	7.97	7.88	8.05
A. Government consumption	7.14 (15.72)	7.24 (15.4)	7.00 (16.19)	6.62 (17.5)	7.09 (15.89)	6.86 (16.66)	6.81 (16.85)
B. Transfers and subsidies	8.37 (6.5)	8.99 (4.2)	8.49 (6.06)	8.62 (5.55)	8.45 (6.19)	9.34 (2.91)	8.48 (6.08)
C. Government enterprises and investment	4.00 (36)	4.00 (37.32)	6.00 (28.01)	6.00 (29.59)	7.00 (24.53)	6.00 (27.29)	7.00 (23.74)
D. Top marginal tax rate	3.00	7.00	8.00	7.50	9.00	9.00	9.00
(i) Top marginal income tax rate	3.00 (50)	7.00 (35)	9.00 (25)	8.00 (30)	10.00 (15)	10.00 (15)	10.00 (15)
(ii) Top marginal income and payroll tax rate		7.00 (35)	7.00 (33)	7.00 (31)	8.00 (26)	8.00 (26)	8.00 (26)
E. State Ownership of Assets	9.96	8.69	8.69	8.69	8.29	8.21	8.95
2. Legal System and Property Rights		6.28	6.44	5.68	6.21	6.47	6.86
A. Judicial independence			6.18	6.11	6.43	6.65	6.68
B. Impartial courts			7.01	6.42	5.80	5.88	5.71
C. Protection of property rights		5.90	4.80	7.63	7.06	6.59	6.69
D. Military interference in rule of law and politics			10.00	8.70	7.70	8.80	9.00
E. Integrity of the legal system		8.30	6.70				
F. Legal enforcement of contracts			3.94	3.94	4.55	5.03	5.25
G. Regulatory costs of the sale of real property				1.03	6.10	6.25	9.48
H. Reliability of police				5.49	5.47	6.25	5.99
I. Business costs of crime				6.11	6.54	6.99	6.78
<i>Gender Disparity Adjustment</i>	1.00	1.00	1.00	1.00	1.00	0.97	0.98
3. Sound Money	4.92	6.20	9.58	9.49	9.28	9.59	9.44
A. Money growth	9.21 (3.95)	7.47 (12.64)	9.64 (-1.81)	9.35 (3.25)	8.82 (5.88)	9.09 (4.53)	8.83 (5.83)
B. Standard deviation of inflation	5.80 (10.5)	9.37 (1.58)	9.51 (1.21)	9.59 (1.03)	8.87 (2.83)	9.52 (1.19)	9.66 (0.86)
C. Inflation: most recent year	4.69 (26.57)	7.98 (10.12)	9.16 (4.2)	9.02 (4.91)	9.42 (2.89)	9.74 (1.29)	9.27 (3.67)
D. Freedom to own foreign currency bank accounts	0.00	0.00	10.00	10.00	10.00	10.00	10.00
4. Freedom to Trade Internationally	2.44	4.51	7.22	7.96	8.29	8.37	8.48
A. Tariffs	3.31	3.14	3.54	7.44	9.17	9.46	9.49
(i) Revenue from trade taxes (% of trade sector)	3.60 (9.6)	4.93 (7.6)	6.81 (4.78)	7.59 (3.62)	9.71 (0.44)	9.92 (0.12)	9.82 (0.26)
(ii) Mean tariff rate	3.02 (34.9)	4.48 (27.6)	3.80 (31)	8.30 (8.5)	9.72 (1.4)	9.80 (1)	9.86 (0.7)
(iii) Standard deviation of tariff rates		0.00 (91.5)	0.00 (27.8)	6.43 (8.93)	8.08 (4.8)	8.66 (3.35)	8.79 (3.03)
B. Regulatory trade barriers			7.53	6.99	7.34	7.00	7.37
(i) Non-tariff trade barriers			7.88	6.15	6.43	6.14	6.20
(ii) Compliance costs of importing and exporting			7.17	7.82	8.26	7.86	8.54
C. Black-market exchange rates	2.00	8.40	10.00	10.00	10.00	10.00	10.00
D. Controls of the movement of capital and people	2.00	2.00	7.84	7.40	6.66	7.02	7.04
(i) Foreign ownership / investment restrictions			8.75	6.57	6.63	6.46	6.51
(ii) Capital controls	2.00	2.00	6.92	6.92	4.62	4.62	4.62
(iii) Freedom of foreigners to visit				8.70	8.74	10.00	10.00
5. Regulation	6.59	6.80	7.07	7.34	8.24	7.92	7.50
A. Credit market regulations	7.28	8.13	9.10	8.75	9.49	8.78	8.51
(i) Ownership of banks	8.00	10.00	10.00	10.00	10.00	8.00	8.00
(ii) Private sector credit	6.56	6.38	8.29	7.25	8.48	8.33	7.52
(iii) Interest rate controls / negative real interest rates		8.00	9.00	9.00	10.00	10.00	10.00
B. Labor market regulations			4.90	6.93	7.63	7.38	6.41
(i) Hiring regulations and minimum wage			3.12	10.00	10.00	5.57	6.67
(ii) Hiring and firing regulations			1.98	2.59	4.61	5.43	5.64
(iii) Centralized collective bargaining			3.55	3.52	5.64	5.77	6.17
(iv) Hours regulations			5.85	8.70	8.00	10.00	10.00
(v) Mandated cost of worker dismissal				6.76	7.53	7.53	0.00
(vi) Conscription	10.00	10.00	10.00	10.00	10.00	10.00	10.00
C. Business regulations			7.21	6.33	7.60	7.60	7.60
(i) Administrative requirements			5.93	2.16	4.28	4.67	4.42
(ii) Bureaucracy costs			7.50	4.40	9.09	9.78	8.89
(iii) Starting a business			8.42	8.44	9.77	9.77	9.83
(iv) Extra payments / bribes / favoritism			6.01	6.56	5.62	4.71	4.82
(v) Licensing restrictions				8.25	8.65	8.37	9.32
(vi) Cost of tax compliance			8.20	8.20	8.20	8.30	8.30

Mexico

	1980	1990	2000	2005	2010	2015	2017
	Rating (Rank)	Rating (Rank)	Rating (Rank)	Rating (Rank)	Rating (Rank)	Rating (Rank)	Rating (Rank)
Summary Ratings (Rank)	5.12 (53)	6.20 (36)	6.59 (71)	6.81 (70)	6.67 (88)	6.88 (80)	6.93 (76)
	Rating (Data)	Rating (Data)	Rating (Data)	Rating (Data)	Rating (Data)	Rating (Data)	Rating (Data)
1. Size of Government	5.31	7.67	7.11	7.03	6.85	7.57	7.90
A. Government consumption	7.83 (13.36)	8.60 (10.75)	7.65 (13.98)	7.51 (14.46)	7.28 (15.26)	7.11 (15.83)	7.29 (15.21)
B. Transfers and subsidies	8.94 (4.4)	9.25 (3.24)	7.92 (8.13)	7.92 (8.13)	6.53 (13.23)	6.28 (14.16)	6.35 (13.88)
C. Government enterprises and investment	2.00 (43)	7.00 (23.9)	8.00 (16.8)	7.00 (22.4)	6.00 (29.26)	8.00 (16.01)	10.00 (14.35)
D. Top marginal tax rate	4.00	7.00	5.00	6.00	7.50	8.00	8.00
(i) Top marginal income tax rate	4.00 (55)	7.00 (40)	7.00 (40)	8.00 (30)	9.00 (30)	8.00 (35)	8.00 (35)
(ii) Top marginal income and payroll tax rate			3.00 (47)	4.00 (42)	6.00 (43)	8.00 (35)	8.00 (35)
E. State Ownership of Assets	3.78	6.49	6.97	6.71	6.93	8.44	7.85
2. Legal System and Property Rights	6.29	6.76	4.78	4.96	4.57	4.22	4.18
A. Judicial independence			3.34	4.41	3.74	3.50	3.15
B. Impartial courts			5.18	3.85	3.72	3.21	3.04
C. Protection of property rights	7.60	7.30	4.38	6.05	5.05	5.13	5.05
D. Military interference in rule of law and politics			5.00	7.50	7.50	5.00	5.00
E. Integrity of the legal system	6.70	8.30	3.33	5.00	3.33	2.50	2.50
F. Legal enforcement of contracts			5.39	5.39	5.39	5.89	6.09
G. Regulatory costs of the sale of real property			6.86	6.89	6.86	7.50	7.64
H. Reliability of police				3.29	2.64	2.52	2.38
I. Business costs of crime				2.28	2.91	2.75	2.81
<i>Gender Disparity Adjustment</i>	1.00	1.00	1.00	1.00	1.00	1.00	1.00
3. Sound Money	7.70	3.59	6.85	8.08	8.07	8.15	7.89
A. Money growth	6.27 (18.66)	0.00 (51.34)	7.22 (13.89)	8.60 (7.02)	8.48 (7.59)	8.75 (6.26)	8.46 (7.69)
B. Standard deviation of inflation	9.08 (2.29)	0.00 (43.89)	7.09 (7.27)	9.51 (1.22)	9.61 (0.97)	9.40 (1.51)	9.31 (1.72)
C. Inflation: most recent year	5.44 (22.8)	4.37 (28.13)	8.10 (9.5)	9.20 (3.99)	9.17 (4.16)	9.46 (2.72)	8.79 (6.04)
D. Freedom to own foreign currency bank accounts	10.00	10.00	5.00	5.00	5.00	5.00	5.00
4. Freedom to Trade Internationally	1.30	7.63	7.51	7.25	7.00	7.56	7.64
A. Tariffs	1.91	7.88	7.48	7.55	6.58	7.83	8.11
(i) Revenue from trade taxes (% of trade sector)	0.00 (17.6)	8.67 (2)	9.37 (0.94)	9.37 (0.94)	9.37 (0.94)	9.77 (0.34)	9.79 (0.32)
(ii) Mean tariff rate	3.82 (30.9)	7.78 (11.1)	6.76 (16.2)	8.16 (9.2)	8.20 (9)	8.58 (7.1)	8.62 (6.9)
(iii) Standard deviation of tariff rates		7.20 (7)	6.32 (9.2)	5.13 (12.18)	2.15 (19.62)	5.14 (12.14)	5.92 (10.21)
B. Regulatory trade barriers			7.45	7.04	7.23	7.08	7.17
(i) Non-tariff trade barriers			6.40	6.15	6.05	5.70	5.87
(ii) Compliance costs of importing and exporting			8.50	7.93	8.41	8.47	8.47
C. Black-market exchange rates	0.00	10.00	10.00	10.00	10.00	10.00	10.00
D. Controls of the movement of capital and people	2.00	5.00	5.12	4.39	4.20	5.31	5.29
(i) Foreign ownership / investment restrictions			8.70	7.54	6.97	7.09	7.03
(ii) Capital controls	2.00	5.00	1.54	1.54	1.54	1.54	1.54
(iii) Freedom of foreigners to visit				4.10	4.09	7.30	7.30
5. Regulation	4.97	5.33	6.71	6.75	6.88	6.90	7.05
A. Credit market regulations	5.62	5.58	9.51	8.86	8.65	8.65	9.14
(i) Ownership of banks	8.00	0.00	10.00	10.00	10.00	8.00	8.00
(ii) Private sector credit	4.87	8.74	9.52	6.57	5.94	7.95	9.41
(iii) Interest rate controls / negative real interest rates	4.00	8.00	9.00	10.00	10.00	10.00	10.00
B. Labor market regulations		5.08	4.53	5.74	5.40	5.64	5.57
(i) Hiring regulations and minimum wage			2.75	6.70	6.67	6.67	6.67
(ii) Hiring and firing regulations		5.00	4.10	4.65	3.47	4.20	4.03
(iii) Centralized collective bargaining		7.24	5.65	6.89	6.41	7.13	6.91
(iv) Hours regulations			6.51	8.00	8.00	8.00	8.00
(v) Mandated cost of worker dismissal			5.18	5.18	4.82	4.82	4.82
(vi) Conscription	3.00	3.00	3.00	3.00	3.00	3.00	3.00
C. Business regulations			6.10	5.65	6.59	6.40	6.43
(i) Administrative requirements			6.73	2.70	3.15	2.85	2.81
(ii) Bureaucracy costs			6.33	3.79	7.58	6.89	6.89
(iii) Starting a business			7.92	8.95	9.57	9.54	9.59
(iv) Extra payments / bribes / favoritism			5.73	6.19	4.16	2.82	2.64
(v) Licensing restrictions				8.48	9.00	9.49	9.37
(vi) Cost of tax compliance			3.81	3.81	6.11	6.79	7.30

Moldova

	1980	1990	2000	2005	2010	2015	2017
	Rating (Rank)	Rating (Rank)	Rating (Rank)	Rating (Rank)	Rating (Rank)	Rating (Rank)	Rating (Rank)
Summary Ratings (Rank)				6.59 (79)	6.55 (98)	6.53 (104)	6.66 (97)
	Rating (Data)	Rating (Data)	Rating (Data)	Rating (Data)	Rating (Data)	Rating (Data)	Rating (Data)
1. Size of Government			4.39	7.34	6.42	6.24	6.38
A. Government consumption				7.55 (14.33)	6.15 (19.1)	6.65 (17.39)	7.31 (15.15)
B. Transfers and subsidies				6.56 (13.13)	6.07 (14.91)	6.52 (13.26)	6.82 (12.16)
C. Government enterprises and investment			4.00	10.00 (8.09)	7.00 (21.3)	6.00 (25.4)	6.00 (25.4)
D. Top marginal tax rate					7.00	7.00	7.00
(i) Top marginal income tax rate					10.00 (18)	10.00 (18)	10.00 (18)
(ii) Top marginal income and payroll tax rate					4.00 (41)	4.00 (42)	4.00 (42)
E. State Ownership of Assets		2.55	4.78	5.26	5.90	5.05	4.77
2. Legal System and Property Rights				5.11	5.27	4.25	4.34
A. Judicial independence				1.98	1.99	1.66	1.97
B. Impartial courts				2.62	3.34	1.94	2.54
C. Protection of property rights				4.20	3.86	3.57	4.11
D. Military interference in rule of law and politics				6.67	6.67	6.67	6.67
E. Integrity of the legal system				8.33	7.50	6.67	6.67
F. Legal enforcement of contracts				6.71	6.07	4.32	4.32
G. Regulatory costs of the sale of real property				8.73	9.61	9.60	9.53
H. Reliability of police				3.60	3.41	3.68	4.17
I. Business costs of crime				4.88	6.82	6.41	6.24
<i>Gender Disparity Adjustment</i>	0.93	0.93	0.93	0.93	0.93	0.72	0.69
3. Sound Money				6.65	7.38	7.79	8.15
A. Money growth				5.30 (23.51)	8.06 (9.72)	8.91 (5.47)	9.71 (1.44)
B. Standard deviation of inflation				8.92 (2.7)	7.96 (5.1)	9.20 (1.99)	9.19 (2.02)
C. Inflation: most recent year				7.38 (13.11)	8.52 (7.4)	8.06 (9.68)	8.69 (6.57)
D. Freedom to own foreign currency bank accounts				5.00	5.00	5.00	5.00
4. Freedom to Trade Internationally				6.80	6.81	7.45	7.48
A. Tariffs			9.23	8.50	8.64	8.70	8.72
(i) Revenue from trade taxes (% of trade sector)			9.23 (1.15)	9.15 (1.27)	9.15 (1.28)	9.38 (0.93)	9.37 (0.94)
(ii) Mean tariff rate				8.96 (5.2)	9.08 (4.6)	8.92 (5.4)	8.94 (5.3)
(iii) Standard deviation of tariff rates				7.38 (6.55)	7.68 (5.8)	7.80 (5.51)	7.84 (5.41)
B. Regulatory trade barriers				5.50	5.39	7.07	7.15
(i) Non-tariff trade barriers				5.70	5.48	5.35	5.50
(ii) Compliance costs of importing and exporting				5.30	5.30	8.79	8.79
C. Black-market exchange rates				10.00	10.00	10.00	10.00
D. Controls of the movement of capital and people				3.21	3.20	4.01	4.05
(i) Foreign ownership / investment restrictions				5.02	4.94	4.75	4.85
(ii) Capital controls				0.00	0.00	0.77	0.77
(iii) Freedom of foreigners to visit				4.60	4.65	6.53	6.53
5. Regulation				7.06	6.89	6.93	6.93
A. Credit market regulations				9.33	9.09	9.42	9.52
(i) Ownership of banks				8.00	10.00	10.00	10.00
(ii) Private sector credit			9.09	10.00	8.28	8.25	8.55
(iii) Interest rate controls / negative real interest rates				10.00	9.00	10.00	10.00
B. Labor market regulations				6.04	5.50	5.43	5.06
(i) Hiring regulations and minimum wage				6.70	5.57	5.57	4.43
(ii) Hiring and firing regulations				5.73	4.11	3.88	4.13
(iii) Centralized collective bargaining				7.48	7.55	7.33	6.02
(iv) Hours regulations				6.00	6.00	6.00	6.00
(v) Mandated cost of worker dismissal				7.31	6.79	6.79	6.79
(vi) Conscription				3.00	3.00	3.00	3.00
C. Business regulations				5.81	6.06	5.93	6.21
(i) Administrative requirements				2.55	3.22	3.01	3.27
(ii) Bureaucracy costs				3.53	6.52	6.00	7.11
(iii) Starting a business				8.84	9.58	9.74	9.82
(iv) Extra payments / bribes / favoritism				6.78	3.56	2.46	2.65
(v) Licensing restrictions				5.76	6.03	6.42	6.41
(vi) Cost of tax compliance				7.40	7.44	7.97	7.97

Mongolia

	1980	1990	2000	2005	2010	2015	2017
	Rating (Rank)	Rating (Rank)	Rating (Rank)	Rating (Rank)	Rating (Rank)	Rating (Rank)	Rating (Rank)
Summary Ratings (Rank)				7.05 (58)	7.01 (65)	7.33 (52)	7.43 (45)
	Rating (Data)	Rating (Data)	Rating (Data)	Rating (Data)	Rating (Data)	Rating (Data)	Rating (Data)
1. Size of Government			4.40	7.42	7.83	7.95	7.86
A. Government consumption				6.41 (18.22)	6.27 (18.69)	6.28 (18.64)	5.79 (20.32)
B. Transfers and subsidies				7.90 (8.2)	7.08 (11.23)	7.60 (9.3)	7.59 (9.34)
C. Government enterprises and investment			2.00	10.00 (7.63)	10.00 (5.55)	10.00 (4.62)	10.00 (4.62)
D. Top marginal tax rate				6.00	9.00	9.00	9.00
(i) Top marginal income tax rate				8.00 (30)	10.00 (10)	10.00 (10)	10.00 (10)
(ii) Top marginal income and payroll tax rate				4.00 (49)	8.00 (29)	8.00 (28)	8.00 (28)
E. State Ownership of Assets	0.00	0.56	6.80	6.80	6.81	6.86	6.92
2. Legal System and Property Rights				5.28	5.46	5.65	5.81
A. Judicial independence				2.62	2.67	3.65	3.14
B. Impartial courts				2.52	3.21	3.96	3.65
C. Protection of property rights				5.00	3.84	4.63	4.37
D. Military interference in rule of law and politics				8.80	8.33	8.33	8.33
E. Integrity of the legal system					6.67	6.67	6.67
F. Legal enforcement of contracts				6.24	6.24	5.79	6.25
G. Regulatory costs of the sale of real property				9.07	9.10	9.11	9.11
H. Reliability of police				3.23	4.42	5.25	5.28
I. Business costs of crime				4.73	6.52	6.92	6.74
<i>Gender Disparity Adjustment</i>	1.00	1.00	1.00	1.00	0.93	0.87	0.95
3. Sound Money				8.31	7.22	9.04	9.10
A. Money growth				8.48 (7.61)	4.74 (26.3)	9.32 (-3.4)	8.72 (6.42)
B. Standard deviation of inflation				7.30 (6.74)	6.17 (9.57)	8.00 (5)	8.49 (3.77)
C. Inflation: most recent year				7.46 (12.72)	7.97 (10.15)	8.84 (5.78)	9.19 (4.05)
D. Freedom to own foreign currency bank accounts				10.00	10.00	10.00	10.00
4. Freedom to Trade Internationally				6.80	6.94	6.88	6.73
A. Tariffs				9.18	9.13	9.20	8.95
(i) Revenue from trade taxes (% of trade sector)				9.01 (1.48)	8.69 (1.96)	8.97 (1.54)	8.79 (1.81)
(ii) Mean tariff rate				9.16 (4.2)	9.00 (5)	9.00 (5)	8.96 (5.2)
(iii) Standard deviation of tariff rates				9.37 (1.58)	9.70 (0.75)	9.64 (0.9)	9.08 (2.29)
B. Regulatory trade barriers				4.62	4.35	3.91	3.80
(i) Non-tariff trade barriers				3.90	5.32	5.23	5.01
(ii) Compliance costs of importing and exporting				5.34	3.37	2.59	2.59
C. Black-market exchange rates				10.00	10.00	10.00	10.00
D. Controls of the movement of capital and people				3.41	4.29	4.42	4.17
(i) Foreign ownership / investment restrictions				6.75	6.06	4.55	4.57
(ii) Capital controls				3.08	6.36	6.15	5.38
(iii) Freedom of foreigners to visit				0.40	0.44	2.54	2.54
5. Regulation				7.43	7.58	7.14	7.63
A. Credit market regulations				9.43	9.50	8.09	9.45
(i) Ownership of banks							
(ii) Private sector credit			10.00	9.85	10.00	6.18	8.90
(iii) Interest rate controls / negative real interest rates				9.00	9.00	10.00	10.00
B. Labor market regulations				7.05	7.18	6.93	6.81
(i) Hiring regulations and minimum wage				8.90	8.90	10.00	10.00
(ii) Hiring and firing regulations				7.00	5.95	4.77	4.50
(iii) Centralized collective bargaining				8.25	7.96	8.55	8.08
(iv) Hours regulations				6.00	8.00	6.00	6.00
(v) Mandated cost of worker dismissal				9.17	9.25	9.25	9.25
(vi) Conscription				3.00	3.00	3.00	3.00
C. Business regulations				5.82	6.06	6.41	6.65
(i) Administrative requirements				2.92	2.83	3.89	3.51
(ii) Bureaucracy costs				3.36	5.61	4.67	6.67
(iii) Starting a business				9.12	9.44	9.79	9.63
(iv) Extra payments / bribes / favoritism				4.67	3.19	3.11	2.91
(v) Licensing restrictions				7.12	7.44	8.68	8.68
(vi) Cost of tax compliance			7.71	7.71	7.85	8.34	8.50

Montenegro

	1980	1990	2000	2005	2010	2015	2017
	Rating (Rank)	Rating (Rank)	Rating (Rank)	Rating (Rank)	Rating (Rank)	Rating (Rank)	Rating (Rank)
Summary Ratings (Rank)				6.39 (90)	7.36 (43)	7.03 (75)	6.84 (83)
	Rating (Data)	Rating (Data)	Rating (Data)	Rating (Data)	Rating (Data)	Rating (Data)	Rating (Data)
1. Size of Government			2.70	5.80	6.38	6.43	5.93
A. Government consumption				2.94 (30)	5.24 (22.2)	5.93 (19.84)	5.94 (19.8)
B. Transfers and subsidies							
C. Government enterprises and investment			0.00	6.00 (25.8)	6.00 (26.3)	6.00 (29.76)	4.00 (37.96)
D. Top marginal tax rate				7.00	7.50	7.00	7.00
(i) Top marginal income tax rate				9.00 (23)	10.00 (14)	10.00 (15)	10.00 (12)
(ii) Top marginal income and payroll tax rate					5.00 (40)	4.00 (44)	4.00 (42)
E. State Ownership of Assets			5.40	7.26	6.77	6.79	6.79
2. Legal System and Property Rights				5.45	6.35	4.83	4.89
A. Judicial independence				3.50	5.28	4.26	4.52
B. Impartial courts				3.50	5.41	4.01	4.28
C. Protection of property rights				4.50	6.20	4.81	5.18
D. Military interference in rule of law and politics				10.00	7.70	6.70	6.30
E. Integrity of the legal system							
F. Legal enforcement of contracts				4.80	4.80	4.80	4.80
G. Regulatory costs of the sale of real property				7.72	7.64	7.68	7.64
H. Reliability of police				4.49	6.52	4.53	5.18
I. Business costs of crime				5.96	8.20	5.64	5.89
<i>Gender Disparity Adjustment</i>	0.96	0.96	0.96	0.96	0.96	0.82	0.79
3. Sound Money				7.13	8.32	8.40	8.15
A. Money growth					9.94 (-0.29)	9.15 (4.27)	8.82 (5.92)
B. Standard deviation of inflation				7.24 (6.9)	8.48 (3.81)	9.77 (0.58)	9.26 (1.86)
C. Inflation: most recent year				9.14 (4.32)	9.87 (0.65)	9.69 (1.55)	9.52 (2.38)
D. Freedom to own foreign currency bank accounts				5.00	5.00	5.00	5.00
4. Freedom to Trade Internationally				7.20	7.88	8.14	8.17
A. Tariffs				7.51	8.13	8.23	8.32
(i) Revenue from trade taxes (% of trade sector)				7.80 (3.3)	7.80 (3.3)	7.80 (3.3)	7.80 (3.3)
(ii) Mean tariff rate				8.68 (6.6)	9.02 (4.9)	9.20 (4)	9.24 (3.8)
(iii) Standard deviation of tariff rates				6.05 (9.9)	7.57 (6.08)	7.68 (5.8)	7.92 (5.21)
B. Regulatory trade barriers				6.31	7.23	7.58	7.51
(i) Non-tariff trade barriers				4.50	6.35	5.94	5.79
(ii) Compliance costs of importing and exporting				8.12	8.12	9.23	9.23
C. Black-market exchange rates				10.00	10.00	10.00	10.00
D. Controls of the movement of capital and people				5.00	6.15	6.74	6.86
(i) Foreign ownership / investment restrictions					6.55	5.22	5.59
(ii) Capital controls					6.92	6.92	6.92
(iii) Freedom of foreigners to visit				5.00	4.98	8.08	8.08
5. Regulation				6.38	7.88	7.35	7.04
A. Credit market regulations				9.45	9.78	8.33	6.67
(i) Ownership of banks				10.00	10.00	10.00	10.00
(ii) Private sector credit				8.34	9.34	5.00	0.00
(iii) Interest rate controls / negative real interest rates				10.00	10.00	10.00	10.00
B. Labor market regulations				4.76	7.66	7.03	7.66
(i) Hiring regulations and minimum wage				6.70	8.90	5.57	6.67
(ii) Hiring and firing regulations				2.00	5.21	4.32	4.70
(iii) Centralized collective bargaining				2.50	6.35	6.55	6.85
(iv) Hours regulations				8.00	10.00	8.00	10.00
(v) Mandated cost of worker dismissal				6.38	5.51	7.76	7.76
(vi) Conscription				3.00	10.00	10.00	10.00
C. Business regulations				4.92	6.20	6.68	6.78
(i) Administrative requirements				4.00	5.06	4.26	4.57
(ii) Bureaucracy costs				3.00	7.12	6.89	7.11
(iii) Starting a business				9.16	9.66	9.66	9.60
(iv) Extra payments / bribes / favoritism				3.00	5.62	4.19	4.33
(v) Licensing restrictions				4.55	3.90	8.42	8.42
(vi) Cost of tax compliance				5.83	5.83	6.64	6.64

Morocco

	1980	1990	2000	2005	2010	2015	2017
	Rating (Rank)	Rating (Rank)	Rating (Rank)	Rating (Rank)	Rating (Rank)	Rating (Rank)	Rating (Rank)
Summary Ratings (Rank)	4.25 (78)	4.95 (72)	5.96 (87)	6.29 (94)	6.52 (101)	6.57 (103)	6.69 (92)
	Rating (Data)	Rating (Data)	Rating (Data)	Rating (Data)	Rating (Data)	Rating (Data)	Rating (Data)
1. Size of Government	4.39	5.75	6.46	6.78	6.57	6.18	6.22
A. Government consumption	5.51 (21.26)	6.12 (19.18)	5.10 (22.65)	4.48 (24.75)	4.87 (23.43)	4.43 (24.95)	4.53 (24.6)
B. Transfers and subsidies	9.02 (4.1)	9.51 (2.3)	8.16 (7.25)	8.37 (6.48)	8.13 (7.35)	7.29 (10.43)	7.29 (10.43)
C. Government enterprises and investment	2.00 (46.8)	8.00 (19.8)	8.00 (18.1)	10.00 (13.6)	8.00 (18.67)	8.00 (17.66)	8.00 (17.66)
D. Top marginal tax rate	2.00	0.00	4.00	4.00	5.00	4.00	4.00
(i) Top marginal income tax rate	2.00 (64)	0.00 (87)	4.00 (44)	4.00 (44)	5.00 (38)	5.00 (44)	5.00 (38)
(ii) Top marginal income and payroll tax rate					5.00 (38)	3.00 (51)	3.00 (46)
E. State Ownership of Assets	3.42	5.13	7.05	7.05	6.85	7.20	7.29
2. Legal System and Property Rights	1.61	2.88	5.72	5.49	5.46	5.57	5.56
A. Judicial independence				4.07	4.28	4.51	4.73
B. Impartial courts			6.37	5.06	4.83	4.28	4.61
C. Protection of property rights	1.30	4.60		6.26	5.62	6.11	6.37
D. Military interference in rule of law and politics			6.67	6.67	6.67	6.67	6.67
E. Integrity of the legal system	1.70	3.30	10.00	8.33	8.33	7.50	6.67
F. Legal enforcement of contracts			4.30	4.30	5.09	5.09	5.01
G. Regulatory costs of the sale of real property			6.98	7.65	6.97	7.64	7.51
H. Reliability of police				6.65	5.34	8.00	7.58
I. Business costs of crime				6.60	6.60	7.33	6.93
<i>Gender Disparity Adjustment</i>	0.44	0.44	0.67	0.78	0.83	0.76	0.79
3. Sound Money	6.26	6.50	6.96	7.10	7.07	7.29	7.29
A. Money growth	8.75 (6.25)	8.09 (9.57)	8.63 (6.84)	8.94 (5.29)	9.29 (3.56)	9.95 (0.25)	9.58 (2.08)
B. Standard deviation of inflation	8.19 (4.52)	9.06 (2.36)	9.60 (0.99)	9.65 (0.86)	9.18 (2.05)	9.53 (1.16)	9.73 (0.67)
C. Inflation: most recent year	8.11 (9.46)	8.87 (5.66)	9.62 (1.89)	9.80 (0.98)	9.80 (0.99)	9.69 (1.56)	9.85 (0.75)
D. Freedom to own foreign currency bank accounts	0.00	0.00	0.00	0.00	0.00	0.00	0.00
4. Freedom to Trade Internationally	4.41	4.73	5.13	6.26	6.79	6.85	7.08
A. Tariffs	1.43	4.78	3.19	4.74	5.55	6.80	6.84
(i) Revenue from trade taxes (% of trade sector)	2.87 (10.7)	4.27 (8.6)	5.09 (7.36)	7.51 (3.73)	8.44 (2.34)	9.32 (1.03)	9.32 (1.02)
(ii) Mean tariff rate	0.00 (54)	5.30 (23.5)	3.28 (33.6)	6.12 (19.4)	6.38 (18.1)	7.70 (11.5)	7.72 (11.4)
(iii) Standard deviation of tariff rates			1.20 (22)	0.59 (23.52)	1.82 (20.45)	3.38 (16.56)	3.48 (16.3)
B. Regulatory trade barriers			7.33	5.88	6.87	5.70	6.52
(i) Non-tariff trade barriers				4.98	5.49	4.33	5.19
(ii) Compliance costs of importing and exporting			7.33	6.78	8.24	7.06	7.84
C. Black-market exchange rates	9.80	7.40	10.00	9.42	10.00	10.00	10.00
D. Controls of the movement of capital and people	2.00	2.00	0.00	5.01	4.75	4.90	4.97
(i) Foreign ownership / investment restrictions				7.07	6.30	6.51	6.72
(ii) Capital controls	2.00	2.00	0.00	0.77	0.77	0.77	0.77
(iii) Freedom of foreigners to visit				7.20	7.19	7.41	7.41
5. Regulation	4.55	4.90	5.52	5.84	6.71	6.97	7.27
A. Credit market regulations	5.69	6.09	7.32	7.74	7.40	8.22	8.81
(i) Ownership of banks	5.00	5.00	5.00	5.00	5.00	8.00	8.00
(ii) Private sector credit	6.38	5.26	7.95	9.21	9.20	8.66	8.43
(iii) Interest rate controls / negative real interest rates		8.00	9.00	9.00	8.00	8.00	10.00
B. Labor market regulations			3.72	3.65	6.02	5.91	5.95
(i) Hiring regulations and minimum wage			0.00	0.00	1.10	1.10	1.10
(ii) Hiring and firing regulations			3.17	5.30	5.08	3.91	3.95
(iii) Centralized collective bargaining			7.17	7.50	6.65	7.14	7.36
(iv) Hours regulations			6.00	6.00	8.00	8.00	8.00
(v) Mandated cost of worker dismissal			4.99	2.12	5.29	5.29	5.29
(vi) Conscription	1.00	1.00	1.00	1.00	10.00	10.00	10.00
C. Business regulations				6.12	6.71	6.80	7.07
(i) Administrative requirements				3.56	3.86	4.26	4.95
(ii) Bureaucracy costs				5.40	6.06	5.33	5.78
(iii) Starting a business			7.12	9.26	9.42	9.61	9.67
(iv) Extra payments / bribes / favoritism				5.08	4.70	4.46	4.26
(v) Licensing restrictions				7.42	8.91	9.47	9.48
(vi) Cost of tax compliance			5.99	5.99	7.33	7.63	8.26

Mozambique

	1980	1990	2000	2005	2010	2015	2017
	Rating (Rank)	Rating (Rank)	Rating (Rank)	Rating (Rank)	Rating (Rank)	Rating (Rank)	Rating (Rank)
Summary Ratings (Rank)				5.57 (125)	5.50 (140)	5.49 (147)	5.60 (149)
	Rating (Data)	Rating (Data)	Rating (Data)	Rating (Data)	Rating (Data)	Rating (Data)	Rating (Data)
1. Size of Government			8.01	6.09	5.14	5.44	5.43
A. Government consumption			8.08 (12.51)	8.41 (11.41)	5.76 (20.4)	3.43 (28.34)	3.82 (27.01)
B. Transfers and subsidies					9.01 (4.14)	9.02 (4.09)	9.53 (2.22)
C. Government enterprises and investment				2.00 (45.74)	0.00 (74.08)	2.00 (42.68)	2.00 (42.96)
D. Top marginal tax rate				6.00	6.00	6.00	6.00
(i) Top marginal income tax rate				7.00 (32)	7.00 (32)	7.00 (32)	7.00 (32)
(ii) Top marginal income and payroll tax rate				5.00 (37)	5.00 (38)	5.00 (38)	5.00 (38)
E. State Ownership of Assets	0.00	7.93	7.93	7.93	4.93	6.76	5.77
2. Legal System and Property Rights			1.64	3.23	4.15	3.97	4.10
A. Judicial independence				2.46	2.83	3.25	2.86
B. Impartial courts				2.68	3.69	3.03	2.77
C. Protection of property rights				4.82	4.17	4.40	4.32
D. Military interference in rule of law and politics				3.61	6.67	6.67	6.67
E. Integrity of the legal system				5.00	5.00	5.00	5.00
F. Legal enforcement of contracts			0.00	0.00	0.00	0.00	1.76
G. Regulatory costs of the sale of real property			4.21	4.54	6.35	7.47	7.48
H. Reliability of police				3.07	4.32	2.92	2.95
I. Business costs of crime				2.85	5.06	3.90	3.99
<i>Gender Disparity Adjustment</i>	0.56	0.56	0.56	1.00	0.96	0.95	0.95
3. Sound Money				7.64	5.86	6.39	6.94
A. Money growth		2.88 (35.58)	7.63 (11.85)	8.45 (7.77)	7.37 (13.16)	7.55 (12.27)	7.66 (11.71)
B. Standard deviation of inflation				8.56 (3.59)	8.60 (3.51)	8.73 (3.18)	8.12 (4.69)
C. Inflation: most recent year				8.57 (7.17)	7.46 (12.7)	9.29 (3.55)	6.98 (15.1)
D. Freedom to own foreign currency bank accounts				5.00	0.00	0.00	5.00
4. Freedom to Trade Internationally				6.10	6.51	6.41	6.52
A. Tariffs				6.75	7.98	7.89	8.05
(i) Revenue from trade taxes (% of trade sector)					8.90 (1.65)	8.63 (2.05)	9.12 (1.32)
(ii) Mean tariff rate				7.38 (13.1)	7.98 (10.1)	7.98 (10.1)	7.98 (10.1)
(iii) Standard deviation of tariff rates				6.13 (9.68)	7.05 (7.37)	7.05 (7.37)	7.05 (7.37)
B. Regulatory trade barriers			6.50	5.10	5.65	5.52	5.88
(i) Non-tariff trade barriers				4.68	4.82	4.84	4.36
(ii) Compliance costs of importing and exporting			6.50	5.53	6.49	6.20	7.40
C. Black-market exchange rates				10.00	10.00	10.00	10.00
D. Controls of the movement of capital and people				2.53	2.42	2.22	2.15
(i) Foreign ownership / investment restrictions				6.70	6.38	5.78	5.57
(ii) Capital controls				0.00	0.00	0.00	0.00
(iii) Freedom of foreigners to visit				0.90	0.89	0.89	0.89
5. Regulation				4.82	5.82	5.24	5.00
A. Credit market regulations				7.16	8.94	6.67	6.33
(i) Ownership of banks					10.00	10.00	10.00
(ii) Private sector credit				5.31	6.82	0.00	0.00
(iii) Interest rate controls / negative real interest rates				9.00	10.00	10.00	9.00
B. Labor market regulations				2.96	2.76	3.17	3.07
(i) Hiring regulations and minimum wage				2.80	1.67	3.33	3.33
(ii) Hiring and firing regulations				3.01	3.90	4.18	3.80
(iii) Centralized collective bargaining				5.25	4.97	5.51	5.28
(iv) Hours regulations				6.70	6.00	6.00	6.00
(v) Mandated cost of worker dismissal				0.00	0.00	0.00	0.00
(vi) Conscription				0.00	0.00	0.00	0.00
C. Business regulations				4.35	5.75	5.87	5.60
(i) Administrative requirements				2.01	4.33	3.66	3.51
(ii) Bureaucracy costs				2.31	4.24	2.67	2.44
(iii) Starting a business			5.64	5.73	9.46	9.20	8.19
(iv) Extra payments / bribes / favoritism				5.09	4.28	2.84	2.72
(v) Licensing restrictions				3.50	4.78	9.10	8.98
(vi) Cost of tax compliance			7.42	7.42	7.42	7.76	7.76

Myanmar

	1980	1990	2000	2005	2010	2015	2017
	Rating (Rank)	Rating (Rank)	Rating (Rank)	Rating (Rank)	Rating (Rank)	Rating (Rank)	Rating (Rank)
Summary Ratings (Rank)	3.81 (88)	2.51 (113)	3.45 (123)	3.77 (140)	3.94 (152)	5.52 (145)	5.63 (148)
	Rating (Data)	Rating (Data)	Rating (Data)	Rating (Data)	Rating (Data)	Rating (Data)	Rating (Data)
1. Size of Government		1.92	4.78	5.21	4.77	6.57	6.81
A. Government consumption			8.28 (11.86)	10.00 (4.1)	7.04 (16.07)	2.89 (30.17)	3.80 (27.09)
B. Transfers and subsidies						9.93 (0.77)	9.94 (0.73)
C. Government enterprises and investment		2.00 (45)	4.00 (34.36)	4.00 (34.36)	4.00 (35.14)	7.00 (24.27)	7.00 (24.27)
D. Top marginal tax rate			5.00	5.00	5.00	9.00	9.00
(i) Top marginal income tax rate			5.00 (40)	5.00 (40)	5.00 (40)	9.00 (25)	9.00 (25)
(ii) Top marginal income and payroll tax rate			5.00 (40)	5.00 (40)	5.00 (40)	9.00 (25)	9.00 (25)
E. State Ownership of Assets	0.40	1.85	1.85	1.85	3.03	4.03	4.30
2. Legal System and Property Rights	5.15	3.37	2.81	2.50	3.07	3.42	3.61
A. Judicial independence						2.70	2.70
B. Impartial courts			3.76	2.80	2.90	2.73	3.90
C. Protection of property rights	3.40	3.20				3.41	3.41
D. Military interference in rule of law and politics			0.00	0.00	1.67	2.50	2.50
E. Integrity of the legal system	8.30	3.30	5.00	5.00	5.00	5.00	5.00
F. Legal enforcement of contracts						1.87	1.87
G. Regulatory costs of the sale of real property						6.72	7.05
H. Reliability of police						3.10	
I. Business costs of crime						3.94	3.94
<i>Gender Disparity Adjustment</i>	0.93	0.93	0.93	0.93	0.93	0.93	0.90
3. Sound Money	6.90	4.23	5.53	4.96	5.73	6.30	6.67
A. Money growth	9.26 (3.69)	7.46 (12.7)	6.93 (15.36)	7.10 (14.51)	7.71 (11.43)	7.78 (11.1)	8.14 (9.31)
B. Standard deviation of inflation	8.59 (3.53)	3.16 (17.09)	5.22 (11.96)	4.60 (13.49)	6.76 (8.1)	9.58 (1.06)	9.45 (1.37)
C. Inflation: most recent year	9.75 (1.24)	6.29 (18.54)	9.98 (-0.11)	8.13 (9.37)	8.46 (7.72)	7.84 (10.8)	9.09 (4.57)
D. Freedom to own foreign currency bank accounts	0.00	0.00	0.00	0.00	0.00	0.00	0.00
4. Freedom to Trade Internationally	0.18	0.00	0.00	1.81	1.78	5.72	5.21
A. Tariffs	0.53	0.00	0.00	5.42	5.35	8.43	8.43
(i) Revenue from trade taxes (% of trade sector)	0.53 (14.2)	0.00 (19.35)	0.00 (19.8)	0.00 (57.21)	0.00 (57.21)	9.09 (1.36)	9.25 (1.13)
(ii) Mean tariff rate				9.10 (4.5)	8.88 (5.6)	8.88 (5.6)	8.70 (6.5)
(iii) Standard deviation of tariff rates				7.16 (7.11)	7.16 (7.11)	7.31 (6.72)	7.35 (6.63)
B. Regulatory trade barriers						2.92	0.89
(i) Non-tariff trade barriers						4.98	
(ii) Compliance costs of importing and exporting						0.86	0.89
C. Black-market exchange rates	0.00	0.00	0.00	0.00	0.00	10.00	10.00
D. Controls of the movement of capital and people	0.00	0.00	0.00	0.00	0.00	1.54	1.54
(i) Foreign ownership / investment restrictions						3.85	3.85
(ii) Capital controls	0.00	0.00	0.00	0.00	0.00	0.77	0.77
(iii) Freedom of foreigners to visit				0.00	0.00	0.00	0.00
5. Regulation	3.03	3.04	4.14	4.36	4.34	5.61	5.85
A. Credit market regulations	0.47	0.50	3.42	4.00	5.08	5.89	6.01
(i) Ownership of banks	0.00	0.00	0.00	0.00	0.00	0.00	0.00
(ii) Private sector credit	1.40	1.49	3.26	1.99	5.25	7.67	8.04
(iii) Interest rate controls / negative real interest rates	0.00	0.00	7.00	10.00	10.00	10.00	10.00
B. Labor market regulations						5.59	4.95
(i) Hiring regulations and minimum wage						8.90	7.77
(ii) Hiring and firing regulations						5.22	
(iii) Centralized collective bargaining						7.42	
(iv) Hours regulations						8.00	8.00
(v) Mandated cost of worker dismissal						4.01	4.01
(vi) Conscription	3.00	3.00	3.00	3.00	0.00	0.00	0.00
C. Business regulations						5.35	6.60
(i) Administrative requirements						3.24	
(ii) Bureaucracy costs					3.33	1.33	5.33
(iii) Starting a business						9.16	9.29
(iv) Extra payments / bribes / favoritism						2.18	2.18
(v) Licensing restrictions						9.36	9.36
(vi) Cost of tax compliance						6.84	6.84

Namibia

	1980	1990	2000	2005	2010	2015	2017
	Rating (Rank)	Rating (Rank)	Rating (Rank)	Rating (Rank)	Rating (Rank)	Rating (Rank)	Rating (Rank)
Summary Ratings (Rank)		4.91 (75)	6.67 (65)	6.62 (77)	6.78 (83)	6.68 (94)	6.53 (106)
	Rating (Data)	Rating (Data)	Rating (Data)	Rating (Data)	Rating (Data)	Rating (Data)	Rating (Data)
1. Size of Government	4.02	5.00	5.20	6.05	6.75	6.04	5.71
A. Government consumption	3.40 (28.44)	1.50 (34.91)	2.24 (32.4)	4.41 (24.99)	3.30 (28.79)	3.79 (27.11)	4.03 (26.3)
B. Transfers and subsidies		9.26 (3.2)	9.33 (2.96)	9.41 (2.66)	8.98 (4.25)	8.33 (6.64)	8.75 (5.09)
C. Government enterprises and investment	0.00 (57.9)	4.00 (38.6)	4.00 (32.26)	4.00 (30.72)	10.00 (13.17)	6.00 (27.08)	4.00 (37.96)
D. Top marginal tax rate			5.00	7.00	6.00	6.00	6.00
(i) Top marginal income tax rate			5.00 (36)	7.00 (35)	6.00 (37)	6.00 (37)	6.00 (37)
(ii) Top marginal income and payroll tax rate			5.00 (36)	7.00 (35)	6.00 (37)	6.00 (37)	6.00 (37)
E. State Ownership of Assets	8.67	5.24	5.45	5.45	5.49	6.10	5.77
2. Legal System and Property Rights		1.56	7.63	6.59	6.68	6.51	6.36
A. Judicial independence			7.18	7.07	6.44	6.97	7.12
B. Impartial courts			7.75	5.94	6.10	5.93	5.78
C. Protection of property rights		0.00	5.82	7.46	7.28	7.07	7.01
D. Military interference in rule of law and politics			10.00	10.00	10.00	10.00	10.00
E. Integrity of the legal system		3.30	10.00	8.33	8.33	8.33	8.33
F. Legal enforcement of contracts			6.25	6.25	6.25	4.82	4.82
G. Regulatory costs of the sale of real property			6.38	6.28	4.76	4.48	4.63
H. Reliability of police				3.63	5.97	5.74	5.52
I. Business costs of crime				4.32	4.94	5.27	4.76
<i>Gender Disparity Adjustment</i>	0.25	0.33	1.00	1.00	1.00	1.00	0.98
3. Sound Money		5.44	6.07	6.48	6.36	6.64	6.46
A. Money growth			7.57 (12.15)	8.97 (5.17)	8.24 (8.82)	8.99 (5.06)	8.55 (7.23)
B. Standard deviation of inflation		7.99 (5.03)	8.70 (3.25)	7.40 (6.49)	8.12 (4.71)	8.25 (4.37)	8.52 (3.71)
C. Inflation: most recent year		8.33 (8.34)	8.00 (10.02)	9.55 (2.26)	9.11 (4.47)	9.32 (3.41)	8.77 (6.14)
D. Freedom to own foreign currency bank accounts		0.00	0.00	0.00	0.00	0.00	0.00
4. Freedom to Trade Internationally		5.85	5.77	6.29	6.56	6.38	6.48
A. Tariffs	8.12	6.14	5.40	5.70	6.24	5.58	6.22
(i) Revenue from trade taxes (% of trade sector)		5.13 (7.3)	1.63 (12.55)	3.04 (10.44)	5.19 (7.21)	2.81 (10.79)	4.53 (8.21)
(ii) Mean tariff rate	8.12 (9.4)	7.80 (11)	8.56 (7.2)	8.88 (5.6)	8.46 (7.7)	8.48 (7.6)	8.48 (7.6)
(iii) Standard deviation of tariff rates		5.48 (11.3)	6.00 (10)	5.17 (12.08)	5.07 (12.32)	5.44 (11.4)	5.65 (10.87)
B. Regulatory trade barriers			7.67	5.74	6.02	5.66	5.49
(i) Non-tariff trade barriers				5.25	5.80	6.05	5.70
(ii) Compliance costs of importing and exporting			7.67	6.23	6.23	5.27	5.27
C. Black-market exchange rates		9.40	10.00	10.00	10.00	10.00	10.00
D. Controls of the movement of capital and people		2.00	0.00	3.71	3.96	4.27	4.22
(i) Foreign ownership / investment restrictions				6.64	6.58	6.29	6.15
(ii) Capital controls		2.00	0.00	0.00	0.77	0.77	0.77
(iii) Freedom of foreigners to visit				4.50	4.54	5.75	5.75
5. Regulation		6.73	8.67	7.69	7.56	7.83	7.66
A. Credit market regulations		7.68	9.79	9.99	8.67	9.00	8.82
(i) Ownership of banks			10.00	10.00	10.00	10.00	10.00
(ii) Private sector credit		9.37	9.36	9.98	6.00	7.00	6.45
(iii) Interest rate controls / negative real interest rates		6.00	10.00	10.00	10.00	10.00	10.00
B. Labor market regulations			7.55	7.61	7.71	8.14	8.19
(i) Hiring regulations and minimum wage			10.00	10.00	10.00	10.00	10.00
(ii) Hiring and firing regulations			3.17	3.68	3.57	4.28	4.54
(iii) Centralized collective bargaining			6.33	6.18	6.42	6.30	6.32
(iv) Hours regulations			8.00	8.00	8.00	10.00	10.00
(v) Mandated cost of worker dismissal			7.78	7.78	8.27	8.27	8.27
(vi) Conscription		10.00	10.00	10.00	10.00	10.00	10.00
C. Business regulations				5.47	6.29	6.36	5.96
(i) Administrative requirements				2.87	3.98	4.96	4.82
(ii) Bureaucracy costs				3.45	6.36	5.78	4.00
(iii) Starting a business			7.08	6.77	7.71	7.77	7.78
(iv) Extra payments / bribes / favoritism				5.80	5.45	4.36	4.25
(v) Licensing restrictions				8.15	8.47	8.68	8.31
(vi) Cost of tax compliance			5.80	5.80	5.80	6.61	6.61

Nepal

	1980	1990	2000	2005	2010	2015	2017
	Rating (Rank)	Rating (Rank)	Rating (Rank)	Rating (Rank)	Rating (Rank)	Rating (Rank)	Rating (Rank)
Summary Ratings (Rank)	5.35 (48)	5.08 (67)	5.80 (93)	6.18 (100)	6.10 (121)	6.41 (108)	6.49 (110)
	Rating (Data)	Rating (Data)	Rating (Data)	Rating (Data)	Rating (Data)	Rating (Data)	Rating (Data)
1. Size of Government	5.09	4.34	5.40	8.06	7.84	7.73	7.22
A. Government consumption	9.55 (7.54)	9.00 (9.4)	8.60 (10.77)	8.45 (11.27)	8.40 (11.45)	8.16 (12.27)	7.97 (12.89)
B. Transfers and subsidies					9.62 (1.89)	9.36 (2.84)	9.21 (3.41)
C. Government enterprises and investment	4.00 (37.3)	2.00 (43.2)	2.00 (43.2)	10.00 (14.64)	7.00 (20.25)	8.00 (18.74)	7.00 (20.17)
D. Top marginal tax rate						7.00	7.00
(i) Top marginal income tax rate						7.00 (35)	7.00 (35)
(ii) Top marginal income and payroll tax rate						7.00 (35)	7.00 (35)
E. State Ownership of Assets	1.73	2.02	5.61	5.73	6.34	6.12	4.91
2. Legal System and Property Rights			4.12	3.60	3.42	4.50	4.54
A. Judicial independence				5.16	3.63	5.22	4.53
B. Impartial courts			4.42	3.57	3.27	3.54	3.60
C. Protection of property rights				5.09	3.65	5.12	5.24
D. Military interference in rule of law and politics			5.61	0.00	1.80	3.80	4.50
E. Integrity of the legal system							
F. Legal enforcement of contracts			3.37	3.37	3.37	3.37	3.37
G. Regulatory costs of the sale of real property			7.77	7.80	8.26	8.33	8.34
H. Reliability of police				3.45	3.21	4.67	5.29
I. Business costs of crime				3.97	3.61	5.12	5.26
<i>Gender Disparity Adjustment</i>	0.56	0.56	0.56	0.78	0.78	0.84	0.81
3. Sound Money	6.10	6.26	6.97	6.60	6.26	6.40	6.81
A. Money growth	8.07 (9.66)	7.71 (11.47)	9.19 (-4.05)	8.91 (-5.46)	8.34 (8.32)	8.02 (9.88)	8.69 (6.54)
B. Standard deviation of inflation	7.86 (5.36)	9.48 (1.29)	9.19 (2.03)	8.86 (2.86)	8.72 (3.2)	9.16 (2.1)	9.27 (1.82)
C. Inflation: most recent year	8.48 (7.61)	7.86 (10.71)	9.50 (2.48)	8.63 (6.84)	8.00 (9.98)	8.43 (7.87)	9.27 (3.63)
D. Freedom to own foreign currency bank accounts	0.00	0.00	0.00	0.00	0.00	0.00	0.00
4. Freedom to Trade Internationally	4.97	3.87	5.97	6.62	6.43	6.74	6.63
A. Tariffs	4.92	4.81	6.10	6.14	6.29	6.18	6.01
(i) Revenue from trade taxes (% of trade sector)	4.27 (8.6)	4.13 (8.8)	6.59 (5.11)	5.97 (6.05)	5.72 (6.42)	5.59 (6.62)	5.00 (7.5)
(ii) Mean tariff rate	5.58 (22.1)	5.48 (22.6)	7.06 (14.7)	7.06 (14.7)	7.54 (12.3)	7.54 (12.3)	7.58 (12.1)
(iii) Standard deviation of tariff rates			4.64 (13.4)	5.39 (11.54)	5.62 (10.95)	5.42 (11.44)	5.45 (11.37)
B. Regulatory trade barriers				4.58	4.72	6.15	5.86
(i) Non-tariff trade barriers				4.79	4.90	5.56	5.50
(ii) Compliance costs of importing and exporting				4.37	4.54	6.75	6.22
C. Black-market exchange rates	10.00	6.80	10.00	10.00	10.00	10.00	10.00
D. Controls of the movement of capital and people	0.00	0.00	1.82	5.77	4.69	4.62	4.64
(i) Foreign ownership / investment restrictions				4.82	4.08	3.87	3.92
(ii) Capital controls	0.00	0.00	1.82	2.50	0.00	0.00	0.00
(iii) Freedom of foreigners to visit				10.00	10.00	10.00	10.00
5. Regulation	5.24	5.83	6.53	6.02	6.54	6.70	7.24
A. Credit market regulations	4.00	5.56	6.25	7.23	8.21	8.33	9.33
(i) Ownership of banks	0.00	0.00	0.00	2.00	8.00	8.00	8.00
(ii) Private sector credit	6.00	6.68	8.76	9.68	9.64	10.00	10.00
(iii) Interest rate controls / negative real interest rates	6.00	10.00	10.00	10.00	7.00	7.00	10.00
B. Labor market regulations			6.81	5.91	5.90	5.75	6.39
(i) Hiring regulations and minimum wage			5.60	4.40	3.33	3.33	6.67
(ii) Hiring and firing regulations				3.56	4.13	3.01	3.61
(iii) Centralized collective bargaining				5.86	5.35	5.58	5.48
(iv) Hours regulations			10.00	10.00	10.00	10.00	10.00
(v) Mandated cost of worker dismissal			1.66	1.66	2.60	2.60	2.60
(vi) Conscription	10.00	10.00	10.00	10.00	10.00	10.00	10.00
C. Business regulations				4.91	5.51	6.02	6.00
(i) Administrative requirements				3.07	3.13	3.50	3.70
(ii) Bureaucracy costs				4.18	5.76	4.89	5.11
(iii) Starting a business			8.23	8.18	8.68	9.18	9.24
(iv) Extra payments / bribes / favoritism				4.20	3.22	2.85	2.92
(v) Licensing restrictions				4.41	5.93	9.49	8.98
(vi) Cost of tax compliance			5.43	5.43	6.35	6.20	6.04

Netherlands

	1980	1990	2000	2005	2010	2015	2017
	Rating (Rank)	Rating (Rank)	Rating (Rank)	Rating (Rank)	Rating (Rank)	Rating (Rank)	Rating (Rank)
Summary Ratings (Rank)	7.42 (8)	7.67 (13)	8.10 (12)	7.86 (17)	7.65 (24)	7.78 (23)	7.72 (25)
	Rating (Data)	Rating (Data)	Rating (Data)	Rating (Data)	Rating (Data)	Rating (Data)	Rating (Data)
1. Size of Government	5.01	5.53	4.69	5.04	4.20	4.45	4.34
A. Government consumption	5.23 (22.22)	5.93 (19.85)	2.54 (31.37)	2.05 (33.02)	0.42 (38.56)	1.11 (36.22)	1.30 (35.58)
B. Transfers and subsidies	2.13 (29.4)	2.32 (28.7)	2.79 (26.97)	4.55 (20.51)	3.02 (26.12)	3.51 (24.3)	3.83 (23.16)
C. Government enterprises and investment	10.00 (14.8)	10.00 (12.7)	8.00 (16.39)	8.00 (18.41)	7.00 (21.02)	8.00 (18.19)	8.00 (16.73)
D. Top marginal tax rate	0.00	1.50	2.50	3.00	3.00	3.00	2.00
(i) Top marginal income tax rate	0.00 (72)	3.00 (60)	3.00 (52)	3.00 (52)	3.00 (52)	3.00 (52)	2.00 (52)
(ii) Top marginal income and payroll tax rate		0.00 (63)	2.00 (54)	3.00 (52)	3.00 (52)	3.00 (52)	2.00 (52)
E. State Ownership of Assets	7.69	7.89	7.62	7.62	7.56	6.65	6.56
2. Legal System and Property Rights	7.48	8.35	8.72	8.36	8.10	8.21	8.11
A. Judicial independence			9.52	9.05	8.91	8.97	8.97
B. Impartial courts			9.52	8.90	7.32	7.48	7.17
C. Protection of property rights	7.60	10.00	9.09	9.21	8.06	8.64	8.56
D. Military interference in rule of law and politics			10.00	10.00	10.00	10.00	10.00
E. Integrity of the legal system	10.00	10.00	10.00	10.00	10.00	10.00	10.00
F. Legal enforcement of contracts			5.11	5.11	5.14	5.14	5.14
G. Regulatory costs of the sale of real property			7.80	7.90	7.86	7.95	7.95
H. Reliability of police				7.99	8.51	8.72	8.44
I. Business costs of crime				7.05	7.08	7.01	6.79
<i>Gender Disparity Adjustment</i>	1.00	1.00	1.00	1.00	1.00	1.00	1.00
3. Sound Money	9.43	9.64	9.57	9.46	9.56	9.75	9.42
A. Money growth	9.47 (2.64)	9.45 (2.74)	9.26 (3.7)	8.87 (5.64)	8.92 (5.4)	9.34 (3.32)	8.16 (9.22)
B. Standard deviation of inflation	9.35 (1.63)	9.58 (1.04)	9.54 (1.15)	9.30 (1.75)	9.57 (1.08)	9.78 (0.54)	9.80 (0.51)
C. Inflation: most recent year	8.90 (5.52)	9.54 (2.31)	9.50 (2.52)	9.66 (1.7)	9.75 (1.27)	9.88 (0.6)	9.72 (1.38)
D. Freedom to own foreign currency bank accounts	10.00	10.00	10.00	10.00	10.00	10.00	10.00
4. Freedom to Trade Internationally	9.00	8.81	9.48	8.54	8.56	8.61	8.66
A. Tariffs	8.99	8.44	9.18	8.39	8.34	8.36	8.23
(i) Revenue from trade taxes (% of trade sector)	9.73 (0.4)	9.67 (0.5)	9.78 (0.33)	9.59 (0.62)	9.63 (0.55)	9.10 (1.35)	9.00 (1.5)
(ii) Mean tariff rate	8.24 (8.8)	8.52 (7.4)	9.52 (2.4)	9.46 (2.7)	8.98 (5.1)	8.98 (5.1)	8.98 (5.1)
(iii) Standard deviation of tariff rates		7.12 (7.2)	8.24 (4.4)	6.13 (9.67)	6.41 (8.98)	7.00 (7.5)	6.70 (8.26)
B. Regulatory trade barriers			9.21	8.15	8.30	8.20	8.52
(i) Non-tariff trade barriers			9.25	7.01	7.31	6.44	7.08
(ii) Compliance costs of importing and exporting			9.17	9.29	9.29	9.96	9.96
C. Black-market exchange rates	10.00	10.00	10.00	10.00	10.00	10.00	10.00
D. Controls of the movement of capital and people	8.00	8.00	9.54	7.60	7.61	7.89	7.88
(i) Foreign ownership / investment restrictions			9.85	7.95	7.26	7.47	7.43
(ii) Capital controls	8.00	8.00	9.23	8.46	9.17	8.46	8.46
(iii) Freedom of foreigners to visit				6.40	6.42	7.74	7.74
5. Regulation	6.21	6.05	8.06	7.89	7.81	7.85	8.06
A. Credit market regulations	9.44	9.26	10.00	9.99	8.87	8.11	8.33
(i) Ownership of banks	10.00	10.00	10.00	10.00	8.00	5.00	5.00
(ii) Private sector credit	8.33	7.78	10.00	9.96	8.61	9.33	10.00
(iii) Interest rate controls / negative real interest rates	10.00	10.00	10.00	10.00	10.00	10.00	10.00
B. Labor market regulations	2.97	2.83	5.73	6.67	6.72	7.33	7.51
(i) Hiring regulations and minimum wage			4.47	8.30	6.67	6.67	6.67
(ii) Hiring and firing regulations		3.38	2.58	3.17	3.57	5.03	5.72
(iii) Centralized collective bargaining	5.18	4.49	4.40	4.14	4.09	4.76	5.16
(iv) Hours regulations	2.73	2.46	4.51	6.00	6.00	10.00	10.00
(v) Mandated cost of worker dismissal			8.42	8.42	10.00	7.53	7.53
(vi) Conscription	1.00	1.00	10.00	10.00	10.00	10.00	10.00
C. Business regulations			8.44	7.02	7.85	8.12	8.34
(i) Administrative requirements			7.73	3.64	4.15	4.96	5.61
(ii) Bureaucracy costs			9.10	5.99	8.64	9.11	9.56
(iii) Starting a business			9.29	9.40	9.52	9.82	9.84
(iv) Extra payments / bribes / favoritism			8.88	8.91	8.34	7.86	8.09
(v) Licensing restrictions				7.01	7.85	8.29	8.29
(vi) Cost of tax compliance			7.20	7.20	8.58	8.67	8.67

New Zealand

	1980	1990	2000	2005	2010	2015	2017
	Rating (Rank)	Rating (Rank)	Rating (Rank)	Rating (Rank)	Rating (Rank)	Rating (Rank)	Rating (Rank)
Summary Ratings (Rank)	6.49 (18)	7.94 (9)	8.60 (5)	8.48 (3)	8.42 (3)	8.54 (3)	8.50 (3)
	Rating (Data)	Rating (Data)	Rating (Data)	Rating (Data)	Rating (Data)	Rating (Data)	Rating (Data)
1. Size of Government	4.08	5.69	6.80	6.44	6.15	6.77	6.64
A. Government consumption	5.12 (22.59)	5.54 (21.17)	4.84 (23.56)	4.87 (23.45)	4.00 (26.4)	4.63 (24.25)	5.05 (22.81)
B. Transfers and subsidies	4.17 (21.9)	2.64 (27.5)	6.90 (11.87)	7.10 (11.16)	5.82 (15.84)	6.29 (14.13)	6.37 (13.82)
C. Government enterprises and investment	4.00 (30.8)	6.00 (25.3)	10.00 (14.84)	8.00 (16.17)	8.00 (19.1)	8.00 (18.1)	8.00 (17.32)
D. Top marginal tax rate	2.00	7.00	5.00	5.00	5.00	7.00	7.00
(i) Top marginal income tax rate	2.00 (61.5)	7.00 (33)	5.00 (39)	5.00 (39)	5.00 (36)	7.00 (33)	7.00 (33)
(ii) Top marginal income and payroll tax rate		7.00 (33)	5.00 (40.3)	5.00 (40)	5.00 (37)	7.00 (34)	7.00 (34)
E. State Ownership of Assets	5.09	7.26	7.26	7.26	7.93	7.93	6.75
2. Legal System and Property Rights	8.04	8.35	8.99	8.70	8.69	8.74	8.61
A. Judicial independence			9.19	8.86	9.55	9.47	9.21
B. Impartial courts			9.19	8.15	7.59	7.62	7.30
C. Protection of property rights	9.20	10.00	7.15	8.66	8.07	8.58	8.60
D. Military interference in rule of law and politics			10.00	10.00	10.00	10.00	10.00
E. Integrity of the legal system	10.00	10.00	10.00	9.65	9.17	9.17	9.17
F. Legal enforcement of contracts			7.50	7.50	7.48	7.18	7.18
G. Regulatory costs of the sale of real property			9.90	9.93	9.93	9.95	9.95
H. Reliability of police				7.46	8.67	9.35	8.88
I. Business costs of crime				8.08	7.76	7.33	7.23
<i>Gender Disparity Adjustment</i>	1.00	1.00	1.00	1.00	1.00	1.00	1.00
3. Sound Money	6.31	8.64	9.54	9.65	9.65	9.51	9.51
A. Money growth	9.11 (4.46)	7.25 (13.76)	9.19 (4.06)	9.73 (1.36)	9.84 (-0.81)	8.86 (5.7)	9.00 (4.99)
B. Standard deviation of inflation	9.20 (2)	7.84 (5.39)	9.48 (1.29)	9.47 (1.33)	9.34 (1.66)	9.22 (1.96)	9.40 (1.51)
C. Inflation: most recent year	6.93 (15.36)	9.46 (2.7)	9.48 (2.62)	9.39 (3.04)	9.42 (2.91)	9.95 (0.23)	9.63 (1.85)
D. Freedom to own foreign currency bank accounts	0.00	10.00	10.00	10.00	10.00	10.00	10.00
4. Freedom to Trade Internationally	7.62	8.85	9.32	8.73	8.67	8.57	8.61
A. Tariffs	7.87	6.56	9.01	8.88	9.10	9.13	9.12
(i) Revenue from trade taxes (% of trade sector)	8.33 (2.5)	8.87 (1.7)	9.47 (0.79)	9.30 (1.04)	8.81 (1.79)	8.83 (1.76)	8.81 (1.79)
(ii) Mean tariff rate	7.40 (13)	7.10 (14.5)	9.32 (3.4)	9.00 (5)	9.58 (2.1)	9.60 (2)	9.60 (2)
(iii) Standard deviation of tariff rates		3.72 (15.7)	8.24 (4.4)	8.33 (4.17)	8.92 (2.69)	8.96 (2.6)	8.96 (2.6)
B. Regulatory trade barriers			9.38	8.90	8.86	7.96	8.13
(i) Non-tariff trade barriers			9.09	9.04	8.95	7.20	7.51
(ii) Compliance costs of importing and exporting			9.67	8.76	8.76	8.72	8.74
C. Black-market exchange rates	10.00	10.00	10.00	10.00	10.00	10.00	10.00
D. Controls of the movement of capital and people	5.00	10.00	8.89	7.15	6.72	7.18	7.19
(i) Foreign ownership / investment restrictions			9.32	7.84	7.36	6.89	6.91
(ii) Capital controls	5.00	10.00	8.46	7.69	6.92	6.92	6.92
(iii) Freedom of foreigners to visit				5.90	5.86	7.74	7.74
5. Regulation	6.38	8.18	8.36	8.86	8.92	9.11	9.13
A. Credit market regulations	6.18	9.59	9.83	10.00	9.61	10.00	10.00
(i) Ownership of banks	5.00	10.00	10.00	10.00	10.00	10.00	10.00
(ii) Private sector credit	7.54	8.77	9.49	10.00	8.84	10.00	10.00
(iii) Interest rate controls / negative real interest rates	6.00	10.00	10.00	10.00	10.00	10.00	10.00
B. Labor market regulations	6.58	6.78	6.60	8.51	8.51	8.82	8.77
(i) Hiring regulations and minimum wage			3.62	8.90	8.90	8.90	8.90
(ii) Hiring and firing regulations		7.62	3.07	4.46	4.54	6.02	5.95
(iii) Centralized collective bargaining	5.18	5.18	8.05	7.68	7.61	8.02	7.79
(iv) Hours regulations	4.57	4.31	4.84	10.00	10.00	10.00	10.00
(v) Mandated cost of worker dismissal			10.00	10.00	10.00	10.00	10.00
(vi) Conscription	10.00	10.00	10.00	10.00	10.00	10.00	10.00
C. Business regulations			8.67	8.08	8.64	8.52	8.63
(i) Administrative requirements			7.47	4.13	5.01	5.08	5.56
(ii) Bureaucracy costs			7.80	6.13	9.70	10.00	9.78
(iii) Starting a business			9.61	9.61	9.96	9.98	9.98
(iv) Extra payments / bribes / favoritism			9.23	9.60	9.27	8.38	8.60
(v) Licensing restrictions				9.81	9.81	9.40	9.40
(vi) Cost of tax compliance			9.22	9.22	8.07	8.30	8.43

Nicaragua

	1980	1990	2000	2005	2010	2015	2017
	Rating (Rank)	Rating (Rank)	Rating (Rank)	Rating (Rank)	Rating (Rank)	Rating (Rank)	Rating (Rank)
Summary Ratings (Rank)	3.43 (99)	3.04 (108)	7.03 (48)	7.25 (49)	7.02 (64)	7.08 (71)	7.01 (74)
	Rating (Data)	Rating (Data)	Rating (Data)	Rating (Data)	Rating (Data)	Rating (Data)	Rating (Data)
1. Size of Government	4.79	4.25	7.45	8.38	7.47	7.12	6.64
A. Government consumption	6.09 (19.29)	0.00 (42.57)	6.72 (17.14)	8.91 (9.72)	7.38 (14.9)	6.85 (16.7)	6.50 (17.91)
B. Transfers and subsidies	9.02 (4.1)	8.28 (6.8)	8.53 (5.88)	10.00 (0.4)	9.84 (1.08)	10.00 (0.46)	10.00 (0.36)
C. Government enterprises and investment	0.00 (71.9)	2.00 (45.3)	6.00 (25.5)	7.00 (24.3)	6.00 (27.6)	7.00 (22.93)	6.00 (25.43)
D. Top marginal tax rate	5.00		6.00	6.00	8.00	6.00	6.00
(i) Top marginal income tax rate	5.00 (50)		8.00 (30)	8.00 (30)	8.00 (30)	8.00 (30)	8.00 (30)
(ii) Top marginal income and payroll tax rate			4.00 (44)	4.00 (44)	8.00 (30)	4.00 (44)	4.00 (45)
E. State Ownership of Assets	3.85	6.72	9.99	9.99	6.14	5.74	4.72
2. Legal System and Property Rights	2.44	3.77	4.17	4.06	4.30	4.45	4.43
A. Judicial independence				0.81	1.34	1.13	1.02
B. Impartial courts			4.16	1.91	2.29	2.43	1.89
C. Protection of property rights	2.30	4.70	2.08	4.06	3.69	3.74	4.21
D. Military interference in rule of law and politics			3.33	3.89	5.00	4.17	4.17
E. Integrity of the legal system	1.70	3.30	6.67	6.67	5.83	5.83	5.83
F. Legal enforcement of contracts			4.77	4.77	5.75	5.14	5.14
G. Regulatory costs of the sale of real property			5.49	6.51	7.73	7.30	6.97
H. Reliability of police				5.45	4.13	4.50	5.19
I. Business costs of crime				4.60	5.04	6.79	6.44
<i>Gender Disparity Adjustment</i>	0.89	0.89	0.89	0.89	0.90	0.95	0.95
3. Sound Money	5.78	0.00	8.66	8.85	8.29	8.90	9.15
A. Money growth	5.91 (20.47)	0.00 (1589.23)	7.58 (12.11)	8.34 (8.3)	6.55 (17.27)	7.34 (13.29)	8.26 (8.69)
B. Standard deviation of inflation	4.56 (13.61)	0.00 (4792.48)	9.26 (1.85)	8.96 (2.59)	7.70 (5.74)	9.05 (2.38)	9.09 (2.27)
C. Inflation: most recent year	2.68 (36.62)	0.00 (5012.69)	7.81 (10.94)	8.08 (9.6)	8.91 (5.45)	9.20 (4)	9.23 (3.85)
D. Freedom to own foreign currency bank accounts	10.00	0.00	10.00	10.00	10.00	10.00	10.00
4. Freedom to Trade Internationally	0.70	4.70	8.06	7.64	7.82	7.81	7.80
A. Tariffs	2.10	6.09	8.77	8.31	8.49	8.47	8.48
(i) Revenue from trade taxes (% of trade sector)	4.20 (8.7)	7.13 (4.3)	8.84 (1.74)	9.16 (1.26)	9.51 (0.73)	9.55 (0.68)	9.55 (0.67)
(ii) Mean tariff rate	0.00 (54)	5.04 (24.8)	9.36 (3.2)	8.64 (6.8)	8.88 (5.6)	8.86 (5.7)	8.86 (5.7)
(iii) Standard deviation of tariff rates			8.12 (4.7)	7.13 (7.17)	7.07 (7.34)	7.01 (7.47)	7.04 (7.41)
B. Regulatory trade barriers			5.48	4.24	5.83	5.65	5.51
(i) Non-tariff trade barriers			3.78	3.70	4.94	4.97	4.96
(ii) Compliance costs of importing and exporting			7.17	4.77	6.72	6.33	6.07
C. Black-market exchange rates	0.00	8.00	10.00	10.00	10.00	10.00	10.00
D. Controls of the movement of capital and people	0.00	0.00	7.99	8.02	6.98	7.13	7.22
(i) Foreign ownership / investment restrictions			8.30	6.37	5.57	6.02	6.26
(ii) Capital controls	0.00	0.00	7.69	7.69	5.38	5.38	5.38
(iii) Freedom of foreigners to visit				10.00	10.00	10.00	10.00
5. Regulation		2.47	6.83	7.32	7.20	7.14	7.01
A. Credit market regulations	0.00	0.00	8.05	9.33	9.51	9.42	9.45
(i) Ownership of banks				10.00	10.00	10.00	10.00
(ii) Private sector credit		0.00	7.10	9.00	9.54	9.26	9.36
(iii) Interest rate controls / negative real interest rates	0.00	0.00	9.00	9.00	9.00	9.00	9.00
B. Labor market regulations			6.39	7.17	6.44	6.46	5.97
(i) Hiring regulations and minimum wage			3.63	7.80	6.67	6.67	6.67
(ii) Hiring and firing regulations			6.12	5.70	5.39	5.47	5.14
(iii) Centralized collective bargaining			6.65	7.58	6.34	6.37	5.73
(iv) Hours regulations			4.00	4.00	4.00	4.00	2.00
(v) Mandated cost of worker dismissal			7.96	7.96	6.26	6.26	6.26
(vi) Conscription	5.00	0.00	10.00	10.00	10.00	10.00	10.00
C. Business regulations			6.04	5.46	5.64	5.55	5.61
(i) Administrative requirements			6.03	3.24	3.74	2.96	3.27
(ii) Bureaucracy costs			5.18	4.62	4.85	3.56	4.00
(iii) Starting a business			7.23	7.37	7.62	8.87	8.88
(iv) Extra payments / bribes / favoritism			4.45	4.80	3.34	2.61	2.52
(v) Licensing restrictions				5.44	6.59	7.54	7.24
(vi) Cost of tax compliance			7.31	7.31	7.68	7.75	7.75

Niger

	1980	1990	2000	2005	2010	2015	2017
	Rating (Rank)	Rating (Rank)	Rating (Rank)	Rating (Rank)	Rating (Rank)	Rating (Rank)	Rating (Rank)
Summary Ratings (Rank)	4.49 (71)	4.77 (85)	5.21 (111)	4.99 (134)	5.78 (134)	5.59 (143)	5.83 (142)
	Rating (Data)	Rating (Data)	Rating (Data)	Rating (Data)	Rating (Data)	Rating (Data)	Rating (Data)
1. Size of Government	5.25	4.34	4.89	6.86	8.35	6.23	6.24
A. Government consumption	8.19 (12.15)	7.63 (14.06)	7.91 (13.1)	6.69 (17.27)	6.77 (16.97)	5.49 (21.33)	6.14 (19.14)
B. Transfers and subsidies	9.46 (2.5)			10.00 (0.38)	9.84 (1.09)	9.84 (1.09)	9.84 (1.09)
C. Government enterprises and investment	0.00 (79.9)	0.00 (64.8)	0.00 (58.5)	4.00 (33.8)	10.00 (14.98)	4.00 (30.79)	4.00 (30.75)
D. Top marginal tax rate						5.00	5.00
(i) Top marginal income tax rate						7.00 (35)	7.00 (35)
(ii) Top marginal income and payroll tax rate						3.00 (46)	3.00 (46)
E. State Ownership of Assets	3.36	5.39	6.75	6.75	6.79	6.82	6.22
2. Legal System and Property Rights	3.00	3.41	2.64	2.64	3.47	3.41	3.74
A. Judicial independence							5.35
B. Impartial courts			3.49	4.10	4.60	4.50	4.40
C. Protection of property rights	4.00	3.20				4.10	4.10
D. Military interference in rule of law and politics			6.67	5.00	3.33	3.33	3.33
E. Integrity of the legal system	5.80	8.30	3.33	3.33	3.33	3.33	3.33
F. Legal enforcement of contracts			2.74	2.74	2.74	3.16	4.40
G. Regulatory costs of the sale of real property			4.34	5.36	5.72	6.38	7.26
H. Reliability of police							
I. Business costs of crime							
<i>Gender Disparity Adjustment</i>	0.29	0.29	0.29	0.29	0.76	0.65	0.63
3. Sound Money	4.90	7.08	8.25	6.47	6.61	6.78	7.08
A. Money growth	5.92 (20.42)	9.78 (-1.1)	9.04 (-4.78)	8.98 (-5.11)	7.82 (10.88)	8.06 (9.71)	9.36 (3.2)
B. Standard deviation of inflation	7.86 (5.35)	8.86 (2.85)	9.54 (1.14)	8.46 (3.85)	8.77 (3.07)	9.27 (1.84)	9.52 (1.21)
C. Inflation: most recent year	5.84 (20.82)	9.68 (-1.6)	9.42 (2.9)	8.44 (7.8)	9.84 (0.8)	9.80 (1.01)	9.44 (2.8)
D. Freedom to own foreign currency bank accounts	0.00	0.00	5.00	0.00	0.00	0.00	0.00
4. Freedom to Trade Internationally	4.67	4.22	5.87	4.10	4.37	5.49	5.57
A. Tariffs	4.40	3.47	7.60	5.19	6.24	6.13	6.13
(i) Revenue from trade taxes (% of trade sector)	4.40 (8.4)	3.47 (9.8)		0.86 (13.71)	3.82 (9.27)	3.82 (9.27)	3.82 (9.27)
(ii) Mean tariff rate			7.60 (12)	7.46 (12.7)	7.62 (11.9)	7.56 (12.2)	7.56 (12.2)
(iii) Standard deviation of tariff rates				7.26 (6.84)	7.29 (6.78)	7.02 (7.44)	7.02 (7.44)
B. Regulatory trade barriers				1.22	1.22	4.37	4.71
(i) Non-tariff trade barriers							5.05
(ii) Compliance costs of importing and exporting				1.22	1.22	4.37	4.37
C. Black-market exchange rates	9.60	9.20	10.00	10.00	10.00	10.00	10.00
D. Controls of the movement of capital and people	0.00	0.00	0.00	0.00	0.00	1.44	1.44
(i) Foreign ownership / investment restrictions							
(ii) Capital controls	0.00	0.00	0.00	0.00	0.00	0.77	0.77
(iii) Freedom of foreigners to visit				0.00	0.00	2.10	2.10
5. Regulation	4.64	4.79	4.40	4.88	6.12	6.07	6.54
A. Credit market regulations	4.30	6.13	5.67	7.54	9.79	7.09	7.63
(i) Ownership of banks	2.00	2.00	5.00	10.00	10.00	8.00	10.00
(ii) Private sector credit	8.91	8.38	8.01	8.63	9.37	8.27	7.89
(iii) Interest rate controls / negative real interest rates	2.00	8.00	4.00	4.00	10.00	5.00	5.00
B. Labor market regulations			3.14	3.14	3.85	4.26	4.26
(i) Hiring regulations and minimum wage			1.10	1.10	0.00	1.67	1.67
(ii) Hiring and firing regulations							
(iii) Centralized collective bargaining							
(iv) Hours regulations			4.70	4.70	6.00	8.00	8.00
(v) Mandated cost of worker dismissal			6.76	6.76	9.40	7.38	7.38
(vi) Conscription		0.00	0.00	0.00	0.00	0.00	0.00
C. Business regulations				3.97	4.71	6.86	7.73
(i) Administrative requirements							
(ii) Bureaucracy costs					3.94	2.22	4.89
(iii) Starting a business			3.10	3.35	6.34	9.18	9.65
(iv) Extra payments / bribes / favoritism							
(v) Licensing restrictions				1.60	1.59	9.06	9.41
(vi) Cost of tax compliance			6.97	6.97	6.97	6.97	6.97

Nigeria

	1980	1990	2000	2005	2010	2015	2017
	Rating (Rank)	Rating (Rank)	Rating (Rank)	Rating (Rank)	Rating (Rank)	Rating (Rank)	Rating (Rank)
Summary Ratings (Rank)	3.48 (96)	3.61 (105)	5.14 (112)	5.90 (112)	6.21 (116)	6.63 (97)	6.86 (81)
	Rating (Data)	Rating (Data)	Rating (Data)	Rating (Data)	Rating (Data)	Rating (Data)	Rating (Data)
1. Size of Government	2.44	3.04	6.03	6.43	7.25	8.50	8.59
A. Government consumption	6.58 (17.64)	5.48 (21.37)	7.56 (14.28)	9.15 (8.91)	8.35 (11.6)	9.47 (7.8)	10.00 (5.47)
B. Transfers and subsidies					9.86 (1.02)	9.87 (0.99)	9.87 (0.99)
C. Government enterprises and investment	0.00 (50.9)	0.00 (88.1)	2.00 (47.28)	2.00 (45.28)	6.00 (25.35)	10.00 (13.48)	10.00 (13.48)
D. Top marginal tax rate	0.00	2.00	9.00	9.00	7.00	7.00	7.00
(i) Top marginal income tax rate	0.00 (70)	2.00 (55)	9.00 (25)	9.00 (25)	9.00 (25)	9.00 (24)	9.00 (24)
(ii) Top marginal income and payroll tax rate			9.00 (25)	9.00 (25)	5.00 (37)	5.00 (38)	5.00 (38)
E. State Ownership of Assets	3.17	4.69	5.57	5.57	5.02	6.16	6.08
2. Legal System and Property Rights	2.95	2.82	2.80	3.50	3.80	3.61	3.32
A. Judicial independence				3.59	4.52	4.69	3.96
B. Impartial courts			3.56	3.74	4.78	3.70	2.94
C. Protection of property rights	3.60	3.20	2.52	4.66	3.69	4.99	4.58
D. Military interference in rule of law and politics			3.33	3.33	3.33	3.33	3.33
E. Integrity of the legal system	1.70	1.70	5.00	2.78	3.33	3.33	3.33
F. Legal enforcement of contracts			3.06	5.08	5.08	3.12	4.85
G. Regulatory costs of the sale of real property			0.00	3.45	3.45	5.23	4.80
H. Reliability of police				2.91	3.33	3.32	3.19
I. Business costs of crime				3.14	4.04	3.48	3.44
<i>Gender Disparity Adjustment</i>	0.93	0.93	0.93	0.93	0.93	0.85	0.74
3. Sound Money	5.91	4.14	5.37	6.41	6.59	7.94	8.57
A. Money growth	6.70 (16.51)	6.06 (19.72)	5.93 (20.35)	7.74 (11.3)	6.11 (19.46)	9.19 (-4.04)	8.96 (-5.19)
B. Standard deviation of inflation	9.44 (1.39)	1.93 (20.18)	1.95 (20.12)	6.46 (8.86)	8.00 (4.99)	9.37 (1.58)	8.63 (3.43)
C. Inflation: most recent year	7.52 (12.42)	8.57 (7.16)	8.61 (6.93)	6.43 (17.86)	7.26 (13.72)	8.20 (9.02)	6.70 (16.52)
D. Freedom to own foreign currency bank accounts	0.00	0.00	5.00	5.00	5.00	5.00	10.00
4. Freedom to Trade Internationally	1.30	2.96	5.23	5.95	6.39	5.93	6.08
A. Tariffs	3.91	3.49	3.76	7.04	7.26	7.29	7.24
(i) Revenue from trade taxes (% of trade sector)	4.33 (8.5)	7.33 (4)					
(ii) Mean tariff rate	3.48 (32.6)	3.14 (34.3)		7.68 (11.6)	7.66 (11.7)	7.58 (12.1)	7.58 (12.1)
(iii) Standard deviation of tariff rates		0.00 (30.8)	3.76 (15.6)	6.40 (9)	6.86 (7.84)	7.00 (7.5)	6.90 (7.74)
B. Regulatory trade barriers			4.43	4.80	5.18	3.17	3.06
(i) Non-tariff trade barriers			3.20	4.48	4.65	6.35	6.13
(ii) Compliance costs of importing and exporting			5.67	5.11	5.72	0.00	0.00
C. Black-market exchange rates	0.00	5.40	5.68	7.86	9.42	8.45	9.36
D. Controls of the movement of capital and people	0.00	0.00	7.04	4.11	3.68	4.80	4.63
(i) Foreign ownership / investment restrictions			8.69	6.93	6.05	6.58	6.52
(ii) Capital controls	0.00	0.00	5.38	5.38	5.00	5.83	5.38
(iii) Freedom of foreigners to visit				0.00	0.00	1.99	1.99
5. Regulation	4.82	5.08	6.27	7.20	7.03	7.20	7.75
A. Credit market regulations	2.00	3.56	6.53	9.81	8.41	8.56	8.99
(i) Ownership of banks	2.00	2.00	5.00	10.00	10.00	10.00	10.00
(ii) Private sector credit		8.69	6.60	9.44	9.22	6.69	6.97
(iii) Interest rate controls / negative real interest rates	2.00	0.00	8.00	10.00	6.00	9.00	10.00
B. Labor market regulations			7.37	8.11	8.02	8.92	8.93
(i) Hiring regulations and minimum wage			4.79	10.00	7.77	10.00	10.00
(ii) Hiring and firing regulations			7.15	6.62	6.93	6.25	6.15
(iii) Centralized collective bargaining			6.93	6.69	7.36	7.29	7.42
(iv) Hours regulations			10.00	10.00	10.00	10.00	10.00
(v) Mandated cost of worker dismissal			5.36	5.36	6.05	10.00	10.00
(vi) Conscription	10.00	10.00	10.00	10.00	10.00	10.00	10.00
C. Business regulations			4.90	3.66	4.67	4.10	5.34
(i) Administrative requirements			7.83	3.72	4.38	3.28	2.89
(ii) Bureaucracy costs			6.03	3.16	3.64	1.11	2.00
(iii) Starting a business			7.59	8.05	8.17	8.87	9.33
(iv) Extra payments / bribes / favoritism			3.03	3.89	3.20	2.21	2.37
(v) Licensing restrictions				3.16	8.62	9.14	9.25
(vi) Cost of tax compliance			0.00	0.00	0.00	0.00	6.18

North Macedonia

	1980	1990	2000	2005	2010	2015	2017
	Rating (Rank)	Rating (Rank)	Rating (Rank)	Rating (Rank)	Rating (Rank)	Rating (Rank)	Rating (Rank)
Summary Ratings (Rank)				6.49 (83)	7.05 (63)	7.21 (60)	7.02 (73)
	Rating (Data)	Rating (Data)	Rating (Data)	Rating (Data)	Rating (Data)	Rating (Data)	Rating (Data)
1. Size of Government			6.32	6.06	6.44	6.48	6.74
A. Government consumption			6.94 (16.42)	6.03 (19.51)	6.03 (19.49)	6.00 (19.59)	6.34 (18.44)
B. Transfers and subsidies				6.81 (12.21)	4.76 (19.74)	4.55 (20.49)	4.55 (20.49)
C. Government enterprises and investment				4.00 (35.72)	4.00 (33.8)	6.00 (28)	7.00 (22.6)
D. Top marginal tax rate				6.00	8.50	8.50	8.50
(i) Top marginal income tax rate				9.00 (24)	10.00 (10)	10.00 (10)	10.00 (10)
(ii) Top marginal income and payroll tax rate				3.00 (47)	7.00 (34)	7.00 (34)	7.00 (34)
E. State Ownership of Assets			5.69	7.46	8.90	7.32	7.32
2. Legal System and Property Rights			5.89	4.19	5.13	5.07	4.31
A. Judicial independence				2.37	3.15	3.46	2.23
B. Impartial courts				3.19	3.44	3.74	2.10
C. Protection of property rights				4.12	4.42	5.12	4.11
D. Military interference in rule of law and politics				3.50	5.10	5.80	5.60
E. Integrity of the legal system							
F. Legal enforcement of contracts			4.62	5.55	5.79	3.94	3.94
G. Regulatory costs of the sale of real property			7.39	7.00	8.23	8.38	8.38
H. Reliability of police				4.70	5.26	6.63	4.13
I. Business costs of crime				3.69	6.45	5.70	5.70
<i>Gender Disparity Adjustment</i>	0.96	0.96	0.96	0.96	0.96	0.90	0.90
3. Sound Money				7.59	7.97	8.31	8.14
A. Money growth			7.20 (13.98)	6.01 (19.95)	8.05 (9.76)	9.00 (5.02)	8.55 (7.25)
B. Standard deviation of inflation				9.36 (1.59)	9.16 (2.11)	9.32 (1.69)	9.28 (1.79)
C. Inflation: most recent year				9.99 (0.04)	9.68 (1.61)	9.94 (-0.3)	9.73 (1.35)
D. Freedom to own foreign currency bank accounts				5.00	5.00	5.00	5.00
4. Freedom to Trade Internationally				7.36	7.45	7.95	7.89
A. Tariffs				9.01	8.05	8.23	8.25
(i) Revenue from trade taxes (% of trade sector)				8.83 (1.75)	9.35 (0.97)	9.57 (0.65)	9.57 (0.64)
(ii) Mean tariff rate				9.18 (4.1)	8.46 (7.7)	8.62 (6.9)	8.64 (6.8)
(iii) Standard deviation of tariff rates					6.34 (9.16)	6.49 (8.76)	6.55 (6.55)
B. Regulatory trade barriers			7.50	5.95	6.98	7.69	7.41
(i) Non-tariff trade barriers				5.56	5.48	5.78	5.22
(ii) Compliance costs of importing and exporting			7.50	6.34	8.47	9.60	9.60
C. Black-market exchange rates				10.00	10.00	10.00	10.00
D. Controls of the movement of capital and people				4.47	4.78	5.89	5.89
(i) Foreign ownership / investment restrictions				5.04	4.39	6.08	6.08
(ii) Capital controls				0.77	2.31	3.08	3.08
(iii) Freedom of foreigners to visit				7.60	7.63	8.52	8.52
5. Regulation				7.24	8.25	8.22	8.02
A. Credit market regulations				10.00	9.65	9.59	9.71
(i) Ownership of banks				10.00	10.00	10.00	10.00
(ii) Private sector credit				10.00	8.94	8.77	9.12
(iii) Interest rate controls / negative real interest rates				10.00	10.00	10.00	10.00
B. Labor market regulations				5.89	7.81	7.24	6.98
(i) Hiring regulations and minimum wage				3.90	7.23	7.23	6.10
(ii) Hiring and firing regulations				5.06	5.58	5.27	4.46
(iii) Centralized collective bargaining				7.80	8.27	5.20	5.55
(iv) Hours regulations				6.00	8.00	8.00	8.00
(v) Mandated cost of worker dismissal				7.59	7.76	7.76	7.76
(vi) Conscription				5.00	10.00	10.00	10.00
C. Business regulations				5.82	7.31	7.82	7.38
(i) Administrative requirements				3.20	3.59	4.46	3.13
(ii) Bureaucracy costs				5.29	8.79	9.33	8.44
(iii) Starting a business			8.10	8.98	9.88	9.93	9.54
(iv) Extra payments / bribes / favoritism				4.88	4.93	5.05	5.05
(v) Licensing restrictions				3.66	8.01	9.46	9.43
(vi) Cost of tax compliance			8.92	8.92	8.67	8.67	8.67

Norway

	1980	1990	2000	2005	2010	2015	2017
	Rating (Rank)	Rating (Rank)	Rating (Rank)	Rating (Rank)	Rating (Rank)	Rating (Rank)	Rating (Rank)
Summary Ratings (Rank)	5.87 (30)	7.14 (17)	7.49 (30)	7.76 (19)	7.54 (29)	7.24 (57)	7.62 (32)
	Rating (Data)	Rating (Data)	Rating (Data)	Rating (Data)	Rating (Data)	Rating (Data)	Rating (Data)
1. Size of Government	3.63	3.69	3.90	5.85	5.14	4.93	4.93
A. Government consumption	3.36 (28.57)	3.06 (29.59)	2.76 (30.62)	2.13 (32.75)	1.81 (33.83)	1.42 (35.16)	1.49 (34.93)
B. Transfers and subsidies	4.11 (22.1)	2.70 (27.3)	4.76 (19.72)	5.11 (18.44)	4.88 (19.3)	4.95 (19.02)	4.64 (20.18)
C. Government enterprises and investment	4.00 (35.9)	4.00 (37.4)	2.00 (43.1)	10.00 (14.5)	7.00 (20.12)	7.00 (20.48)	7.00 (21.24)
D. Top marginal tax rate	0.00	2.00	3.50	5.50	5.50	4.50	4.50
(i) Top marginal income tax rate	0.00 (75)	3.00 (51)	5.00 (47.5)	7.00 (40)	7.00 (40)	6.00 (39)	6.00 (38)
(ii) Top marginal income and payroll tax rate		1.00 (64)	2.00 (64)	4.00 (54)	4.00 (54)	3.00 (54)	3.00 (53)
E. State Ownership of Assets	6.68	6.68	6.49	6.49	6.49	6.78	7.01
2. Legal System and Property Rights	7.05	8.35	8.70	8.97	8.65	8.83	8.48
A. Judicial independence			8.35	8.86	8.80	9.29	8.81
B. Impartial courts			8.68	8.81	7.33	7.52	6.52
C. Protection of property rights	6.40	10.00	7.20	8.83	8.22	8.62	8.27
D. Military interference in rule of law and politics			10.00	10.00	10.00	10.00	10.00
E. Integrity of the legal system	10.00	10.00	10.00	10.00	10.00	10.00	10.00
F. Legal enforcement of contracts			7.53	7.53	7.75	7.75	6.85
G. Regulatory costs of the sale of real property			9.16	9.16	9.12	9.12	9.12
H. Reliability of police				8.63	8.34	9.14	8.56
I. Business costs of crime				8.93	8.32	8.04	8.20
<i>Gender Disparity Adjustment</i>	1.00	1.00	1.00	1.00	1.00	1.00	1.00
3. Sound Money	6.43	8.73	9.03	9.20	9.32	7.01	9.55
A. Money growth	9.41 (2.93)	6.77 (16.13)	9.17 (4.17)	8.64 (6.8)	9.93 (-0.33)	9.76 (-1.18)	9.61 (-1.93)
B. Standard deviation of inflation	8.95 (2.63)	8.91 (2.72)	7.55 (6.11)	8.45 (3.87)	7.82 (5.44)	8.73 (3.18)	8.97 (2.58)
C. Inflation: most recent year	7.38 (13.12)	9.23 (3.87)	9.38 (3.09)	9.70 (1.52)	9.52 (2.4)	9.57 (2.17)	9.62 (1.88)
D. Freedom to own foreign currency bank accounts	0.00	10.00	10.00	10.00	10.00	0.00	10.00
4. Freedom to Trade Internationally	6.89	8.88	8.47	7.38	7.29	7.65	7.57
A. Tariffs	9.28	8.63	7.55	6.07	6.16	6.19	6.22
(i) Revenue from trade taxes (% of trade sector)	9.80 (0.3)	9.80 (0.3)	9.88 (0.17)	9.92 (0.12)	9.89 (0.16)	9.90 (0.15)	9.89 (0.16)
(ii) Mean tariff rate	8.76 (6.2)	8.86 (5.7)	9.42 (2.9)	8.28 (8.6)	8.60 (7)	8.68 (6.6)	8.76 (6.2)
(iii) Standard deviation of tariff rates		7.24 (6.9)	3.36 (16.6)	0.00 (37.41)	0.00 (29.75)	0.00 (29.44)	0.00 (28.02)
B. Regulatory trade barriers			8.48	7.02	7.07	7.96	7.71
(i) Non-tariff trade barriers			7.80	4.90	4.99	6.07	5.57
(ii) Compliance costs of importing and exporting			9.17	9.14	9.14	9.85	9.85
C. Black-market exchange rates	9.40	10.00	10.00	10.00	10.00	10.00	10.00
D. Controls of the movement of capital and people	2.00	8.00	7.84	6.43	5.93	6.46	6.34
(i) Foreign ownership / investment restrictions			8.76	7.42	6.64	7.03	6.65
(ii) Capital controls	2.00	8.00	6.92	5.38	4.62	4.62	4.62
(iii) Freedom of foreigners to visit				6.50	6.53	7.74	7.74
5. Regulation	5.35	6.08	7.33	7.42	7.31	7.79	7.59
A. Credit market regulations	7.19	8.51	9.00	9.67	10.00	10.00	9.33
(i) Ownership of banks	10.00	8.00	10.00	10.00	10.00	10.00	10.00
(ii) Private sector credit	5.56	7.53	10.00	10.00	10.00	10.00	10.00
(iii) Interest rate controls / negative real interest rates	6.00	10.00	7.00	9.00	10.00	10.00	8.00
B. Labor market regulations	3.52	3.64	4.62	4.86	4.34	5.23	5.36
(i) Hiring regulations and minimum wage			5.00	3.90	3.90	7.23	7.23
(ii) Hiring and firing regulations		4.88	2.05	2.83	2.94	4.35	4.27
(iii) Centralized collective bargaining	5.18	5.18	4.03	4.63	4.17	4.81	4.66
(iv) Hours regulations	4.40	3.52	4.84	6.00	4.00	4.00	6.00
(v) Mandated cost of worker dismissal			8.79	8.79	10.00	10.00	10.00
(vi) Conscription	1.00	1.00	3.00	3.00	1.00	1.00	0.00
C. Business regulations			8.37	7.74	7.59	8.13	8.08
(i) Administrative requirements			6.08	4.70	3.78	5.29	4.92
(ii) Bureaucracy costs			8.70	7.09	7.58	7.56	7.78
(iii) Starting a business			9.30	9.67	9.69	9.85	9.85
(iv) Extra payments / bribes / favoritism			8.73	9.26	8.67	7.93	7.71
(v) Licensing restrictions				6.72	6.78	9.12	9.12
(vi) Cost of tax compliance			9.02	9.02	9.02	9.07	9.11

Oman

	1980	1990	2000	2005	2010	2015	2017
	Rating (Rank)	Rating (Rank)	Rating (Rank)	Rating (Rank)	Rating (Rank)	Rating (Rank)	Rating (Rank)
Summary Ratings (Rank)		6.11 (38)	7.37 (37)	7.15 (54)	6.91 (72)	6.60 (98)	6.76 (89)
	Rating (Data)	Rating (Data)	Rating (Data)	Rating (Data)	Rating (Data)	Rating (Data)	Rating (Data)
1. Size of Government	4.44	4.40	4.79	4.51	4.70	4.34	4.44
A. Government consumption	0.00 (47.45)	0.00 (58.84)	1.65 (34.4)	0.34 (38.84)	1.12 (36.2)	0.00 (45.33)	0.21 (39.3)
B. Transfers and subsidies	9.59 (2)	9.35 (2.9)	9.61 (1.92)	9.53 (2.22)	9.65 (1.8)	8.13 (7.35)	8.13 (7.35)
C. Government enterprises and investment	0.00 (58.8)	0.00 (59.19)	0.00 (62.99)	0.00 (73.27)	0.00 (59.71)	0.00 (66.72)	0.00 (66.72)
D. Top marginal tax rate	10.00	10.00	10.00	10.00	10.00	10.00	10.00
(i) Top marginal income tax rate	10.00 (0)	10.00 (0)	10.00 (0)	10.00 (0)	10.00 (0)	10.00 (0)	10.00 (0)
(ii) Top marginal income and payroll tax rate		10.00 (0)	10.00 (0)	10.00 (0)	10.00 (0)	10.00 (17)	10.00 (17)
E. State Ownership of Assets	2.61	2.64	2.69	2.69	2.76	3.59	3.87
2. Legal System and Property Rights		4.13	6.02	5.92	6.01	6.01	6.18
A. Judicial independence					6.83	6.09	6.97
B. Impartial courts			7.43	6.80	6.34	5.58	6.03
C. Protection of property rights		4.60			7.54	7.41	7.63
D. Military interference in rule of law and politics			8.33	8.33	8.33	8.33	8.33
E. Integrity of the legal system		6.70	8.33	8.33	8.33	8.33	8.33
F. Legal enforcement of contracts			5.14	5.14	5.14	5.14	5.04
G. Regulatory costs of the sale of real property			8.71	8.71	8.71	8.71	8.05
H. Reliability of police					8.22	8.76	8.83
I. Business costs of crime					8.77	8.80	8.80
<i>Gender Disparity Adjustment</i>	0.59	0.59	0.59	0.59	0.59	0.61	0.64
3. Sound Money	5.40	7.67	8.31	8.68	7.29	8.34	8.74
A. Money growth	9.35 (3.25)	9.47 (-2.67)	9.62 (-1.92)	8.75 (6.23)	7.57 (12.13)	8.63 (6.85)	9.38 (-3.09)
B. Standard deviation of inflation	2.24 (19.39)	4.54 (13.65)	3.88 (15.31)	6.32 (9.19)	2.21 (19.47)	4.75 (13.12)	5.89 (10.28)
C. Inflation: most recent year	0.00 (51.11)	6.68 (16.62)	9.75 (-1.27)	9.63 (1.86)	9.36 (3.2)	9.99 (0.07)	9.68 (1.6)
D. Freedom to own foreign currency bank accounts	10.00	10.00	10.00	10.00	10.00	10.00	10.00
4. Freedom to Trade Internationally		7.11	8.68	7.92	8.05	7.65	7.67
A. Tariffs		9.33	9.38	7.70	7.92	8.08	7.85
(i) Revenue from trade taxes (% of trade sector)		9.33 (1)	9.55 (0.67)	9.45 (0.83)	9.41 (0.89)	9.63 (0.56)	9.63 (0.56)
(ii) Mean tariff rate			9.06 (4.7)	9.24 (3.8)	8.90 (5.5)	8.90 (5.5)	8.88 (5.6)
(iii) Standard deviation of tariff rates			9.52 (1.2)	4.40 (13.99)	5.44 (11.4)	5.71 (10.73)	5.05 (12.38)
B. Regulatory trade barriers				6.70	7.64	6.54	6.84
(i) Non-tariff trade barriers					6.51	6.08	6.12
(ii) Compliance costs of importing and exporting				6.70	8.76	7.00	7.57
C. Black-market exchange rates	10.00	10.00	10.00	10.00	10.00	10.00	10.00
D. Controls of the movement of capital and people	2.00	2.00	6.67	7.28	6.67	5.98	5.98
(i) Foreign ownership / investment restrictions					6.32	5.25	5.25
(ii) Capital controls	2.00	2.00	6.67	6.67	5.83	5.38	5.38
(iii) Freedom of foreigners to visit				7.90	7.85	7.30	7.30
5. Regulation	7.14	7.24	9.04	8.72	8.52	6.66	6.77
A. Credit market regulations	8.89	9.28	9.45	10.00	8.95	6.67	6.65
(i) Ownership of banks	8.00	8.00	10.00	10.00	10.00	10.00	10.00
(ii) Private sector credit	9.79	9.85	8.34	10.00	9.84	0.00	0.94
(iii) Interest rate controls / negative real interest rates		10.00	10.00	10.00	7.00	10.00	9.00
B. Labor market regulations			8.63	8.91	8.75	5.99	6.26
(i) Hiring regulations and minimum wage			8.90	10.00	10.00	7.77	7.77
(ii) Hiring and firing regulations					5.12	3.44	4.46
(iii) Centralized collective bargaining					7.38	6.73	7.08
(iv) Hours regulations			6.00	6.00	10.00	2.00	2.00
(v) Mandated cost of worker dismissal			9.63	9.63	10.00		
(vi) Conscription	10.00	10.00	10.00	10.00	10.00	10.00	10.00
C. Business regulations				7.26	7.85	7.34	7.41
(i) Administrative requirements					5.42	4.52	5.21
(ii) Bureaucracy costs					7.73	6.22	6.22
(iii) Starting a business			6.64	6.98	8.82	9.75	9.75
(iv) Extra payments / bribes / favoritism					7.85	5.95	5.95
(v) Licensing restrictions				5.37	8.00	8.36	8.11
(vi) Cost of tax compliance			9.42	9.42	9.31	9.24	9.24

Pakistan

	1980	1990	2000	2005	2010	2015	2017
	Rating (Rank)	Rating (Rank)	Rating (Rank)	Rating (Rank)	Rating (Rank)	Rating (Rank)	Rating (Rank)
Summary Ratings (Rank)	4.23 (79)	4.81 (82)	5.53 (105)	6.02 (105)	6.07 (123)	5.85 (133)	5.91 (136)
	Rating (Data)	Rating (Data)	Rating (Data)	Rating (Data)	Rating (Data)	Rating (Data)	Rating (Data)
1. Size of Government	4.94	5.12	7.05	7.91	8.14	7.51	7.02
A. Government consumption	8.60 (10.77)	6.62 (17.49)	7.91 (13.12)	9.11 (9.04)	9.16 (8.84)	8.22 (12.04)	8.21 (12.09)
B. Transfers and subsidies	9.54 (2.2)	8.94 (4.4)	9.85 (1.05)	9.92 (0.79)	9.55 (2.17)	9.22 (3.37)	9.22 (3.37)
C. Government enterprises and investment	0.00 (65.3)	2.00 (49.4)	4.00 (35.29)	7.00 (24.89)	6.00 (26.2)	6.00 (26.81)	4.00 (30.81)
D. Top marginal tax rate	2.00	3.00	7.00	7.00	10.00	8.00	8.00
(i) Top marginal income tax rate	2.00 (55)	3.00 (50)	7.00 (35)	7.00 (35)	10.00 (20)	8.00 (30)	8.00 (30)
(ii) Top marginal income and payroll tax rate		3.00 (50)	7.00 (35)	7.00 (35)	10.00 (20)	8.00 (30)	8.00 (30)
E. State Ownership of Assets	4.55	5.07	6.51	6.51	5.97	6.10	5.67
2. Legal System and Property Rights	2.26	2.38	4.44	3.59	3.71	3.30	3.63
A. Judicial independence				3.79	4.89	4.28	4.53
B. Impartial courts			4.26	3.39	3.72	3.29	4.30
C. Protection of property rights	2.20	2.60		4.50	4.08	4.14	4.56
D. Military interference in rule of law and politics			5.28	0.42	2.50	2.50	2.50
E. Integrity of the legal system	1.70	1.70	5.00	5.00	5.83	5.00	5.00
F. Legal enforcement of contracts			3.55	3.55	3.55	3.75	3.69
G. Regulatory costs of the sale of real property			6.89	6.95	6.52	5.56	6.41
H. Reliability of police				4.13	3.60	3.52	4.15
I. Business costs of crime				4.66	3.69	3.10	3.56
<i>Gender Disparity Adjustment</i>	0.78	0.78	0.78	0.78	0.74	0.69	0.69
3. Sound Money	6.39	7.87	6.15	6.04	6.04	6.38	6.67
A. Money growth	8.05 (9.75)	8.72 (6.4)	8.55 (7.27)	6.92 (15.4)	8.94 (5.29)	8.29 (8.55)	8.55 (7.24)
B. Standard deviation of inflation	9.33 (1.67)	9.05 (2.38)	6.91 (7.73)	9.05 (2.38)	8.00 (5.01)	7.75 (5.63)	8.94 (2.64)
C. Inflation: most recent year	8.19 (9.06)	8.71 (6.45)	9.13 (4.37)	8.19 (9.06)	7.22 (13.88)	9.49 (2.54)	9.18 (4.09)
D. Freedom to own foreign currency bank accounts	0.00	5.00	0.00	0.00	0.00	0.00	0.00
4. Freedom to Trade Internationally	2.20	3.07	4.14	6.11	5.85	5.77	5.85
A. Tariffs	0.00	0.00	2.79	6.42	4.99	7.15	7.13
(i) Revenue from trade taxes (% of trade sector)	0.00 (15.3)	0.00 (15.21)	6.18 (5.73)	6.59 (5.12)	7.75 (3.37)	7.93 (3.1)	7.93 (3.1)
(ii) Mean tariff rate	0.00 (77.6)	0.00 (58.8)	0.68 (46.6)	7.08 (14.6)	7.22 (13.9)	7.54 (12.3)	7.58 (12.1)
(iii) Standard deviation of tariff rates		0.00 (34)	1.52 (21.2)	5.60 (11.01)	0.00 (27.11)	5.97 (10.09)	5.89 (10.29)
B. Regulatory trade barriers			8.00	6.35	6.09	3.87	4.09
(i) Non-tariff trade barriers				5.56	4.89	4.76	4.92
(ii) Compliance costs of importing and exporting			8.00	7.13	7.28	2.98	3.26
C. Black-market exchange rates	4.60	7.20	5.00	8.93	10.00	10.00	10.00
D. Controls of the movement of capital and people	2.00	2.00	0.77	2.76	2.31	2.07	2.16
(i) Foreign ownership / investment restrictions				6.70	5.40	4.66	4.94
(ii) Capital controls	2.00	2.00	0.77	0.77	0.77	0.77	0.77
(iii) Freedom of foreigners to visit				0.80	0.77	0.77	0.77
5. Regulation	5.35	5.61	5.86	6.43	6.60	6.28	6.36
A. Credit market regulations	4.29	4.97	6.00	8.92	8.56	8.09	8.09
(i) Ownership of banks	0.00	0.00	0.00	8.00	8.00	8.00	8.00
(ii) Private sector credit	6.87	8.90	7.99	8.75	7.68	6.28	6.26
(iii) Interest rate controls / negative real interest rates	6.00	6.00	10.00	10.00	10.00	10.00	10.00
B. Labor market regulations			5.71	5.74	5.77	4.93	4.97
(i) Hiring regulations and minimum wage			3.30	2.20	2.23	1.10	1.10
(ii) Hiring and firing regulations			4.17	5.96	5.72	4.74	4.92
(iii) Centralized collective bargaining			7.17	6.63	6.09	5.12	5.17
(iv) Hours regulations			8.00	8.00	8.00	6.00	6.00
(v) Mandated cost of worker dismissal			1.66	1.66	2.60	2.60	2.60
(vi) Conscription	10.00	10.00	10.00	10.00	10.00	10.00	10.00
C. Business regulations				4.64	5.45	5.82	6.02
(i) Administrative requirements				3.45	3.62	4.00	4.37
(ii) Bureaucracy costs				1.91	5.91	5.11	5.33
(iii) Starting a business			8.92	9.01	9.21	9.29	9.40
(iv) Extra payments / bribes / favoritism				4.52	3.41	3.39	3.70
(v) Licensing restrictions				5.25	6.82	6.60	6.61
(vi) Cost of tax compliance			3.72	3.72	3.72	6.51	6.71

Panama

	1980	1990	2000	2005	2010	2015	2017
	Rating (Rank)	Rating (Rank)	Rating (Rank)	Rating (Rank)	Rating (Rank)	Rating (Rank)	Rating (Rank)
Summary Ratings (Rank)	6.08 (26)	6.86 (26)	7.61 (26)	7.56 (28)	7.35 (45)	7.72 (26)	7.66 (31)
	Rating (Data)	Rating (Data)	Rating (Data)	Rating (Data)	Rating (Data)	Rating (Data)	Rating (Data)
1. Size of Government	4.84	5.76	7.82	8.22	7.43	8.16	7.87
A. Government consumption	3.48 (28.18)	4.66 (24.15)	5.26 (22.1)	6.65 (17.4)	6.71 (17.2)	6.58 (17.63)	6.48 (17.98)
B. Transfers and subsidies	8.80 (4.9)	8.12 (7.4)	8.48 (6.06)	8.56 (5.8)	8.56 (5.8)	8.56 (5.8)	8.56 (5.8)
C. Government enterprises and investment	4.00 (39.9)	7.00 (22.1)	10.00 (11.86)	10.00 (11.73)	8.00 (18.23)	10.00 (14)	10.00 (14.85)
D. Top marginal tax rate	3.00	2.50	7.50	8.00	6.00	6.50	6.50
(i) Top marginal income tax rate	3.00 (56)	3.00 (56)	8.00 (31.25)	9.00 (30)	8.00 (27)	9.00 (25)	9.00 (25)
(ii) Top marginal income and payroll tax rate		2.00 (64)	7.00 (38)	7.00 (36)	4.00 (43)	4.00 (42)	4.00 (42)
E. State Ownership of Assets	4.91	6.53	7.87	7.87	7.87	9.15	7.80
2. Legal System and Property Rights	3.13	3.68	5.46	5.15	4.97	5.43	5.17
A. Judicial independence				2.40	1.85	3.11	2.82
B. Impartial courts			5.35	3.10	4.11	3.40	3.20
C. Protection of property rights	4.00	3.90	4.07	6.71	6.25	6.52	6.06
D. Military interference in rule of law and politics			8.33	8.33	8.33	8.33	8.33
E. Integrity of the legal system	1.70	3.30	5.00	5.00	5.00	5.00	5.00
F. Legal enforcement of contracts			2.26	2.26	2.26	2.99	2.69
G. Regulatory costs of the sale of real property			8.38	8.38	7.65	8.79	8.79
H. Reliability of police				5.92	5.64	6.14	5.49
I. Business costs of crime				5.10	4.48	5.86	5.26
<i>Gender Disparity Adjustment</i>	0.96	0.96	0.96	0.96	0.96	0.95	0.95
3. Sound Money	6.78	9.79	9.58	9.55	9.13	9.35	9.74
A. Money growth	8.23 (8.85)	9.75 (-1.23)	9.32 (3.39)	9.05 (4.76)	8.29 (8.56)	9.73 (1.37)	9.67 (1.66)
B. Standard deviation of inflation	5.62 (10.96)	9.54 (1.16)	9.28 (1.8)	9.80 (0.49)	8.92 (2.7)	7.71 (5.72)	9.47 (1.31)
C. Inflation: most recent year	3.26 (33.69)	9.89 (0.57)	9.70 (1.5)	9.35 (3.26)	9.30 (3.49)	9.97 (0.13)	9.82 (0.88)
D. Freedom to own foreign currency bank accounts	10.00	10.00	10.00	10.00	10.00	10.00	10.00
4. Freedom to Trade Internationally	8.64	7.80	8.33	8.10	8.29	8.71	8.65
A. Tariffs	7.93	5.40	7.49	7.95	7.88	7.90	7.83
(i) Revenue from trade taxes (% of trade sector)	7.93 (3.1)	8.80 (1.8)	7.33 (4)	8.94 (1.59)	8.94 (1.59)	8.94 (1.59)	8.94 (1.59)
(ii) Mean tariff rate		2.00 (40)	8.10 (9.5)	8.52 (7.4)	8.56 (7.2)	8.64 (6.8)	8.64 (6.8)
(iii) Standard deviation of tariff rates			7.04 (7.4)	6.38 (9.05)	6.14 (9.66)	6.11 (9.72)	5.92 (10.2)
B. Regulatory trade barriers			6.73	6.97	7.58	7.64	7.55
(i) Non-tariff trade barriers			4.95	5.09	6.31	6.38	6.21
(ii) Compliance costs of importing and exporting			8.50	8.85	8.85	8.90	8.90
C. Black-market exchange rates	10.00	10.00	10.00	10.00	10.00	10.00	10.00
D. Controls of the movement of capital and people	8.00	8.00	9.12	7.48	7.69	9.31	9.23
(i) Foreign ownership / investment restrictions			8.24	7.13	7.76	7.92	7.70
(ii) Capital controls	8.00	8.00	10.00	10.00	10.00	10.00	10.00
(iii) Freedom of foreigners to visit				5.30	5.31	10.00	10.00
5. Regulation	6.99	7.25	6.88	6.77	6.92	6.96	6.87
A. Credit market regulations	8.47	9.33	9.21	9.33	9.18	9.11	9.11
(i) Ownership of banks	8.00	8.00	8.00	8.00	8.00	8.00	8.00
(ii) Private sector credit	8.95	10.00	9.64	10.00	9.54	9.33	9.33
(iii) Interest rate controls / negative real interest rates		10.00	10.00	10.00	10.00	10.00	10.00
B. Labor market regulations			5.61	5.16	5.10	5.08	5.02
(i) Hiring regulations and minimum wage			3.76	1.10	2.23	2.23	2.23
(ii) Hiring and firing regulations			4.15	3.37	3.56	4.19	3.81
(iii) Centralized collective bargaining			5.85	6.59	6.67	5.93	5.95
(iv) Hours regulations			4.00	4.00	4.00	4.00	4.00
(v) Mandated cost of worker dismissal			5.92	5.92	4.13	4.13	4.13
(vi) Conscription	10.00	10.00	10.00	10.00	10.00	10.00	10.00
C. Business regulations			5.80	5.80	6.47	6.70	6.47
(i) Administrative requirements			6.93	3.07	4.05	4.59	4.13
(ii) Bureaucracy costs			3.90	4.69	7.42	7.33	6.67
(iii) Starting a business			9.16	9.17	9.64	9.75	9.75
(iv) Extra payments / bribes / favoritism			5.30	5.76	4.22	3.90	3.66
(v) Licensing restrictions				8.39	8.90	9.32	9.20
(vi) Cost of tax compliance			3.72	3.72	4.60	5.33	5.43

Papua New Guinea

	1980	1990	2000	2005	2010	2015	2017
	Rating (Rank)	Rating (Rank)	Rating (Rank)	Rating (Rank)	Rating (Rank)	Rating (Rank)	Rating (Rank)
Summary Ratings (Rank)		6.10 (39)	6.14 (82)	6.47 (84)	6.84 (77)	6.24 (119)	6.36 (115)
	Rating (Data)	Rating (Data)	Rating (Data)	Rating (Data)	Rating (Data)	Rating (Data)	Rating (Data)
1. Size of Government	3.99	5.93	6.24	6.70	7.17	6.07	6.09
A. Government consumption	3.50 (28.12)	3.06 (29.61)	3.80 (27.08)	6.88 (16.61)	8.26 (11.91)	3.63 (27.66)	3.29 (28.81)
B. Transfers and subsidies		9.10 (3.8)	9.92 (0.79)	9.12 (3.74)	9.12 (3.74)	7.26 (10.57)	7.66 (9.07)
C. Government enterprises and investment	2.00 (41.4)	7.00 (20.4)	8.00 (18.7)	8.00 (18.7)	8.00	8.00	8.00
D. Top marginal tax rate		4.00	3.00	3.00	4.00	5.00	5.00
(i) Top marginal income tax rate		4.00 (45)	3.00 (47)	3.00 (47)	5.00 (42)	5.00 (42)	5.00 (42)
(ii) Top marginal income and payroll tax rate		4.00 (45)	3.00 (47)	3.00 (47)	3.00 (47)	5.00 (42)	5.00 (42)
E. State Ownership of Assets	6.49	6.49	6.49	6.49	6.49	6.49	6.49
2. Legal System and Property Rights		6.28	4.27	4.21	4.53	4.10	4.18
A. Judicial independence						4.27	4.27
B. Impartial courts			5.06	3.90	3.90	4.00	4.10
C. Protection of property rights		5.90				4.12	4.12
D. Military interference in rule of law and politics			5.00	5.42	7.50	7.50	7.50
E. Integrity of the legal system		8.30	3.33	3.75	4.17	5.00	5.00
F. Legal enforcement of contracts			1.01	1.01	1.01	1.01	1.01
G. Regulatory costs of the sale of real property			6.93	6.96	6.96	6.93	6.93
H. Reliability of police						3.07	5.65
I. Business costs of crime						3.04	3.04
<i>Gender Disparity Adjustment</i>	1.00	1.00	1.00	1.00	0.93	0.90	0.81
3. Sound Money	6.06	6.65	6.27	7.08	7.27	6.50	6.47
A. Money growth	8.71 (6.47)	9.05 (4.73)	9.73 (1.36)	6.58 (17.12)	7.83 (10.87)	9.59 (2.03)	9.51 (2.47)
B. Standard deviation of inflation	6.95 (7.63)	8.39 (4.02)	8.49 (3.78)	7.08 (7.3)	7.47 (6.33)	7.61 (5.96)	7.47 (6.32)
C. Inflation: most recent year	8.58 (7.09)	9.17 (4.13)	6.88 (15.6)	9.66 (1.7)	8.80 (6.02)	8.80 (6.01)	8.92 (5.42)
D. Freedom to own foreign currency bank accounts	0.00	0.00	0.00	5.00	5.00	0.00	0.00
4. Freedom to Trade Internationally		5.18	5.45	5.82	7.00	7.20	7.32
A. Tariffs	7.80	6.93	4.80	6.15	7.06	7.25	7.25
(i) Revenue from trade taxes (% of trade sector)	7.80 (3.3)	5.27 (7.1)	6.03 (5.96)	6.61 (5.08)	6.61 (5.08)	6.61 (5.08)	6.61 (5.08)
(ii) Mean tariff rate		8.60 (7)	5.78 (21.1)	8.78 (6.1)	8.98 (5.1)	9.06 (4.7)	9.06 (4.7)
(iii) Standard deviation of tariff rates			2.60 (18.5)	3.05 (17.38)	5.57 (11.07)	6.09 (9.78)	6.09 (9.78)
B. Regulatory trade barriers				6.17	6.17	4.60	5.10
(i) Non-tariff trade barriers						5.05	6.06
(ii) Compliance costs of importing and exporting				6.17	6.17	4.14	4.14
C. Black-market exchange rates		8.60	10.00	10.00	10.00	10.00	10.00
D. Controls of the movement of capital and people	0.00	0.00	1.54	0.95	4.79	6.93	6.93
(i) Foreign ownership / investment restrictions						6.03	6.03
(ii) Capital controls	0.00	0.00	1.54	0.00	7.69	7.69	7.69
(iii) Freedom of foreigners to visit				1.90	1.88	7.08	7.08
5. Regulation	6.29	6.45	8.48	8.55	8.20	7.32	7.71
A. Credit market regulations	6.37	6.87	8.14	9.24	8.70	8.44	8.37
(i) Ownership of banks	5.00	5.00	5.00	10.00	10.00	10.00	10.00
(ii) Private sector credit	7.75	8.73	9.42	8.71	7.10	5.31	5.12
(iii) Interest rate controls / negative real interest rates			10.00	9.00	9.00	10.00	10.00
B. Labor market regulations			8.82	8.82	8.69	7.80	8.69
(i) Hiring regulations and minimum wage			8.90	8.90	7.77	6.67	7.77
(ii) Hiring and firing regulations						5.46	
(iii) Centralized collective bargaining						7.70	
(iv) Hours regulations			10.00	10.00	10.00	10.00	10.00
(v) Mandated cost of worker dismissal			6.38	6.38	7.01	7.01	7.01
(vi) Conscription	10.00	10.00	10.00	10.00	10.00	10.00	10.00
C. Business regulations				7.59	7.22	5.72	6.07
(i) Administrative requirements						3.78	
(ii) Bureaucracy costs					5.61	3.78	3.56
(iii) Starting a business			7.88	7.91	8.20	8.52	8.47
(iv) Extra payments / bribes / favoritism						3.20	3.20
(v) Licensing restrictions				7.18	7.23	7.38	7.38
(vi) Cost of tax compliance			7.69	7.69	7.83	7.68	7.72

Paraguay

	1980	1990	2000	2005	2010	2015	2017
	Rating (Rank)	Rating (Rank)	Rating (Rank)	Rating (Rank)	Rating (Rank)	Rating (Rank)	Rating (Rank)
Summary Ratings (Rank)	6.07 (27)	5.88 (45)	6.86 (59)	6.63 (75)	6.80 (81)	6.95 (78)	7.03 (72)
	Rating (Data)	Rating (Data)	Rating (Data)	Rating (Data)	Rating (Data)	Rating (Data)	Rating (Data)
1. Size of Government	8.41	8.99	7.95	8.38	8.24	8.30	8.30
A. Government consumption	9.60 (7.36)	9.57 (7.45)	7.04 (16.07)	8.25 (11.95)	7.97 (12.9)	7.16 (15.67)	7.50 (14.51)
B. Transfers and subsidies	9.59 (2)	9.65 (1.8)	9.26 (3.21)	9.21 (3.38)	9.26 (3.2)	8.85 (4.72)	8.83 (4.78)
C. Government enterprises and investment	8.00 (17.8)	10.00 (13.3)	4.00 (35.71)	6.00 (25.28)	6.00 (27.68)	8.00 (16.64)	8.00 (16.64)
D. Top marginal tax rate		8.00	10.00	9.00	8.50	8.50	8.50
(i) Top marginal income tax rate		8.00 (30)	10.00 (0)	10.00 (0)	10.00 (10)	10.00 (10)	10.00 (10)
(ii) Top marginal income and payroll tax rate				8.00 (27)	7.00 (34)	7.00 (32)	7.00 (32)
E. State Ownership of Assets	6.46	7.75	9.46	9.46		8.97	8.69
2. Legal System and Property Rights	2.47	3.98	4.55	3.41	3.63	3.87	3.87
A. Judicial independence				1.08	1.30	1.92	1.66
B. Impartial courts			4.08	1.76	2.86	2.29	2.37
C. Protection of property rights	5.40	5.90	2.27	3.35	3.39	4.61	4.74
D. Military interference in rule of law and politics			3.33	2.50	2.50	2.50	2.50
E. Integrity of the legal system	1.70	3.30	5.00	3.33	3.33	3.33	3.33
F. Legal enforcement of contracts			4.19	4.19	4.19	4.07	4.07
G. Regulatory costs of the sale of real property			8.44	8.47	8.51	8.51	8.54
H. Reliability of police				3.03	2.48	2.97	2.88
I. Business costs of crime				2.94	4.09	4.59	4.70
<i>Gender Disparity Adjustment</i>	0.33	0.78	1.00	1.00	1.00	1.00	1.00
3. Sound Money	7.87	6.50	8.72	8.37	8.65	9.22	9.43
A. Money growth	6.93 (15.33)	4.67 (26.66)	8.66 (6.72)	7.09 (14.53)	7.26 (13.72)	8.84 (5.78)	9.48 (2.61)
B. Standard deviation of inflation	7.91 (5.23)	8.58 (3.55)	8.02 (4.94)	7.75 (5.62)	8.27 (4.34)	8.68 (3.31)	8.96 (2.6)
C. Inflation: most recent year	6.66 (16.71)	2.74 (36.28)	8.20 (8.98)	8.64 (6.79)	9.07 (4.65)	9.37 (3.13)	9.28 (3.6)
D. Freedom to own foreign currency bank accounts	10.00	10.00	10.00	10.00	10.00	10.00	10.00
4. Freedom to Trade Internationally	5.53	5.44	7.42	7.45	7.20	7.31	7.32
A. Tariffs	3.00	6.51	7.63	7.94	7.86	7.96	7.95
(i) Revenue from trade taxes (% of trade sector)	6.00 (6)	7.80 (3.3)	7.76 (3.37)	8.90 (1.65)	8.93 (1.6)	9.06 (1.41)	8.99 (1.51)
(ii) Mean tariff rate	0.00 (71)	6.80 (16)	7.82 (10.9)	8.34 (8.3)	7.96 (10.2)	8.04 (9.8)	8.04 (9.8)
(iii) Standard deviation of tariff rates		4.92 (12.7)	7.32 (6.7)	6.59 (8.51)	6.70 (8.26)	6.79 (8.04)	6.82 (7.94)
B. Regulatory trade barriers			4.97	5.07	5.60	5.66	5.72
(i) Non-tariff trade barriers			2.43	4.98	5.87	5.72	5.49
(ii) Compliance costs of importing and exporting			7.50	5.17	5.34	5.60	5.96
C. Black-market exchange rates	8.60	4.80	10.00	10.00	10.00	10.00	10.00
D. Controls of the movement of capital and people	5.00	5.00	7.06	6.77	5.34	5.62	5.61
(i) Foreign ownership / investment restrictions			5.67	5.07	5.44	6.27	6.24
(ii) Capital controls	5.00	5.00	8.46	9.23	4.62	3.85	3.85
(iii) Freedom of foreigners to visit				6.00	5.97	6.75	6.75
5. Regulation		4.48	5.67	5.57	6.29	6.03	6.25
A. Credit market regulations		5.97	8.82	8.33	8.33	8.12	8.92
(i) Ownership of banks			8.00	8.00	8.00	8.00	8.00
(ii) Private sector credit		9.95	9.47	10.00	10.00	8.35	9.76
(iii) Interest rate controls / negative real interest rates		2.00	9.00	7.00	7.00	8.00	9.00
B. Labor market regulations			3.14	3.32	4.65	4.25	4.12
(i) Hiring regulations and minimum wage			4.67	4.40	5.57	4.43	4.43
(ii) Hiring and firing regulations			4.72	3.26	3.94	3.90	3.78
(iii) Centralized collective bargaining			3.95	5.74	6.80	7.55	6.88
(iv) Hours regulations			4.70	4.70	8.00	6.00	6.00
(v) Mandated cost of worker dismissal			0.82	0.82	2.60	2.60	2.60
(vi) Conscription	1.00	0.00	0.00	1.00	1.00	1.00	1.00
C. Business regulations			5.04	5.05	5.89	5.74	5.71
(i) Administrative requirements			4.87	2.94	4.17	4.09	3.96
(ii) Bureaucracy costs			4.95	5.13	5.61	4.67	4.67
(iii) Starting a business			5.98	6.19	8.38	8.46	8.46
(iv) Extra payments / bribes / favoritism			3.07	4.30	3.26	2.49	2.46
(v) Licensing restrictions				5.39	8.25	8.96	8.94
(vi) Cost of tax compliance			6.32	6.32	5.66	5.76	5.76

Peru

	1980	1990	2000	2005	2010	2015	2017
	Rating (Rank)	Rating (Rank)	Rating (Rank)	Rating (Rank)	Rating (Rank)	Rating (Rank)	Rating (Rank)
Summary Ratings (Rank)	3.43 (99)	3.79 (102)	7.52 (29)	7.44 (39)	7.67 (23)	7.54 (37)	7.49 (42)
	Rating (Data)	Rating (Data)	Rating (Data)	Rating (Data)	Rating (Data)	Rating (Data)	Rating (Data)
1. Size of Government	5.67	6.75	8.27	7.98	7.67	7.57	7.53
A. Government consumption	7.26 (15.33)	8.69 (10.46)	7.73 (13.72)	7.86 (13.29)	7.73 (13.71)	6.82 (16.82)	6.67 (17.32)
B. Transfers and subsidies	9.62 (1.9)	9.32 (3)	9.04 (4.02)	8.99 (4.2)	9.37 (2.82)	9.66 (1.75)	9.62 (1.9)
C. Government enterprises and investment	7.00 (24.3)	7.00 (20)	8.00 (19.61)	8.00 (15.6)	7.00 (23.5)	7.00 (23.42)	7.00 (23.44)
D. Top marginal tax rate	2.00	3.50	7.50	6.00	6.00	5.50	5.50
(i) Top marginal income tax rate	2.00 (65)	4.00 (45)	10.00 (20)	8.00 (30)	8.00 (30)	8.00 (30)	8.00 (30)
(ii) Top marginal income and payroll tax rate		3.00 (48)	5.00 (41)	4.00 (48)	4.00 (48)	3.00 (48)	3.00 (48)
E. State Ownership of Assets	2.46	5.26	9.07	9.07	8.23	8.86	8.86
2. Legal System and Property Rights	3.14	2.93	4.59	4.56	5.10	4.80	4.73
A. Judicial independence			1.50	1.59	2.70	3.55	3.16
B. Impartial courts			3.17	2.58	3.47	2.67	2.51
C. Protection of property rights	4.00	3.20	3.33	4.13	4.78	5.01	4.42
D. Military interference in rule of law and politics			6.67	8.33	7.50	7.50	7.50
E. Integrity of the legal system	3.30	1.70	5.00	5.00	5.83	5.00	5.00
F. Legal enforcement of contracts			4.16	4.77	5.07	5.08	5.08
G. Regulatory costs of the sale of real property			8.32	8.29	8.78	8.79	8.77
H. Reliability of police				3.71	3.69	2.60	2.67
I. Business costs of crime				2.67	4.07	3.01	3.47
<i>Gender Disparity Adjustment</i>	0.67	1.00	1.00	1.00	1.00	1.00	1.00
3. Sound Money	1.62	1.25	8.79	9.68	9.27	9.56	9.72
A. Money growth	3.38 (33.12)	0.00 (597.16)	7.03 (14.85)	9.77 (1.13)	8.42 (7.89)	9.51 (2.46)	9.85 (-0.75)
B. Standard deviation of inflation	3.10 (17.26)	0.00 (2341.35)	8.87 (2.83)	9.25 (1.87)	8.97 (2.57)	9.46 (1.35)	9.59 (1.02)
C. Inflation: most recent year	0.00 (65.92)	0.00 (6134.79)	9.25 (3.76)	9.68 (1.62)	9.69 (1.53)	9.29 (3.56)	9.44 (2.8)
D. Freedom to own foreign currency bank accounts	0.00	5.00	10.00	10.00	10.00	10.00	10.00
4. Freedom to Trade Internationally	3.29	4.07	8.53	8.06	8.63	8.23	8.24
A. Tariffs	1.47	3.40	7.80	8.08	8.61	9.17	9.22
(i) Revenue from trade taxes (% of trade sector)	2.93 (10.6)	7.40 (3.9)	7.23 (4.16)	8.48 (2.28)	9.43 (0.86)	9.57 (0.65)	9.70 (0.45)
(ii) Mean tariff rate	0.00 (57)	2.80 (36)	7.32 (13.4)	8.16 (9.2)	8.92 (5.4)	9.52 (2.4)	9.52 (2.4)
(iii) Standard deviation of tariff rates		0.00 (25)	8.84 (2.9)	7.59 (6.02)	7.47 (6.32)	8.44 (3.91)	8.43 (3.94)
B. Regulatory trade barriers			7.46	5.70	7.45	5.65	5.77
(i) Non-tariff trade barriers			6.75	5.19	6.80	5.53	5.77
(ii) Compliance costs of importing and exporting			8.17	6.22	8.10	5.77	5.77
C. Black-market exchange rates	6.40	6.80	10.00	10.00	10.00	10.00	10.00
D. Controls of the movement of capital and people	2.00	2.00	8.88	8.44	8.46	8.08	8.00
(i) Foreign ownership / investment restrictions			9.30	7.27	7.29	6.81	6.57
(ii) Capital controls	2.00	2.00	8.46	8.46	8.46	8.46	8.46
(iii) Freedom of foreigners to visit				9.60	9.62	8.96	8.96
5. Regulation	3.46	3.96	7.41	6.93	7.67	7.53	7.22
A. Credit market regulations	2.95	2.55	9.21	8.84	9.33	9.32	8.52
(i) Ownership of banks			10.00	8.00	10.00	10.00	8.00
(ii) Private sector credit	5.90	5.11	8.62	9.52	10.00	8.96	8.56
(iii) Interest rate controls / negative real interest rates	0.00	0.00	9.00	9.00	8.00	9.00	9.00
B. Labor market regulations			6.48	6.51	7.13	6.90	6.94
(i) Hiring regulations and minimum wage			3.08	5.60	3.90	3.90	3.90
(ii) Hiring and firing regulations		6.75	7.20	3.74	4.21	2.52	2.99
(iii) Centralized collective bargaining			7.93	7.82	7.62	7.97	7.72
(iv) Hours regulations			5.51	6.70	10.00	10.00	10.00
(v) Mandated cost of worker dismissal			5.18	5.18	7.04	7.04	7.04
(vi) Conscription	0.00	0.00	10.00	10.00	10.00	10.00	10.00
C. Business regulations			6.55	5.43	6.54	6.38	6.21
(i) Administrative requirements			6.75	2.25	2.72	2.02	2.28
(ii) Bureaucracy costs			7.50	4.19	8.18	8.22	7.78
(iii) Starting a business			6.48	7.35	9.04	9.06	9.11
(iv) Extra payments / bribes / favoritism			6.78	6.41	5.05	3.79	3.13
(v) Licensing restrictions				7.16	7.71	8.08	7.87
(vi) Cost of tax compliance			5.25	5.25	6.54	7.09	7.09

Philippines

	1980	1990	2000	2005	2010	2015	2017
	Rating (Rank)	Rating (Rank)	Rating (Rank)	Rating (Rank)	Rating (Rank)	Rating (Rank)	Rating (Rank)
Summary Ratings (Rank)	5.07 (57)	5.84 (48)	7.03 (48)	7.00 (60)	7.06 (62)	7.42 (45)	7.32 (53)
	Rating (Data)	Rating (Data)	Rating (Data)	Rating (Data)	Rating (Data)	Rating (Data)	Rating (Data)
1. Size of Government	6.08	7.83	7.17	8.71	8.17	8.63	8.29
A. Government consumption	8.13 (12.35)	8.11 (12.43)	7.26 (15.31)	8.17 (12.23)	8.25 (11.96)	7.96 (12.93)	7.84 (13.35)
B. Transfers and subsidies	9.84 (1.1)	9.89 (0.9)	9.21 (3.4)	10.00 (0.26)	9.23 (3.34)	9.19 (3.49)	9.10 (3.82)
C. Government enterprises and investment	7.00 (20.1)	7.00 (23.3)	4.00 (31.1)	10.00 (10.32)	8.00 (18.5)	10.00 (11.99)	10.00 (13.29)
D. Top marginal tax rate	1.00	7.00	7.00	7.00	7.00	7.00	7.00
(i) Top marginal income tax rate	1.00 (70)	7.00 (35)	7.00 (32)	7.00 (32)	7.00 (32)	7.00 (32)	7.00 (32)
(ii) Top marginal income and payroll tax rate		7.00 (35)	7.00 (32)	7.00 (32)	7.00 (32)	7.00 (32)	7.00 (32)
E. State Ownership of Assets	4.42	7.13	8.38	8.38	8.38	9.02	7.49
2. Legal System and Property Rights	2.72	2.30	4.66	4.59	3.99	4.43	4.21
A. Judicial independence			4.51	3.93	3.25	4.60	3.79
B. Impartial courts			5.51	3.62	3.04	3.45	3.39
C. Protection of property rights	3.60	1.90	3.22	5.69	4.35	5.20	5.58
D. Military interference in rule of law and politics			6.67	5.83	5.00	5.00	3.33
E. Integrity of the legal system	1.70	1.70	3.33	3.75	4.17	4.17	4.17
F. Legal enforcement of contracts			3.49	3.42	3.42	3.12	3.12
G. Regulatory costs of the sale of real property			7.80	8.00	7.69	7.93	7.93
H. Reliability of police				4.13	3.80	4.08	3.69
I. Business costs of crime				5.36	4.58	4.53	4.30
<i>Gender Disparity Adjustment</i>	0.78	0.89	0.89	0.89	0.83	0.90	0.93
3. Sound Money	6.10	5.76	9.23	7.94	9.29	9.44	9.52
A. Money growth	8.41 (7.94)	6.95 (15.23)	8.41 (7.96)	8.77 (6.14)	8.74 (6.3)	8.77 (6.14)	9.23 (3.87)
B. Standard deviation of inflation	8.83 (2.92)	8.69 (3.27)	9.32 (1.71)	9.51 (1.22)	9.19 (2.03)	9.29 (1.77)	9.43 (1.43)
C. Inflation: most recent year	7.15 (14.25)	7.41 (12.97)	9.21 (3.95)	8.47 (7.63)	9.24 (3.81)	9.71 (1.43)	9.43 (2.85)
D. Freedom to own foreign currency bank accounts	0.00	0.00	10.00	5.00	10.00	10.00	10.00
4. Freedom to Trade Internationally	5.11	5.43	7.07	6.84	6.69	7.14	7.16
A. Tariffs	3.93	5.69	7.86	8.14	7.75	7.70	7.78
(i) Revenue from trade taxes (% of trade sector)	5.47 (6.8)	5.60 (6.6)	8.26 (2.61)	8.24 (2.64)	7.31 (4.03)	7.07 (4.4)	7.31 (4.04)
(ii) Mean tariff rate	2.40 (38)	5.14 (24.3)	8.48 (7.6)	8.92 (5.4)	8.74 (6.3)	8.74 (6.3)	8.74 (6.3)
(iii) Standard deviation of tariff rates		6.32 (9.2)	6.84 (7.9)	7.25 (6.87)	7.20 (6.99)	7.30 (6.74)	7.28 (6.8)
B. Regulatory trade barriers			5.81	6.82	6.69	5.41	5.49
(i) Non-tariff trade barriers			3.95	6.03	5.36	5.80	5.88
(ii) Compliance costs of importing and exporting			7.67	7.62	8.03	5.02	5.10
C. Black-market exchange rates	9.40	8.60	10.00	10.00	10.00	10.00	10.00
D. Controls of the movement of capital and people	2.00	2.00	4.60	2.39	2.29	5.44	5.39
(i) Foreign ownership / investment restrictions			8.44	6.21	5.89	5.55	5.39
(ii) Capital controls	2.00	2.00	0.77	0.77	0.77	0.77	0.77
(iii) Freedom of foreigners to visit				0.20	0.22	10.00	10.00
5. Regulation	5.34	7.90	7.04	6.92	7.16	7.44	7.41
A. Credit market regulations	6.60	8.16	9.03	9.16	9.14	9.33	9.23
(i) Ownership of banks	5.00	8.00	8.00	8.00	8.00	8.00	8.00
(ii) Private sector credit	6.79	8.47	9.10	9.47	9.43	10.00	9.68
(iii) Interest rate controls / negative real interest rates	8.00	8.00	10.00	10.00	10.00	10.00	10.00
B. Labor market regulations		7.65	5.31	5.95	6.11	6.78	6.94
(i) Hiring regulations and minimum wage			4.38	4.40	4.43	7.77	7.77
(ii) Hiring and firing regulations		5.70	3.30	4.28	3.81	4.47	4.84
(iii) Centralized collective bargaining		7.24	6.92	5.47	5.89	5.95	6.53
(iv) Hours regulations			5.68	10.00	10.00	10.00	10.00
(v) Mandated cost of worker dismissal			1.56	1.56	2.52	2.52	2.52
(vi) Conscription	3.00	10.00	10.00	10.00	10.00	10.00	10.00
C. Business regulations			6.77	5.65	6.22	6.20	6.07
(i) Administrative requirements			7.20	2.39	2.62	2.87	3.27
(ii) Bureaucracy costs			6.68	4.13	5.76	4.89	4.67
(iii) Starting a business			7.80	7.88	8.66	8.93	8.79
(iv) Extra payments / bribes / favoritism			4.35	4.24	3.15	3.27	2.83
(v) Licensing restrictions				7.41	9.33	9.32	8.93
(vi) Cost of tax compliance			7.81	7.81	7.81	7.92	7.97

Poland

	1980	1990	2000	2005	2010	2015	2017
	Rating (Rank)	Rating (Rank)	Rating (Rank)	Rating (Rank)	Rating (Rank)	Rating (Rank)	Rating (Rank)
Summary Ratings (Rank)		3.73 (103)	6.62 (69)	6.98 (63)	7.21 (54)	7.41 (48)	7.24 (59)
	Rating (Data)	Rating (Data)	Rating (Data)	Rating (Data)	Rating (Data)	Rating (Data)	Rating (Data)
1. Size of Government	4.82	3.10	6.14	5.86	5.82	6.01	5.63
A. Government consumption	8.21 (12.09)	3.33 (28.69)	5.00 (23)	5.15 (22.5)	4.84 (23.53)	4.84 (23.53)	4.95 (23.18)
B. Transfers and subsidies		2.67 (27.4)	4.50 (20.69)	4.96 (19.01)	5.05 (18.67)	5.61 (16.61)	5.36 (17.52)
C. Government enterprises and investment	2.00 (40.7)	0.00 (58.8)	10.00 (7.91)	8.00 (18.16)	6.00 (28.33)	7.00 (22.13)	7.00 (20.91)
D. Top marginal tax rate			3.50	3.50	5.50	5.50	4.00
(i) Top marginal income tax rate			5.00 (40)	5.00 (40)	7.00 (32)	7.00 (32)	7.00 (32)
(ii) Top marginal income and payroll tax rate			2.00 (52.7)	2.00 (55)	4.00 (44)	4.00 (44)	1.00 (57)
E. State Ownership of Assets	4.26	6.39	7.70	7.70	7.70	7.09	6.86
2. Legal System and Property Rights		6.07	5.94	5.53	6.21	5.79	5.78
A. Judicial independence			5.34	4.18	5.55	4.59	3.34
B. Impartial courts			5.85	4.37	3.69	3.73	2.88
C. Protection of property rights		7.30	4.63	4.58	5.90	5.39	5.01
D. Military interference in rule of law and politics			10.00	10.00	10.00	10.00	10.00
E. Integrity of the legal system		6.70	6.67	7.08	7.50	7.50	5.83
F. Legal enforcement of contracts			4.27	4.27	4.27	4.12	4.12
G. Regulatory costs of the sale of real property			5.62	5.75	7.00	9.28	9.28
H. Reliability of police				4.89	5.61	5.15	5.09
I. Business costs of crime				5.57	7.44	6.71	6.42
<i>Gender Disparity Adjustment</i>	0.96	0.96	0.96	0.96	0.96	0.85	1.00
3. Sound Money	7.42	2.50	7.49	9.27	9.39	9.62	9.70
A. Money growth		0.00 (110.44)	8.97 (5.14)	8.05 (9.75)	8.59 (7.04)	9.21 (3.96)	9.47 (2.65)
B. Standard deviation of inflation	9.21 (1.97)	0.00 (167.57)	8.00 (5)	9.44 (1.41)	9.51 (1.21)	9.47 (1.31)	9.73 (0.67)
C. Inflation: most recent year	8.04 (9.8)	0.00 (435.66)	7.99 (10.06)	9.58 (2.11)	9.46 (2.71)	9.80 (-0.99)	9.58 (2.08)
D. Freedom to own foreign currency bank accounts	5.00	10.00	5.00	10.00	10.00	10.00	10.00
4. Freedom to Trade Internationally		4.97	7.12	7.28	7.42	7.95	7.89
A. Tariffs		6.70	7.76	8.39	8.34	8.36	8.23
(i) Revenue from trade taxes (% of trade sector)		6.00 (6)	9.20 (1.2)	9.59 (0.62)	9.63 (0.55)	9.10 (1.35)	9.00 (1.5)
(ii) Mean tariff rate		7.66 (11.7)	8.00 (10)	9.46 (2.7)	8.98 (5.1)	8.98 (5.1)	8.98 (5.1)
(iii) Standard deviation of tariff rates		6.44 (8.9)	6.08 (9.8)	6.13 (9.67)	6.41 (8.98)	7.00 (7.5)	6.70 (8.26)
B. Regulatory trade barriers			6.95	6.19	6.85	7.95	7.89
(i) Non-tariff trade barriers			6.23	5.19	5.96	5.93	5.82
(ii) Compliance costs of importing and exporting			7.67	7.18	7.74	9.96	9.96
C. Black-market exchange rates	0.00	8.20	10.00	10.00	10.00	10.00	10.00
D. Controls of the movement of capital and people	0.00	0.00	3.78	4.53	4.51	5.49	5.44
(i) Foreign ownership / investment restrictions			6.78	5.65	5.56	6.43	6.26
(ii) Capital controls	0.00	0.00	0.77	1.54	1.54	2.31	2.31
(iii) Freedom of foreigners to visit				6.40	6.42	7.74	7.74
5. Regulation	3.10	2.03	6.42	6.96	7.22	7.69	7.19
A. Credit market regulations	0.24	0.44	7.61	8.58	7.95	8.84	7.83
(i) Ownership of banks	0.00	0.00	5.00	8.00	8.00	8.00	5.00
(ii) Private sector credit	0.48	1.31	7.84	7.73	5.85	8.53	8.49
(iii) Interest rate controls / negative real interest rates		0.00	10.00	10.00	10.00	10.00	10.00
B. Labor market regulations		3.62	4.96	6.56	7.42	7.73	7.12
(i) Hiring regulations and minimum wage			3.39	10.00	5.57	8.90	5.57
(ii) Hiring and firing regulations		5.67	2.72	4.78	3.78	4.24	3.91
(iii) Centralized collective bargaining	4.49	5.18	7.03	6.11	7.19	7.47	7.46
(iv) Hours regulations			4.84	6.70	8.00	8.00	8.00
(v) Mandated cost of worker dismissal			8.79	8.79	10.00	7.76	7.76
(vi) Conscription	0.00	0.00	3.00	3.00	10.00	10.00	10.00
C. Business regulations			6.69	5.75	6.29	6.51	6.62
(i) Administrative requirements			7.40	3.45	2.68	2.84	3.02
(ii) Bureaucracy costs			7.13	6.50	7.73	7.33	8.67
(iii) Starting a business			8.01	8.11	8.75	8.65	8.66
(iv) Extra payments / bribes / favoritism			5.60	5.55	5.98	4.87	4.69
(v) Licensing restrictions				5.59	5.91	8.42	8.42
(vi) Cost of tax compliance			5.31	5.31	6.68	6.96	6.26

Portugal

	1980	1990	2000	2005	2010	2015	2017
	Rating (Rank)	Rating (Rank)	Rating (Rank)	Rating (Rank)	Rating (Rank)	Rating (Rank)	Rating (Rank)
Summary Ratings (Rank)	5.71 (34)	6.29 (35)	7.54 (28)	7.33 (45)	7.11 (60)	7.55 (36)	7.52 (39)
	Rating (Data)	Rating (Data)	Rating (Data)	Rating (Data)	Rating (Data)	Rating (Data)	Rating (Data)
1. Size of Government	4.12	5.65	5.89	5.66	5.00	6.02	6.20
A. Government consumption	6.83 (16.76)	5.95 (19.76)	4.18 (25.8)	4.61 (24.33)	4.52 (24.62)	5.41 (21.59)	5.51 (21.27)
B. Transfers and subsidies	5.69 (16.3)	5.91 (15.5)	5.88 (15.64)	4.81 (19.54)	3.89 (22.91)	4.39 (21.08)	4.94 (19.06)
C. Government enterprises and investment	2.00 (42.2)	6.00 (29.9)	8.00 (16.45)	8.00 (17.65)	6.00 (25.66)	10.00 (14.53)	10.00 (11.03)
D. Top marginal tax rate	0.00	3.00	4.00	3.50	3.50	2.50	2.50
(i) Top marginal income tax rate	0.00 (84)	5.00 (40)	6.00 (40)	5.00 (42)	5.00 (47)	4.00 (55)	4.00 (55)
(ii) Top marginal income and payroll tax rate		1.00 (57)	2.00 (57)	2.00 (58)	2.00 (62)	1.00 (68)	1.00 (68)
E. State Ownership of Assets	6.08	7.40	7.40	7.40	7.08	7.81	8.03
2. Legal System and Property Rights	8.00	7.73	7.06	7.32	6.69	6.95	6.84
A. Judicial independence			7.01	7.76	4.89	6.17	6.45
B. Impartial courts			6.35	5.33	2.91	3.14	3.14
C. Protection of property rights	9.00	10.00	6.48	7.43	6.31	5.81	6.35
D. Military interference in rule of law and politics			10.00	10.00	10.00	10.00	10.00
E. Integrity of the legal system	10.00	8.30	8.33	8.33	8.33	8.33	8.33
F. Legal enforcement of contracts			5.25	5.25	5.55	5.50	3.95
G. Regulatory costs of the sale of real property			6.00	6.04	7.58	7.58	7.41
H. Reliability of police				7.42	6.70	7.85	7.90
I. Business costs of crime				8.29	7.94	8.17	8.05
<i>Gender Disparity Adjustment</i>	1.00	1.00	1.00	1.00	1.00	1.00	1.00
3. Sound Money	5.61	6.05	9.51	9.54	9.75	9.68	9.39
A. Money growth	7.96 (10.18)	8.23 (8.87)	8.77 (6.14)	8.83 (5.83)	9.78 (1.12)	9.22 (3.91)	8.04 (9.81)
B. Standard deviation of inflation	8.66 (3.34)	8.54 (3.66)	9.85 (0.39)	9.78 (0.55)	9.51 (1.23)	9.59 (1.03)	9.80 (0.5)
C. Inflation: most recent year	5.82 (20.9)	7.45 (12.77)	9.43 (2.85)	9.54 (2.29)	9.72 (1.39)	9.90 (0.49)	9.73 (1.37)
D. Freedom to own foreign currency bank accounts	0.00	0.00	10.00	10.00	10.00	10.00	10.00
4. Freedom to Trade Internationally	6.73	7.55	8.95	7.98	8.08	8.36	8.35
A. Tariffs	8.60	8.26	9.18	8.39	8.34	8.36	8.23
(i) Revenue from trade taxes (% of trade sector)	8.60 (2.1)	9.13 (1.3)	9.78 (0.33)	9.59 (0.62)	9.63 (0.55)	9.10 (1.35)	9.00 (1.5)
(ii) Mean tariff rate		8.52 (7.4)	9.52 (2.4)	9.46 (2.7)	8.98 (5.1)	8.98 (5.1)	8.98 (5.1)
(iii) Standard deviation of tariff rates		7.12 (7.2)	8.24 (4.4)	6.13 (9.67)	6.41 (8.98)	7.00 (7.5)	6.70 (8.26)
B. Regulatory trade barriers			8.62	7.80	7.78	8.67	8.68
(i) Non-tariff trade barriers			7.73	7.78	7.67	7.39	7.39
(ii) Compliance costs of importing and exporting			9.50	7.82	7.89	9.96	9.96
C. Black-market exchange rates	9.60	9.40	10.00	10.00	10.00	10.00	10.00
D. Controls of the movement of capital and people	2.00	5.00	7.99	5.72	6.20	6.41	6.48
(i) Foreign ownership / investment restrictions			9.05	7.67	6.03	6.87	7.09
(ii) Capital controls	2.00	5.00	6.92	3.08	6.15	4.62	4.62
(iii) Freedom of foreigners to visit				6.40	6.42	7.74	7.74
5. Regulation	4.10	4.45	6.29	6.13	6.01	6.73	6.81
A. Credit market regulations	4.42	5.76	7.88	6.99	6.53	7.06	7.40
(i) Ownership of banks	0.00	2.00	5.00	5.00	8.00	5.00	5.00
(ii) Private sector credit	9.27	7.29	8.64	5.98	1.58	7.19	7.21
(iii) Interest rate controls / negative real interest rates	4.00	8.00	10.00	10.00	10.00	9.00	10.00
B. Labor market regulations	3.78	3.13	3.91	5.26	4.76	5.87	5.86
(i) Hiring regulations and minimum wage			4.05	6.70	2.23	2.23	2.23
(ii) Hiring and firing regulations		3.40	2.83	2.86	2.30	3.50	3.51
(iii) Centralized collective bargaining	5.18	5.18	4.88	5.51	5.53	6.47	6.38
(iv) Hours regulations	6.16	3.96	5.51	5.30	6.00	6.00	6.00
(v) Mandated cost of worker dismissal			1.19	1.19	2.52	7.04	7.04
(vi) Conscription	0.00	0.00	5.00	10.00	10.00	10.00	10.00
C. Business regulations			7.08	6.15	6.74	7.25	7.16
(i) Administrative requirements			7.58	3.68	2.48	3.06	3.38
(ii) Bureaucracy costs			7.20	3.57	8.48	8.89	8.67
(iii) Starting a business			7.23	9.53	9.82	9.83	9.77
(iv) Extra payments / bribes / favoritism			7.04	8.33	6.09	5.39	5.56
(v) Licensing restrictions				5.48	6.67	9.07	8.31
(vi) Cost of tax compliance			6.32	6.32	6.92	7.28	7.28

Qatar

	1980	1990	2000	2005	2010	2015	2017
	Rating (Rank)	Rating (Rank)	Rating (Rank)	Rating (Rank)	Rating (Rank)	Rating (Rank)	Rating (Rank)
Summary Ratings (Rank)					7.23 (52)	7.16 (63)	7.07 (69)
	Rating (Data)	Rating (Data)	Rating (Data)	Rating (Data)	Rating (Data)	Rating (Data)	Rating (Data)
1. Size of Government				1.92	5.81	5.76	5.69
A. Government consumption				0.00 (55.22)	0.00 (46.4)	0.00 (47.36)	0.00 (40.88)
B. Transfers and subsidies					9.19 (3.49)	9.61 (1.92)	9.61 (1.92)
C. Government enterprises and investment					6.00 (27.94)	6.00 (27.95)	6.00 (27.95)
D. Top marginal tax rate					10.00	10.00	10.00
(i) Top marginal income tax rate					10.00 (0)	10.00 (0)	10.00 (0)
(ii) Top marginal income and payroll tax rate						10.00 (0)	10.00 (0)
E. State Ownership of Assets	2.73	2.69	3.84	3.84	3.84	3.20	2.83
2. Legal System and Property Rights					6.08	6.30	6.14
A. Judicial independence					8.37	7.65	6.71
B. Impartial courts					6.32	7.37	6.74
C. Protection of property rights					6.32	7.94	7.09
D. Military interference in rule of law and politics					6.67	6.67	6.67
E. Integrity of the legal system					8.33	8.33	8.33
F. Legal enforcement of contracts					4.86	4.86	4.86
G. Regulatory costs of the sale of real property					9.66	9.66	9.67
H. Reliability of police					8.79	8.79	8.15
I. Business costs of crime					8.48	8.95	9.02
<i>Gender Disparity Adjustment</i>	0.62	0.62	0.62	0.62	0.62	0.62	0.64
3. Sound Money					7.95	8.37	8.50
A. Money growth					8.90 (-5.49)	9.34 (-3.31)	8.90 (5.48)
B. Standard deviation of inflation					3.36 (16.59)	4.52 (13.7)	5.17 (12.07)
C. Inflation: most recent year					9.51 (-2.43)	9.62 (1.88)	9.92 (0.41)
D. Freedom to own foreign currency bank accounts					10.00	10.00	10.00
4. Freedom to Trade Internationally					7.76	7.56	7.54
A. Tariffs					8.33	8.53	8.27
(i) Revenue from trade taxes (% of trade sector)					9.31 (1.03)	9.31 (1.03)	9.31 (1.03)
(ii) Mean tariff rate					9.00 (5)	9.06 (4.7)	9.04 (4.8)
(iii) Standard deviation of tariff rates					6.68 (8.3)	7.22 (6.96)	6.45 (8.88)
B. Regulatory trade barriers					7.76	6.85	7.05
(i) Non-tariff trade barriers					8.36	6.95	6.63
(ii) Compliance costs of importing and exporting					7.16	6.76	7.46
C. Black-market exchange rates					10.00	10.00	10.00
D. Controls of the movement of capital and people				3.40	4.95	4.87	4.85
(i) Foreign ownership / investment restrictions					6.79	5.89	5.84
(ii) Capital controls					4.62	4.62	4.62
(iii) Freedom of foreigners to visit				3.40	3.43	4.09	4.09
5. Regulation					8.58	7.80	7.46
A. Credit market regulations					9.50	8.33	8.00
(i) Ownership of banks						5.00	5.00
(ii) Private sector credit				10.00	10.00	10.00	10.00
(iii) Interest rate controls / negative real interest rates					9.00	10.00	9.00
B. Labor market regulations					7.75	6.51	6.28
(i) Hiring regulations and minimum wage					10.00	10.00	10.00
(ii) Hiring and firing regulations					5.44	6.89	6.38
(iii) Centralized collective bargaining					8.27	8.35	7.50
(iv) Hours regulations					8.00	4.00	4.00
(v) Mandated cost of worker dismissal					4.82	4.82	4.82
(vi) Conscription					10.00	5.00	5.00
C. Business regulations					8.47	8.57	8.11
(i) Administrative requirements					6.48	6.75	5.74
(ii) Bureaucracy costs					7.58	7.56	5.56
(iii) Starting a business					9.32	9.65	9.67
(iv) Extra payments / bribes / favoritism					8.08	7.93	8.17
(v) Licensing restrictions					9.78	9.97	9.97
(vi) Cost of tax compliance					9.60	9.54	9.54

Romania

	1980	1990	2000	2005	2010	2015	2017
	Rating (Rank)	Rating (Rank)	Rating (Rank)	Rating (Rank)	Rating (Rank)	Rating (Rank)	Rating (Rank)
Summary Ratings (Rank)		4.86 (79)	5.73 (98)	7.19 (53)	7.34 (46)	7.65 (31)	7.68 (28)
	Rating (Data)	Rating (Data)	Rating (Data)	Rating (Data)	Rating (Data)	Rating (Data)	Rating (Data)
1. Size of Government	5.23	5.15	6.33	7.73	6.52	6.86	6.99
A. Government consumption	9.41 (8.01)	6.82 (16.82)	8.73 (10.33)	8.94 (9.6)	5.87 (20.03)	6.47 (18.01)	6.03 (19.49)
B. Transfers and subsidies	6.29 (14.1)	5.07 (18.6)	6.09 (14.84)	7.01 (11.49)	5.96 (15.33)	7.03 (11.42)	6.88 (11.95)
C. Government enterprises and investment			8.00 (18.33)	10.00 (10.56)	7.00 (23.84)	7.00 (20.84)	8.00 (15.69)
D. Top marginal tax rate			2.50	6.00	6.50	7.00	7.00
(i) Top marginal income tax rate			5.00 (40)	10.00 (16)	10.00 (16)	10.00 (16)	10.00 (16)
(ii) Top marginal income and payroll tax rate			0.00 (68)	2.00 (54)	3.00 (48)	4.00 (44)	4.00 (44)
E. State Ownership of Assets	0.00	3.58	6.33	6.72	7.25	6.78	7.05
2. Legal System and Property Rights		6.28	6.24	5.47	5.72	5.95	6.13
A. Judicial independence				3.14	3.52	4.87	5.15
B. Impartial courts			5.52	3.45	3.04	3.15	3.51
C. Protection of property rights		5.90	4.10	5.12	4.89	4.92	6.01
D. Military interference in rule of law and politics			8.33	8.33	8.33	8.33	8.33
E. Integrity of the legal system		8.30	6.67	6.67	6.67	5.83	5.00
F. Legal enforcement of contracts			5.21	5.21	4.85	4.85	5.04
G. Regulatory costs of the sale of real property			7.63	7.97	9.11	9.14	9.30
H. Reliability of police				4.44	4.54	5.32	6.01
I. Business costs of crime				4.87	6.56	7.10	6.82
<i>Gender Disparity Adjustment</i>	1.00	1.00	1.00	1.00	1.00	1.00	1.00
3. Sound Money	6.61	7.18	2.71	8.30	9.10	9.40	9.37
A. Money growth	7.76 (11.2)	8.57 (7.13)	9.98 (-0.12)	8.92 (-5.39)	8.65 (6.77)	8.70 (6.48)	8.21 (8.93)
B. Standard deviation of inflation	8.78 (3.05)	7.87 (5.32)	0.00 (44.43)	6.07 (9.82)	8.98 (2.56)	9.01 (2.48)	9.55 (1.12)
C. Inflation: most recent year	9.88 (0.59)	7.26 (13.72)	0.87 (45.67)	8.20 (8.99)	8.78 (6.09)	9.88 (-0.59)	9.73 (1.34)
D. Freedom to own foreign currency bank accounts	0.00	5.00	0.00	10.00	10.00	10.00	10.00
4. Freedom to Trade Internationally		3.24	6.93	7.79	7.99	8.48	8.43
A. Tariffs		9.73	6.76	7.75	8.34	8.36	8.23
(i) Revenue from trade taxes (% of trade sector)		9.73 (0.4)	8.95 (1.58)	9.59 (0.62)	9.63 (0.55)	9.10 (1.35)	9.00 (1.5)
(ii) Mean tariff rate			6.96 (15.2)	8.68 (6.6)	8.98 (5.1)	8.98 (5.1)	8.98 (5.1)
(iii) Standard deviation of tariff rates			4.36 (14.1)	4.98 (12.56)	6.41 (8.98)	7.00 (7.5)	6.70 (8.26)
B. Regulatory trade barriers			6.41	6.89	7.06	8.09	8.00
(i) Non-tariff trade barriers			5.48	5.43	5.78	6.21	6.03
(ii) Compliance costs of importing and exporting			7.33	8.35	8.35	9.96	9.96
C. Black-market exchange rates	0.00	0.00	10.00	10.00	10.00	10.00	10.00
D. Controls of the movement of capital and people	0.00	0.00	4.54	6.52	6.55	7.46	7.49
(i) Foreign ownership / investment restrictions			7.55	6.23	5.54	6.18	6.26
(ii) Capital controls	0.00	0.00	1.54	6.92	7.69	8.46	8.46
(iii) Freedom of foreigners to visit				6.40	6.42	7.74	7.74
5. Regulation	2.64	2.47	6.45	6.69	7.38	7.57	7.48
A. Credit market regulations	0.00	0.00	5.34	7.79	9.00	9.13	8.88
(i) Ownership of banks	0.00	0.00	0.00	5.00	10.00	8.00	8.00
(ii) Private sector credit	0.00	0.00	6.02	9.36	7.01	9.40	8.64
(iii) Interest rate controls / negative real interest rates		0.00	10.00	9.00	10.00	10.00	10.00
B. Labor market regulations			6.76	5.63	6.87	7.27	7.43
(i) Hiring regulations and minimum wage			4.66	3.30	3.33	3.90	3.90
(ii) Hiring and firing regulations			8.80	4.15	4.29	4.35	5.56
(iii) Centralized collective bargaining			8.67	7.87	6.37	7.39	7.15
(iv) Hours regulations			6.00	6.00	8.00	8.00	8.00
(v) Mandated cost of worker dismissal			9.44	9.44	9.25	10.00	10.00
(vi) Conscription	1.00	0.00	3.00	3.00	10.00	10.00	10.00
C. Business regulations			7.24	6.64	6.25	6.31	6.13
(i) Administrative requirements			6.63	3.50	3.08	2.80	2.87
(ii) Bureaucracy costs			7.50	7.04	6.82	6.00	6.67
(iii) Starting a business			9.02	9.60	9.52	9.59	8.87
(iv) Extra payments / bribes / favoritism			5.18	5.18	4.49	3.17	3.52
(v) Licensing restrictions				6.72	6.11	8.13	6.67
(vi) Cost of tax compliance			7.87	7.84	7.51	8.20	8.17

Russia

	1980	1990	2000	2005	2010	2015	2017
	Rating (Rank)	Rating (Rank)	Rating (Rank)	Rating (Rank)	Rating (Rank)	Rating (Rank)	Rating (Rank)
Summary Ratings (Rank)			5.42 (109)	6.13 (101)	6.44 (106)	6.52 (105)	6.78 (85)
	Rating (Data)	Rating (Data)	Rating (Data)	Rating (Data)	Rating (Data)	Rating (Data)	Rating (Data)
1. Size of Government	1.25	0.99	6.33	6.66	6.41	6.14	6.33
A. Government consumption	3.03 (29.7)	2.99 (29.84)	5.01 (22.96)	4.40 (25.06)	4.03 (26.3)	4.32 (25.31)	4.25 (25.55)
B. Transfers and subsidies	1.96 (30)	1.96 (30)	6.56 (13.11)	7.05 (11.33)	5.07 (18.61)	5.23 (18.01)	5.81 (15.86)
C. Government enterprises and investment		0.00 (90)	10.00 (10.3)	10.00 (14.5)	10.00 (8.3)	10.00 (9.77)	10.00 (9.98)
D. Top marginal tax rate	0.00	0.00	5.50	7.50	8.50	7.50	7.50
(i) Top marginal income tax rate	0.00 (100)	0.00 (80)	8.00 (30)	10.00 (13)	10.00 (13)	10.00 (13)	10.00 (13)
(ii) Top marginal income and payroll tax rate			3.00 (50)	5.00 (39)	7.00 (35)	5.00 (40)	5.00 (40)
E. State Ownership of Assets	0.00	0.00	4.59	4.37	4.43	3.63	4.10
2. Legal System and Property Rights			5.56	5.21	5.17	4.85	4.83
A. Judicial independence			3.51	2.14	2.66	3.94	4.02
B. Impartial courts			5.18	2.78	2.88	3.72	3.91
C. Protection of property rights			1.88	3.63	3.02	4.14	4.43
D. Military interference in rule of law and politics			6.67	7.50	7.50	6.67	6.67
E. Integrity of the legal system			5.00	6.67	6.67	5.00	5.00
F. Legal enforcement of contracts			7.53	7.53	7.53	6.92	6.88
G. Regulatory costs of the sale of real property			9.14	8.92	9.12	9.65	9.72
H. Reliability of police				3.28	2.72	4.16	4.90
I. Business costs of crime				4.49	5.31	5.83	5.91
<i>Gender Disparity Adjustment</i>	1.00	1.00	1.00	1.00	0.96	0.74	0.69
3. Sound Money	5.72	5.95	3.66	6.69	8.47	8.52	9.31
A. Money growth	7.88 (10.6)	8.06 (9.7)	2.19 (39.06)	5.31 (23.43)	7.77 (11.14)	8.81 (5.94)	8.63 (6.87)
B. Standard deviation of inflation	9.28 (1.8)	8.92 (2.7)	1.61 (20.98)	8.97 (2.57)	7.47 (6.33)	8.36 (4.1)	9.33 (1.66)
C. Inflation: most recent year		6.82 (15.9)	5.84 (20.78)	7.46 (12.68)	8.63 (6.86)	6.89 (15.53)	9.26 (3.68)
D. Freedom to own foreign currency bank accounts	0.00	0.00	5.00	5.00	10.00	10.00	10.00
4. Freedom to Trade Internationally			6.37	5.76	5.80	6.61	6.83
A. Tariffs			7.00	5.08	4.91	6.48	7.15
(i) Revenue from trade taxes (% of trade sector)			6.92 (4.62)	1.17 (13.24)	0.95 (13.57)	4.49 (8.26)	5.99 (6.01)
(ii) Mean tariff rate			7.48 (12.6)	8.08 (9.6)	8.10 (9.5)	8.44 (7.8)	8.66 (6.7)
(iii) Standard deviation of tariff rates			6.60 (8.5)	5.99 (10.03)	5.67 (10.83)	6.51 (8.74)	6.78 (8.04)
B. Regulatory trade barriers			5.64	4.83	4.51	5.29	6.00
(i) Non-tariff trade barriers			3.78	4.76	4.12	4.81	4.84
(ii) Compliance costs of importing and exporting			7.50	4.90	4.90	5.76	7.17
C. Black-market exchange rates	0.00	0.00	10.00	10.00	10.00	10.00	10.00
D. Controls of the movement of capital and people	0.00	0.00	2.86	3.12	3.80	4.66	4.19
(i) Foreign ownership / investment restrictions			5.71	4.22	4.23	4.07	4.18
(ii) Capital controls	0.00	0.00	0.00	3.85	5.83	6.15	4.62
(iii) Freedom of foreigners to visit				1.30	1.33	3.76	3.76
5. Regulation	2.47	1.00	5.16	6.31	6.35	6.51	6.60
A. Credit market regulations	0.00	0.17	4.29	8.00	7.77	7.83	8.22
(i) Ownership of banks	0.00	0.00	2.00	5.00	5.00	5.00	5.00
(ii) Private sector credit		0.50	5.88	10.00	9.31	8.50	9.67
(iii) Interest rate controls / negative real interest rates	0.00	0.00	5.00	9.00	9.00	10.00	10.00
B. Labor market regulations		1.84	5.15	5.98	5.94	5.69	5.52
(i) Hiring regulations and minimum wage			2.58	6.70	5.00	3.90	4.45
(ii) Hiring and firing regulations		1.03	6.08	6.75	4.55	5.11	5.14
(iii) Centralized collective bargaining		4.49	8.30	8.02	6.57	7.65	6.06
(iv) Hours regulations			5.51	6.00	8.00	6.00	6.00
(v) Mandated cost of worker dismissal			8.42	8.42	8.50	8.50	8.50
(vi) Conscription	0.00	0.00	0.00	0.00	3.00	3.00	3.00
C. Business regulations			6.03	4.94	5.35	6.00	6.06
(i) Administrative requirements			6.22	2.06	2.36	3.35	3.86
(ii) Bureaucracy costs			5.00	3.60	6.06	4.00	2.89
(iii) Starting a business			8.61	8.97	9.01	9.68	9.68
(iv) Extra payments / bribes / favoritism			5.36	5.59	3.23	3.86	4.04
(v) Licensing restrictions				4.43	4.67	7.01	7.77
(vi) Cost of tax compliance			4.98	4.98	6.75	8.12	8.12

Rwanda

	1980	1990	2000	2005	2010	2015	2017
	Rating (Rank)	Rating (Rank)	Rating (Rank)	Rating (Rank)	Rating (Rank)	Rating (Rank)	Rating (Rank)
Summary Ratings (Rank)	4.45 (73)	4.73 (86)	5.58 (102)	5.81 (119)	7.21 (54)	7.47 (41)	7.26 (56)
	Rating (Data)	Rating (Data)	Rating (Data)	Rating (Data)	Rating (Data)	Rating (Data)	Rating (Data)
1. Size of Government	5.36	5.92	6.78	6.12	5.20	5.65	5.25
A. Government consumption	7.93 (13.04)	8.59 (10.81)	8.63 (10.66)	7.96 (12.94)	7.21 (15.5)	7.35 (15)	6.85 (16.7)
B. Transfers and subsidies	9.92 (0.8)	9.18 (3.5)	9.54 (2.2)	9.54 (2.2)	8.59 (5.69)	9.46 (2.48)	9.34 (2.93)
C. Government enterprises and investment	0.00 (100)	2.00 (40.46)	4.00 (33.9)	2.00 (42.15)	0.00 (51)	0.00 (66.9)	0.00 (66.9)
D. Top marginal tax rate						6.50	6.50
(i) Top marginal income tax rate						8.00 (30)	8.00 (30)
(ii) Top marginal income and payroll tax rate						5.00 (37)	5.00 (37)
E. State Ownership of Assets	3.57	3.93	4.94	4.97	5.00	4.94	3.55
2. Legal System and Property Rights			1.47	2.85	6.49	7.32	6.92
A. Judicial independence					7.02	7.48	6.71
B. Impartial courts			3.48	3.80	6.11	7.19	6.22
C. Protection of property rights					6.82	7.84	6.49
D. Military interference in rule of law and politics			0.00	3.10	6.00	6.10	6.40
E. Integrity of the legal system			0.00				
F. Legal enforcement of contracts			2.49	3.35	3.95	3.73	3.73
G. Regulatory costs of the sale of real property			1.81	1.84	7.46	9.74	9.83
H. Reliability of police					8.15	9.07	7.71
I. Business costs of crime					8.24	8.88	8.30
<i>Gender Disparity Adjustment</i>	0.17	0.83	0.89	0.89	0.93	0.95	1.00
3. Sound Money	6.45	6.06	7.44	7.75	8.95	9.39	9.18
A. Money growth	8.44 (7.78)	9.59 (-2.07)	8.62 (6.88)	9.94 (0.31)	8.47 (7.66)	9.04 (4.81)	9.25 (3.74)
B. Standard deviation of inflation	7.99 (5.03)	7.34 (6.65)	6.98 (7.56)	7.86 (5.35)	7.81 (5.48)	9.01 (2.47)	9.11 (2.23)
C. Inflation: most recent year	9.39 (3.06)	7.31 (13.46)	9.14 (4.29)	8.20 (9.01)	9.54 (2.31)	9.50 (2.52)	8.34 (8.28)
D. Freedom to own foreign currency bank accounts	0.00	0.00	5.00	5.00	10.00	10.00	10.00
4. Freedom to Trade Internationally	0.38	1.64		4.78	7.02	7.00	7.11
A. Tariffs	1.13	0.53		6.30	7.03	7.07	7.10
(i) Revenue from trade taxes (% of trade sector)	1.13 (13.3)	0.53 (14.2)			8.30 (2.55)	8.54 (2.19)	8.61 (2.08)
(ii) Mean tariff rate				6.56 (17.2)	7.50 (12.5)	7.44 (12.8)	7.46 (12.7)
(iii) Standard deviation of tariff rates				6.04 (9.91)	5.30 (11.75)	5.24 (11.9)	5.22 (11.94)
B. Regulatory trade barriers				0.13	5.48	5.14	5.44
(i) Non-tariff trade barriers					5.16	5.66	5.15
(ii) Compliance costs of importing and exporting				0.13	5.80	4.62	5.72
C. Black-market exchange rates	0.00	4.40	10.00	10.00	10.00	10.00	10.00
D. Controls of the movement of capital and people	0.00	0.00	1.54	2.67	5.56	5.77	5.91
(i) Foreign ownership / investment restrictions					6.67	6.98	6.62
(ii) Capital controls	0.00	0.00	1.54	3.85	8.46	8.46	9.23
(iii) Freedom of foreigners to visit				1.50	1.55	1.88	1.88
5. Regulation	5.62	5.27	6.65	7.56	8.40	8.00	7.84
A. Credit market regulations	5.01	4.09	6.31	8.55	8.80	7.16	7.18
(i) Ownership of banks	0.00	0.00	0.00	8.00	8.00	5.00	5.00
(ii) Private sector credit	9.03	2.26	8.92	8.65	9.41	7.48	7.53
(iii) Interest rate controls / negative real interest rates	6.00	10.00	10.00	9.00	9.00	9.00	9.00
B. Labor market regulations			7.00	7.30	8.44	8.59	8.28
(i) Hiring regulations and minimum wage			4.40	5.60	10.00	10.00	10.00
(ii) Hiring and firing regulations					5.48	6.31	5.38
(iii) Centralized collective bargaining					7.42	7.49	6.54
(iv) Hours regulations			6.00	6.00	10.00	10.00	10.00
(v) Mandated cost of worker dismissal			7.59	7.59	7.76	7.76	7.76
(vi) Conscription	10.00	10.00	10.00	10.00	10.00	10.00	10.00
C. Business regulations				6.83	7.97	8.26	8.08
(i) Administrative requirements					6.97	7.45	6.15
(ii) Bureaucracy costs					7.58	7.56	7.33
(iii) Starting a business			7.07	7.51	9.85	9.36	9.72
(iv) Extra payments / bribes / favoritism					7.39	7.56	7.29
(v) Licensing restrictions				4.86	7.68	9.00	9.05
(vi) Cost of tax compliance			8.12	8.12	8.34	8.61	8.93

Saudi Arabia

	1980	1990	2000	2005	2010	2015	2017
	Rating (Rank)	Rating (Rank)	Rating (Rank)	Rating (Rank)	Rating (Rank)	Rating (Rank)	Rating (Rank)
Summary Ratings (Rank)					6.67 (88)	6.15 (121)	6.52 (107)
	Rating (Data)	Rating (Data)	Rating (Data)	Rating (Data)	Rating (Data)	Rating (Data)	Rating (Data)
1. Size of Government					4.75	4.98	5.20
A. Government consumption					0.07 (39.76)	0.00 (42)	0.81 (37.24)
B. Transfers and subsidies					9.72 (1.52)	9.25 (3.24)	9.54 (2.18)
C. Government enterprises and investment					2.00 (45.45)	4.00 (35.34)	4.00 (35.34)
D. Top marginal tax rate					10.00	10.00	10.00
(i) Top marginal income tax rate					10.00 (0)	10.00 (0)	10.00 (0)
(ii) Top marginal income and payroll tax rate					10.00 (18)	10.00 (20)	10.00 (20)
E. State Ownership of Assets	2.37	2.37	1.93	1.93	1.95	1.64	1.67
2. Legal System and Property Rights					5.42	5.29	5.30
A. Judicial independence					7.63	7.18	7.14
B. Impartial courts					6.17	5.94	5.81
C. Protection of property rights					7.65	7.14	6.99
D. Military interference in rule of law and politics					8.33	8.33	8.33
E. Integrity of the legal system					8.33	8.33	8.33
F. Legal enforcement of contracts					4.01	4.46	
G. Regulatory costs of the sale of real property					9.96	9.94	9.97
H. Reliability of police					7.78	8.07	8.30
I. Business costs of crime					9.10	7.91	7.31
<i>Gender Disparity Adjustment</i>	0.41	0.41	0.41	0.41	0.41	0.41	0.36
3. Sound Money					7.84	8.33	8.97
A. Money growth					8.83 (5.84)	9.04 (4.78)	9.59 (2.03)
B. Standard deviation of inflation					3.61 (15.98)	4.72 (13.2)	6.46 (8.85)
C. Inflation: most recent year					8.93 (5.34)	9.56 (2.18)	9.83 (-0.83)
D. Freedom to own foreign currency bank accounts					10.00	10.00	10.00
4. Freedom to Trade Internationally					7.34	6.07	6.32
A. Tariffs					8.63	8.38	7.15
(i) Revenue from trade taxes (% of trade sector)					9.51 (0.74)	9.19 (1.22)	9.18 (1.23)
(ii) Mean tariff rate					9.04 (4.8)	8.98 (5.1)	8.82 (5.9)
(iii) Standard deviation of tariff rates					7.35 (6.62)	6.96 (7.6)	3.46 (16.34)
B. Regulatory trade barriers					7.71	3.74	5.86
(i) Non-tariff trade barriers					7.41	5.95	5.86
(ii) Compliance costs of importing and exporting					8.01	1.52	
C. Black-market exchange rates					10.00	10.00	10.00
D. Controls of the movement of capital and people					3.03	2.18	2.25
(i) Foreign ownership / investment restrictions					7.00	4.44	4.65
(ii) Capital controls					1.54	1.54	1.54
(iii) Freedom of foreigners to visit					0.55	0.55	0.55
5. Regulation					8.00	6.09	6.82
A. Credit market regulations					7.92	3.67	6.28
(i) Ownership of banks					8.00	5.00	5.00
(ii) Private sector credit					7.84	2.34	3.84
(iii) Interest rate controls / negative real interest rates							10.00
B. Labor market regulations					8.20	7.33	6.93
(i) Hiring regulations and minimum wage					10.00	10.00	8.33
(ii) Hiring and firing regulations					6.83	5.81	5.39
(iii) Centralized collective bargaining					7.98	7.77	7.49
(iv) Hours regulations					10.00	6.00	6.00
(v) Mandated cost of worker dismissal					4.39	4.39	4.39
(vi) Conscription					10.00	10.00	10.00
C. Business regulations					7.87	7.26	7.23
(i) Administrative requirements					5.64	5.06	5.38
(ii) Bureaucracy costs					5.15	4.00	3.11
(iii) Starting a business					9.78	9.43	9.35
(iv) Extra payments / bribes / favoritism					7.87	6.60	6.57
(v) Licensing restrictions					9.66	9.19	9.42
(vi) Cost of tax compliance					9.11	9.25	9.56

Senegal

	1980	1990	2000	2005	2010	2015	2017
	Rating (Rank)	Rating (Rank)	Rating (Rank)	Rating (Rank)	Rating (Rank)	Rating (Rank)	Rating (Rank)
Summary Ratings (Rank)	4.73 (62)	4.92 (74)	5.60 (101)	5.78 (120)	5.99 (128)	6.01 (126)	6.17 (124)
	Rating (Data)	Rating (Data)	Rating (Data)	Rating (Data)	Rating (Data)	Rating (Data)	Rating (Data)
1. Size of Government	5.74	5.48	7.04	6.41	5.99	6.87	7.02
A. Government consumption	6.08 (19.34)	7.02 (16.13)	8.32 (11.7)	7.46 (14.62)	7.08 (15.94)	6.93 (16.45)	6.91 (16.51)
B. Transfers and subsidies	8.99 (4.2)		10.00 (0.43)	8.71 (5.24)	10.00 (0)	9.73 (1.49)	9.99 (0.54)
C. Government enterprises and investment	4.00 (32.2)	7.00 (22.6)	7.00 (20.1)	6.00 (25.28)	6.00 (29.39)	6.00 (27.15)	6.00 (28.75)
D. Top marginal tax rate		4.00	3.00	3.00	0.00	5.00	5.00
(i) Top marginal income tax rate		4.00 (48)	3.00 (50)	3.00 (50)	0.00 (61)	5.00 (40)	5.00 (40)
(ii) Top marginal income and payroll tax rate		4.00 (48)	3.00 (50)	3.00 (50)	0.00 (61)	5.00 (40)	5.00 (40)
E. State Ownership of Assets	3.88	3.88	6.87	6.87	6.87	6.70	7.18
2. Legal System and Property Rights	2.65	3.32	3.22	3.18	3.86	4.24	4.28
A. Judicial independence					2.92	4.41	4.37
B. Impartial courts			5.33	5.10	3.76	5.47	5.06
C. Protection of property rights	4.60	4.60			5.17	5.29	5.53
D. Military interference in rule of law and politics			3.33	3.33	3.33	4.17	4.17
E. Integrity of the legal system	1.70	3.30	5.00	5.00	5.00	5.00	5.00
F. Legal enforcement of contracts			3.39	3.39	3.39	2.79	2.79
G. Regulatory costs of the sale of real property			2.26	2.26	2.69	5.31	6.73
H. Reliability of police					5.12	6.79	6.74
I. Business costs of crime					8.10	6.10	5.40
<i>Gender Disparity Adjustment</i>	0.56	0.67	0.67	0.67	0.76	0.68	0.68
3. Sound Money	6.36	6.93	7.28	7.11	7.03	7.06	7.22
A. Money growth	8.79 (6.05)	8.94 (-5.32)	9.45 (2.74)	9.42 (2.89)	9.43 (2.85)	8.91 (5.47)	9.51 (2.47)
B. Standard deviation of inflation	8.95 (2.63)	9.01 (2.47)	9.82 (0.44)	9.34 (1.64)	8.93 (2.68)	9.38 (1.55)	9.63 (0.93)
C. Inflation: most recent year	7.69 (11.53)	9.76 (1.19)	9.85 (0.73)	9.66 (1.7)	9.75 (1.25)	9.97 (0.15)	9.74 (1.32)
D. Freedom to own foreign currency bank accounts	0.00	0.00	0.00	0.00	0.00	0.00	0.00
4. Freedom to Trade Internationally	4.00	3.92	6.04	6.39	6.98	6.62	6.70
A. Tariffs	2.40	2.57	6.02	6.10	7.33	7.37	7.35
(i) Revenue from trade taxes (% of trade sector)	2.40 (11.4)	2.13 (11.8)	4.44 (8.34)	3.83 (9.25)	7.09 (4.36)	7.52 (3.72)	7.47 (3.8)
(ii) Mean tariff rate		3.00 (35)	7.60 (12)	7.20 (14)	7.62 (11.9)	7.56 (12.2)	7.56 (12.2)
(iii) Standard deviation of tariff rates				7.26 (6.84)	7.29 (6.78)	7.02 (7.44)	7.02 (7.44)
B. Regulatory trade barriers			5.83	6.86	6.78	5.35	5.67
(i) Non-tariff trade barriers					5.20	4.45	5.10
(ii) Compliance costs of importing and exporting			5.83	6.86	8.37	6.25	6.25
C. Black-market exchange rates	9.60	9.20	10.00	10.00	10.00	10.00	10.00
D. Controls of the movement of capital and people	0.00	0.00	2.31	2.58	3.82	3.76	3.79
(i) Foreign ownership / investment restrictions					6.26	5.77	5.83
(ii) Capital controls	0.00	0.00	2.31	0.77	0.77	0.77	0.77
(iii) Freedom of foreigners to visit				4.40	4.43	4.76	4.76
5. Regulation	4.91	4.94	4.43	5.82	6.11	5.25	5.63
A. Credit market regulations	6.46	6.53	5.35	9.12	9.02	6.77	7.53
(i) Ownership of banks	2.00	2.00	2.00	10.00	10.00	8.00	10.00
(ii) Private sector credit	9.37	9.60	8.69	9.37	7.06	7.30	7.58
(iii) Interest rate controls / negative real interest rates	8.00	8.00		8.00	10.00	5.00	5.00
B. Labor market regulations			3.52	3.49	4.60	3.59	3.58
(i) Hiring regulations and minimum wage			2.80	2.80	3.90	0.00	0.00
(ii) Hiring and firing regulations			2.83		4.83	4.35	4.20
(iii) Centralized collective bargaining			4.33		5.69	6.01	6.09
(iv) Hours regulations			4.70	4.70	6.00	4.00	4.00
(v) Mandated cost of worker dismissal			6.48	6.48	7.19	7.19	7.19
(vi) Conscription	0.00	0.00	0.00	0.00	0.00	0.00	0.00
C. Business regulations				4.84	4.72	5.39	5.78
(i) Administrative requirements					3.71	4.43	4.38
(ii) Bureaucracy costs					2.88	2.00	3.78
(iii) Starting a business			6.07	6.08	8.46	9.13	9.46
(iv) Extra payments / bribes / favoritism					4.04	4.10	4.00
(v) Licensing restrictions				6.24	6.71	7.61	8.01
(vi) Cost of tax compliance			2.20	2.20	2.53	5.06	5.06

Serbia

	1980	1990	2000	2005	2010	2015	2017
	Rating (Rank)	Rating (Rank)	Rating (Rank)	Rating (Rank)	Rating (Rank)	Rating (Rank)	Rating (Rank)
Summary Ratings (Rank)				5.99 (106)	6.58 (93)	6.78 (87)	6.89 (80)
	Rating (Data)	Rating (Data)	Rating (Data)	Rating (Data)	Rating (Data)	Rating (Data)	Rating (Data)
1. Size of Government			3.26	6.64	6.36	6.53	6.37
A. Government consumption				5.60 (20.95)	5.74 (20.5)	6.52 (17.84)	6.44 (18.12)
B. Transfers and subsidies				4.26 (21.56)	3.88 (22.96)	3.69 (23.66)	3.69 (23.66)
C. Government enterprises and investment			0.00	10.00 (14.06)	8.00 (18.44)	8.00 (15.55)	8.00 (16.25)
D. Top marginal tax rate				6.00	7.50	7.50	7.50
(i) Top marginal income tax rate				10.00 (15)	10.00 (15)	10.00 (15)	10.00 (15)
(ii) Top marginal income and payroll tax rate				2.00 (53)	5.00 (37)	5.00 (39)	5.00 (39)
E. State Ownership of Assets	1.76	3.50	6.53	7.34	6.67	6.94	6.23
2. Legal System and Property Rights				4.78	4.92	4.89	5.03
A. Judicial independence				2.45	2.38	2.98	3.17
B. Impartial courts				2.94	2.59	2.85	2.95
C. Protection of property rights				4.62	3.54	3.65	4.19
D. Military interference in rule of law and politics				6.67	6.67	6.67	6.67
E. Integrity of the legal system				5.83	5.83	5.83	5.83
F. Legal enforcement of contracts				3.95	3.78	3.20	3.20
G. Regulatory costs of the sale of real property				6.13	8.87	8.68	8.68
H. Reliability of police				4.49	4.78	4.55	5.00
I. Business costs of crime				5.96	5.85	5.62	5.59
<i>Gender Disparity Adjustment</i>	1.00	1.00	1.00	1.00	1.00	1.00	1.00
3. Sound Money				4.55	7.94	7.85	8.24
A. Money growth				6.40 (17.99)	9.37 (3.17)	7.98 (10.1)	9.12 (4.42)
B. Standard deviation of inflation				0.00 (32.54)	8.63 (3.42)	8.68 (3.3)	9.45 (1.37)
C. Inflation: most recent year				6.78 (16.1)	8.77 (6.14)	9.72 (1.39)	9.37 (3.13)
D. Freedom to own foreign currency bank accounts				5.00	5.00	5.00	5.00
4. Freedom to Trade Internationally				7.17	7.20	7.57	7.62
A. Tariffs				7.75	8.17	8.32	8.32
(i) Revenue from trade taxes (% of trade sector)				7.47 (3.8)	8.85 (1.72)	9.27 (1.1)	9.27 (1.1)
(ii) Mean tariff rate				8.36 (8.2)	8.52 (7.4)	8.52 (7.4)	8.52 (7.4)
(iii) Standard deviation of tariff rates				7.43 (6.42)	7.13 (7.18)	7.16 (7.1)	7.16 (7.1)
B. Regulatory trade barriers				6.83	6.82	7.39	7.46
(i) Non-tariff trade barriers				5.37	5.35	5.01	5.15
(ii) Compliance costs of importing and exporting				8.28	8.28	9.77	9.77
C. Black-market exchange rates				10.00	10.00	10.00	10.00
D. Controls of the movement of capital and people				4.08	3.81	4.57	4.71
(i) Foreign ownership / investment restrictions				5.37	4.57	5.20	5.63
(ii) Capital controls				0.77	0.77	1.54	1.54
(iii) Freedom of foreigners to visit				6.10	6.08	6.97	6.97
5. Regulation				6.83	6.47	7.06	7.17
A. Credit market regulations				9.39	8.32	8.05	8.13
(i) Ownership of banks				10.00	8.00	8.00	8.00
(ii) Private sector credit				9.16	6.97	7.16	7.39
(iii) Interest rate controls / negative real interest rates				9.00	10.00	9.00	9.00
B. Labor market regulations				5.90	5.68	6.88	6.88
(i) Hiring regulations and minimum wage				3.30	2.23	2.23	2.23
(ii) Hiring and firing regulations				5.00	4.38	4.34	4.47
(iii) Centralized collective bargaining				7.12	6.95	7.18	7.05
(iv) Hours regulations				9.30	10.00	10.00	10.00
(v) Mandated cost of worker dismissal				7.68	7.51	7.51	7.51
(vi) Conscription				3.00	3.00	10.00	10.00
C. Business regulations				5.19	5.40	6.24	6.52
(i) Administrative requirements				1.72	2.23	2.40	2.82
(ii) Bureaucracy costs				5.14	6.52	6.00	6.22
(iii) Starting a business				9.13	9.48	9.71	9.80
(iv) Extra payments / bribes / favoritism				5.68	3.83	3.49	3.61
(v) Licensing restrictions				2.59	3.47	8.37	9.19
(vi) Cost of tax compliance				6.87	6.87	7.47	7.47

Seychelles

	1980	1990	2000	2005	2010	2015	2017
	Rating (Rank)	Rating (Rank)	Rating (Rank)	Rating (Rank)	Rating (Rank)	Rating (Rank)	Rating (Rank)
Summary Ratings (Rank)						7.19 (62)	7.16 (63)
	Rating (Data)	Rating (Data)	Rating (Data)	Rating (Data)	Rating (Data)	Rating (Data)	Rating (Data)
1. Size of Government					3.16	6.06	6.27
A. Government consumption					2.26 (32.3)	1.63 (34.46)	1.75 (34.06)
B. Transfers and subsidies						7.31 (10.38)	8.57 (5.74)
C. Government enterprises and investment						8.00 (19.95)	8.00 (19.95)
D. Top marginal tax rate						10.00	10.00
(i) Top marginal income tax rate						10.00 (15)	10.00 (15)
(ii) Top marginal income and payroll tax rate						10.00 (19)	10.00 (19)
E. State Ownership of Assets	2.54	2.54	4.08	3.50	4.06	3.35	3.06
2. Legal System and Property Rights						5.52	5.76
A. Judicial independence						5.20	5.28
B. Impartial courts						4.48	4.77
C. Protection of property rights						5.25	5.84
D. Military interference in rule of law and politics						8.20	8.10
E. Integrity of the legal system							
F. Legal enforcement of contracts						4.06	4.06
G. Regulatory costs of the sale of real property						7.08	7.08
H. Reliability of police						5.20	5.91
I. Business costs of crime						5.27	5.57
<i>Gender Disparity Adjustment</i>	0.97	0.97	0.97	0.97	0.97	0.97	0.98
3. Sound Money						9.33	9.09
A. Money growth			7.04 (14.81)	9.47 (2.64)	7.43 (12.83)	8.53 (7.36)	8.30 (8.48)
B. Standard deviation of inflation						9.58 (1.04)	8.65 (3.38)
C. Inflation: most recent year						9.19 (4.04)	9.43 (2.86)
D. Freedom to own foreign currency bank accounts						10.00	10.00
4. Freedom to Trade Internationally						7.67	7.29
A. Tariffs						8.20	5.76
(i) Revenue from trade taxes (% of trade sector)						9.30 (1.05)	9.25 (1.12)
(ii) Mean tariff rate						9.42 (2.9)	8.02 (9.9)
(iii) Standard deviation of tariff rates						5.87 (10.32)	0.00 (40.1)
B. Regulatory trade barriers						5.51	5.68
(i) Non-tariff trade barriers						5.70	6.04
(ii) Compliance costs of importing and exporting						5.32	5.32
C. Black-market exchange rates						9.03	9.59
D. Controls of the movement of capital and people						7.96	8.14
(i) Foreign ownership / investment restrictions						5.43	5.97
(ii) Capital controls						8.46	8.46
(iii) Freedom of foreigners to visit						10.00	10.00
5. Regulation						7.40	7.38
A. Credit market regulations						8.00	7.88
(i) Ownership of banks						5.00	5.00
(ii) Private sector credit			0.93	10.00	10.00	10.00	9.65
(iii) Interest rate controls / negative real interest rates						9.00	9.00
B. Labor market regulations						7.17	7.40
(i) Hiring regulations and minimum wage						6.67	8.90
(ii) Hiring and firing regulations						4.42	4.62
(iii) Centralized collective bargaining						6.43	5.34
(iv) Hours regulations						8.00	8.00
(v) Mandated cost of worker dismissal						7.53	7.53
(vi) Conscription						10.00	10.00
C. Business regulations						7.01	6.84
(i) Administrative requirements						5.33	5.03
(ii) Bureaucracy costs					6.52	6.00	6.00
(iii) Starting a business						8.83	8.83
(iv) Extra payments / bribes / favoritism						4.42	3.48
(v) Licensing restrictions						8.46	8.67
(vi) Cost of tax compliance						9.05	9.05

Sierra Leone

	1980	1990	2000	2005	2010	2015	2017
	Rating (Rank)	Rating (Rank)	Rating (Rank)	Rating (Rank)	Rating (Rank)	Rating (Rank)	Rating (Rank)
Summary Ratings (Rank)	4.66 (64)	3.73 (103)	4.75 (116)	5.55 (127)	6.13 (120)	5.71 (139)	5.63 (147)
	Rating (Data)	Rating (Data)	Rating (Data)	Rating (Data)	Rating (Data)	Rating (Data)	Rating (Data)
1. Size of Government	6.12	6.27	6.17	6.50	7.68	7.02	6.94
A. Government consumption	9.29 (8.4)	8.30 (11.78)	7.79 (13.5)	7.83 (13.37)	8.44 (11.3)	9.09 (9.1)	8.81 (10.06)
B. Transfers and subsidies		9.70 (1.6)	9.71 (1.57)	10.00 (0)	10.00 (0)	10.00 (0.27)	10.00 (0.27)
C. Government enterprises and investment	4.00 (35.8)	2.00 (40.4)	0.00 (75.3)	2.00 (43.2)	6.00 (28.09)	4.00 (35.58)	4.00 (35.94)
D. Top marginal tax rate						6.50	5.50
(i) Top marginal income tax rate						8.00 (30)	7.00 (35)
(ii) Top marginal income and payroll tax rate						5.00 (40)	4.00 (44)
E. State Ownership of Assets	5.07	5.07	7.17	6.15	6.27	5.50	6.40
2. Legal System and Property Rights		5.01	2.27	2.97	3.64	3.97	3.88
A. Judicial independence						2.86	3.45
B. Impartial courts			4.89	3.60	3.90	3.18	3.46
C. Protection of property rights		3.20				4.15	4.47
D. Military interference in rule of law and politics			0.00	4.17	4.17	4.17	4.17
E. Integrity of the legal system		8.30	5.00	5.83	5.83	5.83	5.83
F. Legal enforcement of contracts			1.58	1.58	1.58	4.18	4.18
G. Regulatory costs of the sale of real property			0.56	0.56	4.50	5.42	5.42
H. Reliability of police						4.18	4.13
I. Business costs of crime						4.69	4.54
<i>Gender Disparity Adjustment</i>	0.89	0.89	0.89	0.89	0.82	0.85	0.76
3. Sound Money	6.02	0.06	6.47	6.32	6.95	7.07	6.54
A. Money growth	7.16 (14.22)	0.24 (48.82)	4.37 (28.16)	5.91 (20.44)	7.73 (11.34)	8.04 (9.78)	7.85 (10.77)
B. Standard deviation of inflation	8.90 (2.76)	0.00 (29.16)	6.67 (8.33)	6.78 (8.04)	8.39 (4.02)	6.83 (7.93)	6.98 (7.56)
C. Inflation: most recent year	8.02 (9.9)	0.00 (89.15)	9.83 (-0.84)	7.59 (12.05)	6.67 (16.64)	8.40 (7.98)	6.36 (18.22)
D. Freedom to own foreign currency bank accounts	0.00	0.00	5.00	5.00	5.00	5.00	5.00
4. Freedom to Trade Internationally	1.00	2.46	4.33	6.04	6.31	5.82	6.05
A. Tariffs	2.99	7.37	3.37	6.08	6.82	7.92	7.92
(i) Revenue from trade taxes (% of trade sector)	1.13 (13.3)	7.37 (3.95)	3.37 (9.95)	4.65 (8.02)	6.88 (4.68)	8.99 (1.51)	8.99 (1.51)
(ii) Mean tariff rate	4.84 (25.8)			7.28 (13.6)	7.28 (13.6)	7.62 (11.9)	7.62 (11.9)
(iii) Standard deviation of tariff rates				6.30 (9.25)	6.30 (9.25)	7.14 (7.14)	7.14 (7.14)
B. Regulatory trade barriers				5.44	6.47	2.84	3.94
(i) Non-tariff trade barriers						4.55	4.47
(ii) Compliance costs of importing and exporting				5.44	6.47	1.14	3.42
C. Black-market exchange rates	0.00	0.00	5.00	10.00	10.00	10.00	10.00
D. Controls of the movement of capital and people	0.00	0.00	4.61	2.62	1.97	2.53	2.34
(i) Foreign ownership / investment restrictions						5.83	5.24
(ii) Capital controls	0.00	0.00	4.61	3.85	2.50	0.00	0.00
(iii) Freedom of foreigners to visit				1.40	1.44	1.77	1.77
5. Regulation	5.49	4.84	4.50	5.91	6.06	4.66	4.74
A. Credit market regulations	4.67	2.94	3.33	6.25	6.21	3.33	3.67
(i) Ownership of banks	2.00	2.00	2.00	2.00	2.00	2.00	2.00
(ii) Private sector credit	6.02	6.82	0.00	7.76	7.62	0.00	0.00
(iii) Interest rate controls / negative real interest rates	6.00	0.00	8.00	9.00	9.00	8.00	9.00
B. Labor market regulations			5.68	5.68	5.67	5.25	5.16
(i) Hiring regulations and minimum wage			6.70	6.70	6.67	3.33	3.33
(ii) Hiring and firing regulations						4.47	4.12
(iii) Centralized collective bargaining						5.68	5.54
(iv) Hours regulations			6.00	6.00	6.00	8.00	8.00
(v) Mandated cost of worker dismissal			0.00	0.00	0.00	0.00	0.00
(vi) Conscription	10.00	10.00	10.00	10.00	10.00	10.00	10.00
C. Business regulations				5.79	6.32	5.39	5.39
(i) Administrative requirements						3.92	3.90
(ii) Bureaucracy costs					4.09	2.44	2.00
(iii) Starting a business			5.83	5.83	8.64	9.36	9.66
(iv) Extra payments / bribes / favoritism						2.26	2.74
(v) Licensing restrictions				6.00	6.54	8.21	7.91
(vi) Cost of tax compliance			5.53	5.53	6.00	6.16	6.16

Singapore

	1980	1990	2000	2005	2010	2015	2017
	Rating (Rank)	Rating (Rank)	Rating (Rank)	Rating (Rank)	Rating (Rank)	Rating (Rank)	Rating (Rank)
Summary Ratings (Rank)	7.29 (10)	8.31 (3)	8.53 (6)	8.73 (2)	8.58 (2)	8.68 (2)	8.71 (2)
	Rating (Data)	Rating (Data)	Rating (Data)	Rating (Data)	Rating (Data)	Rating (Data)	Rating (Data)
1. Size of Government	6.35	7.34	7.14	7.36	7.41	7.19	7.20
A. Government consumption	7.08 (15.93)	6.45 (18.06)	5.65 (20.8)	5.81 (20.24)	5.24 (22.2)	5.24 (22.19)	4.90 (23.35)
B. Transfers and subsidies	9.84 (1.1)	9.43 (2.6)	9.23 (3.32)	9.17 (3.54)	10.00 (0.04)	8.85 (4.71)	9.19 (3.47)
C. Government enterprises and investment	7.00 (24.2)	8.00 (18.6)	8.00 (18.6)	8.00 (18.52)	8.00 (16.64)	8.00 (17.89)	8.00 (19.65)
D. Top marginal tax rate	4.00	9.00	9.00	10.00	10.00	10.00	10.00
(i) Top marginal income tax rate	4.00 (55)	9.00 (33)	9.00 (28)	10.00 (21)	10.00 (20)	10.00 (20)	10.00 (22)
(ii) Top marginal income and payroll tax rate		9.00 (33)	9.00 (28)	10.00 (21)	10.00 (20)	10.00 (20)	10.00 (22)
E. State Ownership of Assets	3.84	3.84	3.84	3.84	3.84	3.84	3.93
2. Legal System and Property Rights	8.13	7.25	8.58	8.49	8.23	8.29	8.22
A. Judicial independence			7.35	7.01	7.73	7.64	7.78
B. Impartial courts			7.68	7.97	7.99	7.94	7.32
C. Protection of property rights	9.40	8.60	7.62	8.90	8.97	8.85	8.90
D. Military interference in rule of law and politics			10.00	8.33	8.33	8.33	8.33
E. Integrity of the legal system	10.00	8.30	10.00	8.33	8.33	8.33	8.33
F. Legal enforcement of contracts			8.48	8.48	7.77	7.66	7.66
G. Regulatory costs of the sale of real property			8.94	8.91	8.99	8.96	8.96
H. Reliability of police				9.17	9.03	9.24	9.20
I. Business costs of crime				9.29	8.30	8.58	8.36
<i>Gender Disparity Adjustment</i>	1.00	1.00	1.00	1.00	0.96	0.97	0.98
3. Sound Money	6.51	9.34	9.46	9.71	8.91	9.84	9.85
A. Money growth	9.76 (1.21)	9.42 (2.9)	9.42 (-2.88)	9.83 (0.85)	7.65 (11.77)	9.84 (0.81)	9.98 (-0.11)
B. Standard deviation of inflation	8.57 (3.57)	8.91 (2.73)	8.70 (3.24)	9.11 (2.21)	8.56 (3.59)	9.63 (0.94)	9.54 (1.15)
C. Inflation: most recent year	7.71 (11.47)	9.02 (4.92)	9.73 (1.36)	9.91 (0.43)	9.44 (2.8)	9.89 (-0.54)	9.88 (0.58)
D. Freedom to own foreign currency bank accounts	0.00	10.00	10.00	10.00	10.00	10.00	10.00
4. Freedom to Trade Internationally	9.28	9.90	9.13	9.37	9.39	9.25	9.29
A. Tariffs	9.84	9.70	9.95	9.99	10.00	9.99	10.00
(i) Revenue from trade taxes (% of trade sector)	9.73 (0.4)	9.91 (0.14)	9.93 (0.11)	10.00 (0)	10.00 (0)	10.00 (0)	10.00 (0)
(ii) Mean tariff rate	9.94 (0.3)	9.92 (0.4)	9.92 (0.4)	9.98 (0.1)	10.00 (0)	9.96 (0.2)	10.00 (0)
(iii) Standard deviation of tariff rates		9.28 (1.8)	10.00 (0)	10.00 (0)	10.00 (0)	10.00 (0)	10.00 (0)
B. Regulatory trade barriers			9.31	9.08	9.00	8.54	8.69
(i) Non-tariff trade barriers			8.79	8.60	8.50	7.95	8.17
(ii) Compliance costs of importing and exporting			9.83	9.56	9.50	9.13	9.20
C. Black-market exchange rates	10.00	10.00	10.00	10.00	10.00	10.00	10.00
D. Controls of the movement of capital and people	8.00	10.00	7.25	8.40	8.58	8.47	8.48
(i) Foreign ownership / investment restrictions			9.12	9.06	8.82	8.49	8.53
(ii) Capital controls	8.00	10.00	5.38	6.15	6.92	6.92	6.92
(iii) Freedom of foreigners to visit				10.00	10.00	10.00	10.00
5. Regulation	6.18	7.74	8.34	8.73	8.97	8.82	8.98
A. Credit market regulations	9.64	10.00	10.00	10.00	10.00	10.00	10.00
(i) Ownership of banks	10.00	10.00	10.00	10.00	10.00	10.00	10.00
(ii) Private sector credit	8.91	10.00	10.00	10.00	10.00	10.00	10.00
(iii) Interest rate controls / negative real interest rates	10.00	10.00	10.00	10.00	10.00	10.00	10.00
B. Labor market regulations		5.48	6.21	7.65	7.72	7.21	7.67
(i) Hiring regulations and minimum wage			4.56	10.00	10.00	10.00	10.00
(ii) Hiring and firing regulations		8.50	7.17	8.15	8.03	7.61	7.62
(iii) Centralized collective bargaining	7.93	7.93	8.37	8.15	8.30	8.41	8.40
(iv) Hours regulations			7.52	10.00	10.00	10.00	10.00
(v) Mandated cost of worker dismissal			9.63	9.63	10.00	0.00	10.00
(vi) Conscription	0.00	0.00	0.00	0.00	0.00	0.00	0.00
C. Business regulations			8.81	8.54	9.19	9.26	9.27
(i) Administrative requirements			7.68	6.79	7.60	7.65	7.63
(ii) Bureaucracy costs			8.05	6.42	9.55	10.00	10.00
(iii) Starting a business			9.73	9.80	9.90	9.91	9.95
(iv) Extra payments / bribes / favoritism			9.15	9.58	9.09	8.75	8.76
(v) Licensing restrictions				9.22	9.97	9.99	9.99
(vi) Cost of tax compliance			9.45	9.45	9.06	9.25	9.28

Slovak Republic

	1980	1990	2000	2005	2010	2015	2017
	Rating (Rank)	Rating (Rank)	Rating (Rank)	Rating (Rank)	Rating (Rank)	Rating (Rank)	Rating (Rank)
Summary Ratings (Rank)			7.00 (51)	7.71 (22)	7.58 (26)	7.37 (50)	7.51 (40)
	Rating (Data)	Rating (Data)	Rating (Data)	Rating (Data)	Rating (Data)	Rating (Data)	Rating (Data)
1. Size of Government			6.04	6.84	6.81	5.72	6.49
A. Government consumption		3.27 (28.89)	4.04 (26.26)	4.59 (24.38)	4.38 (25.11)	4.07 (26.16)	4.13 (25.96)
B. Transfers and subsidies			3.88 (22.95)	4.82 (19.5)	4.29 (21.46)	4.81 (19.55)	4.98 (18.92)
C. Government enterprises and investment			10.00 (13.38)	10.00 (12.14)	10.00 (14.98)	6.00 (26.21)	10.00 (14.87)
D. Top marginal tax rate			4.00	6.50	6.50	5.50	5.50
(i) Top marginal income tax rate			4.00 (42)	10.00 (19)	10.00 (19)	9.00 (25)	9.00 (25)
(ii) Top marginal income and payroll tax rate			4.00 (44)	3.00 (48)	3.00 (48)	2.00 (54)	2.00 (52)
E. State Ownership of Assets			8.27	8.27	8.87	8.24	7.85
2. Legal System and Property Rights			6.39	6.63	5.78	5.64	5.68
A. Judicial independence			5.01	4.30	2.77	3.04	2.95
B. Impartial courts			5.18	4.37	2.13	2.06	2.14
C. Protection of property rights			4.67	6.67	5.09	5.29	5.44
D. Military interference in rule of law and politics			10.00	10.00	10.00	10.00	10.00
E. Integrity of the legal system			6.67	6.67	6.67	6.67	6.67
F. Legal enforcement of contracts			4.64	4.64	4.38	3.33	3.75
G. Regulatory costs of the sale of real property			8.57	9.65	9.68	9.69	9.69
H. Reliability of police				5.77	4.67	4.31	4.16
I. Business costs of crime				7.62	6.64	6.37	6.33
<i>Gender Disparity Adjustment</i>	1.00	1.00	1.00	1.00	1.00	1.00	1.00
3. Sound Money		8.81	7.90	9.15	9.81	9.74	9.46
A. Money growth			9.81 (-0.94)	7.67 (11.66)	9.95 (-0.25)	9.34 (3.3)	8.39 (8.03)
B. Standard deviation of inflation		8.99 (2.52)	9.20 (2.01)	9.46 (1.34)	9.48 (1.29)	9.67 (0.83)	9.72 (0.69)
C. Inflation: most recent year		8.63 (6.86)	7.59 (12.04)	9.46 (2.71)	9.81 (0.96)	9.93 (-0.33)	9.74 (1.31)
D. Freedom to own foreign currency bank accounts			5.00	10.00	10.00	10.00	10.00
4. Freedom to Trade Internationally			8.11	8.15	8.06	8.30	8.30
A. Tariffs			9.07	8.39	8.34	8.36	8.23
(i) Revenue from trade taxes (% of trade sector)			9.34 (0.99)	9.59 (0.62)	9.63 (0.55)	9.10 (1.35)	9.00 (1.5)
(ii) Mean tariff rate			8.80 (6)	9.46 (2.7)	8.98 (5.1)	8.98 (5.1)	8.98 (5.1)
(iii) Standard deviation of tariff rates				6.13 (9.67)	6.41 (8.98)	7.00 (7.5)	6.70 (8.26)
B. Regulatory trade barriers			7.92	7.35	7.34	7.85	7.96
(i) Non-tariff trade barriers			6.67	7.94	7.01	5.74	5.96
(ii) Compliance costs of importing and exporting			9.17	6.76	7.68	9.96	9.96
C. Black-market exchange rates			10.00	10.00	10.00	10.00	10.00
D. Controls of the movement of capital and people			5.46	6.85	6.55	7.00	7.00
(i) Foreign ownership / investment restrictions			7.83	8.77	7.86	7.87	7.88
(ii) Capital controls			3.08	5.38	5.38	5.38	5.38
(iii) Freedom of foreigners to visit				6.40	6.42	7.74	7.74
5. Regulation			6.54	7.77	7.42	7.44	7.59
A. Credit market regulations			7.70	9.62	8.88	9.26	9.88
(i) Ownership of banks			5.00	10.00	10.00	10.00	10.00
(ii) Private sector credit			8.10	8.87	6.63	8.77	9.65
(iii) Interest rate controls / negative real interest rates			10.00	10.00	10.00	9.00	10.00
B. Labor market regulations			5.25	7.53	7.15	7.04	6.92
(i) Hiring regulations and minimum wage			4.17	8.30	6.67	6.67	5.57
(ii) Hiring and firing regulations		4.92	3.00	6.83	3.71	3.24	3.60
(iii) Centralized collective bargaining			7.67	8.28	6.79	6.60	6.58
(iv) Hours regulations			4.84	8.00	8.00	8.00	8.00
(v) Mandated cost of worker dismissal			8.79	8.79	7.76	7.76	7.76
(vi) Conscription			3.00	5.00	10.00	10.00	10.00
C. Business regulations			6.69	6.15	6.23	6.02	5.98
(i) Administrative requirements			8.00	3.49	2.76	2.21	2.35
(ii) Bureaucracy costs			4.50	5.21	7.42	7.33	7.56
(iii) Starting a business			8.12	9.02	9.34	9.56	9.09
(iv) Extra payments / bribes / favoritism			6.47	6.61	4.22	2.88	3.02
(v) Licensing restrictions				6.21	6.24	6.25	6.03
(vi) Cost of tax compliance			6.36	6.36	7.41	7.85	7.85

Slovenia

	1980	1990	2000	2005	2010	2015	2017
	Rating (Rank)	Rating (Rank)	Rating (Rank)	Rating (Rank)	Rating (Rank)	Rating (Rank)	Rating (Rank)
Summary Ratings (Rank)			6.65 (67)	6.99 (61)	6.94 (69)	7.20 (61)	7.15 (67)
	Rating (Data)	Rating (Data)	Rating (Data)	Rating (Data)	Rating (Data)	Rating (Data)	Rating (Data)
1. Size of Government		3.39	5.29	5.30	4.90	5.12	5.25
A. Government consumption		4.15 (25.9)	3.67 (27.51)	4.04 (26.27)	3.81 (27.06)	4.19 (25.76)	4.20 (25.71)
B. Transfers and subsidies			4.02 (22.44)	4.08 (22.22)	3.85 (23.08)	4.99 (18.9)	5.11 (18.43)
C. Government enterprises and investment			10.00 (4.6)	10.00 (8.7)	7.00 (22.05)	7.00 (24.83)	8.00 (16.73)
D. Top marginal tax rate			2.00	1.50	2.50	2.00	2.00
(i) Top marginal income tax rate			4.00 (50)	3.00 (50)	4.00 (41)	4.00 (50)	4.00 (50)
(ii) Top marginal income and payroll tax rate			0.00 (70)	0.00 (70)	1.00 (60)	0.00 (66)	0.00 (66)
E. State Ownership of Assets		2.64	6.78	6.89	7.32	7.44	6.95
2. Legal System and Property Rights			5.99	5.87	5.97	6.32	6.22
A. Judicial independence				5.87	4.63	4.55	4.40
B. Impartial courts			7.14	5.27	3.30	3.57	3.12
C. Protection of property rights			5.37	6.48	5.68	5.59	5.73
D. Military interference in rule of law and politics			8.33	8.33	9.17	9.17	9.17
E. Integrity of the legal system			8.33	7.50	7.50	7.50	7.50
F. Legal enforcement of contracts			3.80	3.87	4.23	4.23	4.23
G. Regulatory costs of the sale of real property			4.34	4.34	7.26	8.41	8.32
H. Reliability of police				5.74	5.64	7.49	7.19
I. Business costs of crime				7.42	8.43	7.92	7.71
<i>Gender Disparity Adjustment</i>	0.93	0.93	0.93	0.93	0.93	0.95	0.95
3. Sound Money			7.49	8.79	9.55	9.77	9.41
A. Money growth			7.62 (11.91)	6.88 (15.58)	9.41 (2.96)	9.30 (3.52)	8.10 (9.48)
B. Standard deviation of inflation			9.12 (2.19)	8.78 (3.04)	9.16 (2.11)	9.88 (0.3)	9.80 (0.49)
C. Inflation: most recent year			8.22 (8.88)	9.50 (2.48)	9.63 (1.84)	9.90 (-0.52)	9.71 (1.43)
D. Freedom to own foreign currency bank accounts		5.00	5.00	10.00	10.00	10.00	10.00
4. Freedom to Trade Internationally			7.93	7.92	7.62	7.87	7.90
A. Tariffs			8.05	8.48	8.34	8.36	8.23
(i) Revenue from trade taxes (% of trade sector)			9.48 (0.78)	9.84 (0.24)	9.63 (0.55)	9.10 (1.35)	9.00 (1.5)
(ii) Mean tariff rate			7.64 (11.8)	9.46 (2.7)	8.98 (5.1)	8.98 (5.1)	8.98 (5.1)
(iii) Standard deviation of tariff rates			7.04 (7.4)	6.13 (9.67)	6.41 (8.98)	7.00 (7.5)	6.70 (8.26)
B. Regulatory trade barriers			8.36	7.23	7.29	8.00	8.09
(i) Non-tariff trade barriers			7.38	7.29	6.69	6.04	6.21
(ii) Compliance costs of importing and exporting			9.33	7.18	7.89	9.96	9.96
C. Black-market exchange rates		0.00	10.00	10.00	10.00	10.00	10.00
D. Controls of the movement of capital and people	0.00	0.00	5.30	5.95	4.84	5.13	5.27
(i) Foreign ownership / investment restrictions			6.76	5.30	4.27	4.56	4.98
(ii) Capital controls	0.00	0.00	3.85	6.15	3.85	3.08	3.08
(iii) Freedom of foreigners to visit				6.40	6.42	7.74	7.74
5. Regulation			6.56	7.06	6.68	6.91	6.98
A. Credit market regulations			8.19	9.15	7.53	7.93	8.33
(i) Ownership of banks			5.00	8.00	5.00	5.00	5.00
(ii) Private sector credit			9.58	9.46	7.59	8.78	10.00
(iii) Interest rate controls / negative real interest rates			10.00	10.00	10.00	10.00	10.00
B. Labor market regulations			4.23	5.56	5.55	6.01	6.12
(i) Hiring regulations and minimum wage			4.02	3.90	2.23	2.23	2.23
(ii) Hiring and firing regulations			2.32	2.92	2.21	2.29	2.55
(iii) Centralized collective bargaining			5.05	5.55	4.74	5.42	5.81
(iv) Hours regulations			4.70	4.70	6.00	8.00	8.00
(v) Mandated cost of worker dismissal			6.29	6.29	8.13	8.13	8.13
(vi) Conscripton			3.00	10.00	10.00	10.00	10.00
C. Business regulations			7.26	6.47	6.95	6.79	6.49
(i) Administrative requirements			6.95	3.18	3.33	2.90	2.74
(ii) Bureaucracy costs			7.80	5.38	8.33	8.67	7.56
(iii) Starting a business			7.87	7.80	9.66	9.64	9.62
(iv) Extra payments / bribes / favoritism			6.58	8.27	5.72	5.01	4.78
(v) Licensing restrictions				7.12	7.56	7.25	6.88
(vi) Cost of tax compliance			7.09	7.09	7.09	7.25	7.39

South Africa

	1980	1990	2000	2005	2010	2015	2017
	Rating (Rank)	Rating (Rank)	Rating (Rank)	Rating (Rank)	Rating (Rank)	Rating (Rank)	Rating (Rank)
Summary Ratings (Rank)	5.27 (50)	5.31 (62)	7.04 (47)	6.96 (65)	6.83 (78)	6.76 (90)	6.61 (101)
	Rating (Data)	Rating (Data)	Rating (Data)	Rating (Data)	Rating (Data)	Rating (Data)	Rating (Data)
1. Size of Government	6.21	6.58	6.41	6.44	5.97	5.68	5.77
A. Government consumption	5.61 (20.94)	4.46 (24.83)	5.17 (22.42)	4.76 (23.83)	4.26 (25.5)	4.25 (25.54)	4.10 (26.05)
B. Transfers and subsidies	9.26 (3.2)	8.83 (4.8)	8.62 (5.55)	8.69 (5.31)	8.62 (5.57)	7.99 (7.88)	8.12 (7.39)
C. Government enterprises and investment	7.00 (24.6)	7.00 (20.3)	6.00 (27.23)	6.00 (25.66)	4.00 (35.49)	4.00 (36.25)	4.00 (36.72)
D. Top marginal tax rate	2.00	5.00	4.00	4.50	5.50	4.00	4.50
(i) Top marginal income tax rate	2.00 (60)	5.00 (45)	4.00 (45)	5.00 (40)	6.00 (40)	4.00 (41)	5.00 (45)
(ii) Top marginal income and payroll tax rate		5.00 (45)	4.00 (45)	4.00 (41)	5.00 (41)	4.00 (42)	4.00 (46)
E. State Ownership of Assets	7.18	7.59	8.23	8.23	7.45	8.16	8.13
2. Legal System and Property Rights	3.09	1.46	6.06	5.87	5.70	5.76	5.05
A. Judicial independence			7.18	7.63	6.62	8.03	6.11
B. Impartial courts			8.02	7.62	6.46	7.42	5.12
C. Protection of property rights	7.00	3.20	5.82	7.97	7.15	7.39	5.39
D. Military interference in rule of law and politics			8.33	8.33	8.33	8.33	8.33
E. Integrity of the legal system		1.70	3.33	4.17	4.17	3.33	3.33
F. Legal enforcement of contracts			3.93	3.93	3.93	3.93	3.93
G. Regulatory costs of the sale of real property			5.83	6.64	7.72	7.17	7.00
H. Reliability of police				3.88	4.38	3.86	3.65
I. Business costs of crime				2.70	2.52	2.39	2.59
<i>Gender Disparity Adjustment</i>	0.00	0.00	1.00	1.00	1.00	1.00	1.00
3. Sound Money	5.29	5.81	7.85	7.98	8.18	8.10	8.17
A. Money growth	7.86 (10.69)	6.75 (16.24)	7.87 (10.66)	8.60 (6.98)	9.22 (3.9)	8.79 (6.07)	9.02 (4.92)
B. Standard deviation of inflation	8.12 (4.71)	9.49 (1.27)	9.60 (0.99)	9.01 (2.48)	9.37 (1.57)	9.54 (1.16)	9.70 (0.74)
C. Inflation: most recent year	5.18 (24.12)	6.98 (15.09)	8.93 (5.34)	9.32 (3.4)	9.15 (4.27)	9.08 (4.59)	8.96 (5.18)
D. Freedom to own foreign currency bank accounts	0.00	0.00	5.00	5.00	5.00	5.00	5.00
4. Freedom to Trade Internationally	6.49	6.22	7.38	7.04	6.97	6.88	6.87
A. Tariffs	8.66	7.27	7.74	6.84	6.84	7.37	7.37
(i) Revenue from trade taxes (% of trade sector)	9.20 (1.2)	8.53 (2.2)	9.01 (1.48)	8.59 (2.11)	8.79 (1.82)	8.78 (1.83)	8.80 (1.8)
(ii) Mean tariff rate	8.12 (9.4)	7.80 (11)	8.30 (8.5)	8.30 (8.5)	8.46 (7.7)	8.48 (7.6)	8.48 (7.6)
(iii) Standard deviation of tariff rates		5.48 (11.3)	5.92 (10.2)	3.63 (15.92)	3.29 (16.79)	4.86 (12.84)	4.83 (12.92)
B. Regulatory trade barriers			7.64	6.07	5.89	4.92	5.07
(i) Non-tariff trade barriers			6.62	6.67	6.13	6.18	5.46
(ii) Compliance costs of importing and exporting			8.67	5.46	5.65	3.66	4.68
C. Black-market exchange rates	8.80	9.40	10.00	10.00	10.00	10.00	10.00
D. Controls of the movement of capital and people	2.00	2.00	4.12	5.25	5.16	5.22	5.02
(i) Foreign ownership / investment restrictions			7.46	6.97	6.73	6.58	6.00
(ii) Capital controls	2.00	2.00	0.77	0.77	0.77	0.77	0.77
(iii) Freedom of foreigners to visit				8.00	7.97	8.30	8.30
5. Regulation	5.30	6.50	7.49	7.47	7.31	7.40	7.20
A. Credit market regulations	7.48	9.07	9.61	9.96	9.27	10.00	9.18
(i) Ownership of banks	10.00	10.00	10.00	10.00	10.00	10.00	10.00
(ii) Private sector credit	8.43	9.22	8.82	9.88	7.80	10.00	7.53
(iii) Interest rate controls / negative real interest rates	4.00	8.00	10.00	10.00	10.00	10.00	10.00
B. Labor market regulations		3.92	5.86	6.06	6.09	6.17	6.61
(i) Hiring regulations and minimum wage			4.61	4.40	4.43	5.57	5.57
(ii) Hiring and firing regulations		5.55	2.05	2.36	2.46	2.10	3.48
(iii) Centralized collective bargaining		6.21	4.52	3.84	3.39	3.08	4.32
(iv) Hours regulations			6.18	8.00	8.00	8.00	8.00
(v) Mandated cost of worker dismissal			7.78	7.78	8.27	8.27	8.27
(vi) Conscription	0.00	0.00	10.00	10.00	10.00	10.00	10.00
C. Business regulations			7.00	6.38	6.57	6.03	5.80
(i) Administrative requirements			6.92	3.29	2.88	3.31	3.69
(ii) Bureaucracy costs			6.53	4.55	5.15	4.00	3.56
(iii) Starting a business			8.68	8.81	9.39	8.62	8.72
(iv) Extra payments / bribes / favoritism			6.77	7.54	5.46	3.93	2.83
(v) Licensing restrictions				8.02	8.81	8.62	8.39
(vi) Cost of tax compliance			6.08	6.08	7.76	7.72	7.65

Spain

	1980	1990	2000	2005	2010	2015	2017
	Rating (Rank)	Rating (Rank)	Rating (Rank)	Rating (Rank)	Rating (Rank)	Rating (Rank)	Rating (Rank)
Summary Ratings (Rank)	5.90 (28)	6.69 (28)	7.86 (19)	7.71 (22)	7.46 (32)	7.63 (33)	7.55 (36)
	Rating (Data)	Rating (Data)	Rating (Data)	Rating (Data)	Rating (Data)	Rating (Data)	Rating (Data)
1. Size of Government	5.63	5.31	6.68	7.01	6.07	6.22	6.09
A. Government consumption	6.93 (16.45)	5.89 (19.98)	5.22 (22.25)	4.79 (23.73)	4.05 (26.24)	4.38 (25.11)	4.64 (24.23)
B. Transfers and subsidies	6.78 (12.3)	5.78 (16)	5.76 (16.05)	6.00 (15.18)	4.56 (20.46)	4.56 (20.46)	4.77 (19.68)
C. Government enterprises and investment	6.00 (27.1)	4.00 (33.5)	10.00 (14.04)	10.00 (13.97)	7.00 (20.36)	10.00 (12.65)	10.00 (9.63)
D. Top marginal tax rate	1.00	3.00	4.00	5.50	6.00	4.00	4.00
(i) Top marginal income tax rate	1.00 (66)	3.00 (56)	4.00 (48)	6.00 (35-45)	6.00 (35-43)	4.00 (46)	4.00 (45)
(ii) Top marginal income and payroll tax rate		3.00 (56)	4.00 (48)	5.00 (45)	6.00 (35-43)	4.00 (46)	4.00 (45)
E. State Ownership of Assets	7.42	7.88	8.42	8.78	8.74	8.16	7.03
2. Legal System and Property Rights	4.58	7.16	7.20	6.73	6.76	6.80	6.76
A. Judicial independence			7.52	4.49	4.86	5.01	5.22
B. Impartial courts			8.02	5.26	4.43	4.19	3.82
C. Protection of property rights	6.10	10.00	7.15	7.69	6.49	6.09	5.94
D. Military interference in rule of law and politics			8.33	8.33	8.33	8.33	8.33
E. Integrity of the legal system	8.30	6.70	6.67	8.33	8.33	8.33	8.33
F. Legal enforcement of contracts			5.54	5.54	5.54	5.50	5.58
G. Regulatory costs of the sale of real property			7.19	7.31	7.42	7.76	7.75
H. Reliability of police				7.47	8.06	8.65	8.64
I. Business costs of crime				6.11	7.41	7.37	7.23
<i>Gender Disparity Adjustment</i>	0.44	1.00	1.00	1.00	1.00	1.00	1.00
3. Sound Money	6.07	6.36	9.44	9.58	9.67	9.76	9.40
A. Money growth	8.36 (8.21)	7.70 (11.5)	8.66 (6.7)	9.02 (4.88)	9.65 (1.73)	9.37 (3.16)	8.22 (8.91)
B. Standard deviation of inflation	8.60 (3.49)	9.22 (1.95)	9.77 (0.57)	9.95 (0.12)	9.38 (1.54)	9.78 (0.54)	9.76 (0.59)
C. Inflation: most recent year	7.33 (13.35)	8.54 (7.31)	9.31 (3.43)	9.33 (3.37)	9.64 (1.8)	9.90 (-0.5)	9.61 (1.96)
D. Freedom to own foreign currency bank accounts	0.00	0.00	10.00	10.00	10.00	10.00	10.00
4. Freedom to Trade Internationally	7.74	8.60	8.90	7.94	7.87	8.01	8.05
A. Tariffs	8.22	8.21	9.18	8.39	8.34	8.36	8.23
(i) Revenue from trade taxes (% of trade sector)	8.20 (2.7)	9.00 (1.5)	9.78 (0.33)	9.59 (0.62)	9.63 (0.55)	9.10 (1.35)	9.00 (1.5)
(ii) Mean tariff rate	8.24 (8.8)	8.52 (7.4)	9.52 (2.4)	9.46 (2.7)	8.98 (5.1)	8.98 (5.1)	8.98 (5.1)
(iii) Standard deviation of tariff rates		7.12 (7.2)	8.24 (4.4)	6.13 (9.67)	6.41 (8.98)	7.00 (7.5)	6.70 (8.26)
B. Regulatory trade barriers			8.39	7.76	7.81	7.89	8.13
(i) Non-tariff trade barriers			7.62	6.73	6.83	5.82	6.29
(ii) Compliance costs of importing and exporting			9.17	8.79	8.79	9.96	9.96
C. Black-market exchange rates	10.00	9.60	10.00	10.00	10.00	10.00	10.00
D. Controls of the movement of capital and people	5.00	8.00	8.02	5.62	5.32	5.79	5.86
(i) Foreign ownership / investment restrictions			9.11	7.39	6.47	6.56	6.76
(ii) Capital controls	5.00	8.00	6.92	3.08	3.08	3.08	3.08
(iii) Freedom of foreigners to visit				6.40	6.42	7.74	7.74
5. Regulation	5.46	5.99	7.07	7.30	6.92	7.34	7.46
A. Credit market regulations	7.37	8.27	9.92	10.00	9.16	8.98	9.32
(i) Ownership of banks	8.00	8.00	10.00	10.00	10.00	10.00	10.00
(ii) Private sector credit	8.11	6.82	9.77	10.00	7.49	7.94	7.97
(iii) Interest rate controls / negative real interest rates	6.00	10.00	10.00	10.00	10.00	9.00	10.00
B. Labor market regulations	3.55	3.71	4.07	5.33	4.70	6.25	6.14
(i) Hiring regulations and minimum wage			3.06	2.20	2.23	3.90	3.90
(ii) Hiring and firing regulations		2.62	3.67	2.82	2.61	3.84	3.48
(iii) Centralized collective bargaining	5.18	5.18	4.85	6.13	4.29	6.70	6.41
(iv) Hours regulations	4.49	4.05	5.01	6.00	4.00	8.00	8.00
(v) Mandated cost of worker dismissal			4.81	4.81	5.07	5.07	5.07
(vi) Conscription	1.00	3.00	3.00	10.00	10.00	10.00	10.00
C. Business regulations			7.21	6.58	6.91	6.78	6.92
(i) Administrative requirements			7.40	3.23	2.95	3.00	2.90
(ii) Bureaucracy costs			7.90	6.30	7.58	7.56	7.56
(iii) Starting a business			6.43	8.28	9.01	9.49	9.52
(iv) Extra payments / bribes / favoritism			7.63	8.02	6.14	4.80	4.68
(v) Licensing restrictions				6.99	7.86	7.57	8.51
(vi) Cost of tax compliance			6.66	6.66	7.90	8.30	8.35

Sri Lanka

	1980	1990	2000	2005	2010	2015	2017
	Rating (Rank)	Rating (Rank)	Rating (Rank)	Rating (Rank)	Rating (Rank)	Rating (Rank)	Rating (Rank)
Summary Ratings (Rank)	4.57 (68)	4.66 (88)	6.23 (79)	6.31 (93)	6.53 (99)	6.76 (90)	6.57 (104)
	Rating (Data)	Rating (Data)	Rating (Data)	Rating (Data)	Rating (Data)	Rating (Data)	Rating (Data)
1. Size of Government	4.36	6.48	6.62	7.48	7.15	7.62	7.63
A. Government consumption	8.93 (9.62)	8.41 (11.39)	8.04 (12.68)	8.84 (9.96)	8.53 (10.99)	8.41 (11.39)	8.22 (12.04)
B. Transfers and subsidies	7.85 (8.4)	8.50 (6)	9.03 (4.05)	8.53 (5.9)	9.18 (3.5)	9.09 (3.83)	9.32 (2.99)
C. Government enterprises and investment	0.00 (53.5)	4.00 (39.2)	4.00 (39.2)	8.00 (16.46)	7.00 (22.3)	7.00 (23.2)	7.00 (23.2)
D. Top marginal tax rate	0.00		7.00	7.00	6.00	8.50	8.50
(i) Top marginal income tax rate	0.00 (60.5)		7.00 (35)	7.00 (35)	7.00 (35)	9.00 (24)	9.00 (24)
(ii) Top marginal income and payroll tax rate			7.00 (35)	7.00 (35)	5.00 (38)	8.00 (26)	8.00 (26)
E. State Ownership of Assets	5.02	5.02	5.02	5.02	5.02	5.11	5.12
2. Legal System and Property Rights	3.98	2.31	4.54	4.66	5.25	5.28	4.91
A. Judicial independence				4.16	5.51	5.65	4.75
B. Impartial courts			5.01	4.38	5.68	5.04	3.74
C. Protection of property rights	4.60	3.20	3.50	6.02	5.77	5.59	5.04
D. Military interference in rule of law and politics			3.33	3.33	3.33	5.00	5.00
E. Integrity of the legal system	3.30	0.00	5.00	5.00	4.17	5.83	5.83
F. Legal enforcement of contracts			3.61	3.61	3.61	3.61	3.61
G. Regulatory costs of the sale of real property			6.75	6.75	6.75	7.36	7.55
H. Reliability of police				3.82	5.10	5.35	5.05
I. Business costs of crime				4.83	7.33	6.65	5.85
<i>Gender Disparity Adjustment</i>	1.00	1.00	1.00	1.00	1.00	0.90	0.90
3. Sound Money	5.47	5.50	6.74	6.13	6.55	8.13	7.58
A. Money growth	7.31 (13.43)	8.03 (9.85)	9.22 (3.92)	8.12 (9.42)	9.17 (4.16)	9.07 (4.67)	8.04 (9.8)
B. Standard deviation of inflation	8.57 (3.57)	8.01 (4.97)	8.99 (2.52)	8.75 (3.13)	8.21 (4.47)	8.63 (3.43)	8.82 (2.94)
C. Inflation: most recent year	6.00 (19.98)	5.94 (20.29)	8.76 (6.18)	7.67 (11.64)	8.81 (5.94)	9.82 (0.92)	8.46 (7.7)
D. Freedom to own foreign currency bank accounts	0.00	0.00	0.00	0.00	0.00	5.00	5.00
4. Freedom to Trade Internationally	3.39	2.71	6.69	6.96	6.91	5.88	5.83
A. Tariffs	1.97	2.92	7.62	6.85	6.48	6.05	6.27
(i) Revenue from trade taxes (% of trade sector)	2.20 (11.7)	4.13 (8.8)	8.57 (2.15)	7.92 (3.12)	7.07 (4.4)	7.00 (4.5)	6.35 (5.47)
(ii) Mean tariff rate	1.74 (41.3)	4.62 (26.9)	8.02 (9.9)	7.74 (11.3)	7.88 (10.6)	8.14 (9.3)	8.14 (9.3)
(iii) Standard deviation of tariff rates		0.00 (25.5)	6.28 (9.3)	4.89 (12.77)	4.49 (13.78)	3.01 (17.48)	4.31 (14.23)
B. Regulatory trade barriers			6.13	5.84	6.15	5.52	5.24
(i) Non-tariff trade barriers			4.75	5.23	5.08	5.56	5.24
(ii) Compliance costs of importing and exporting			7.50	6.44	7.22	5.47	
C. Black-market exchange rates	8.20	5.20	10.00	10.00	10.00	10.00	10.00
D. Controls of the movement of capital and people	0.00	0.00	3.02	5.17	5.02	1.95	1.80
(i) Foreign ownership / investment restrictions			6.04	7.00	6.54	5.85	5.40
(ii) Capital controls	0.00	0.00	0.00	0.00	0.00	0.00	0.00
(iii) Freedom of foreigners to visit				8.50	8.52	0.00	0.00
5. Regulation	5.67	6.30	6.55	6.33	6.77	6.87	6.91
A. Credit market regulations	5.13	6.82	7.03	7.37	7.39	7.54	7.58
(i) Ownership of banks	5.00	5.00	5.00	5.00	5.00	5.00	5.00
(ii) Private sector credit	6.39	7.46	6.10	7.11	7.16	7.62	7.74
(iii) Interest rate controls / negative real interest rates	4.00	8.00	10.00	10.00	10.00	10.00	10.00
B. Labor market regulations			5.58	6.60	6.44	6.39	6.45
(i) Hiring regulations and minimum wage			4.06	10.00	10.00	10.00	10.00
(ii) Hiring and firing regulations			2.88	3.40	3.87	3.97	4.07
(iii) Centralized collective bargaining			6.53	6.22	6.78	6.39	6.66
(iv) Hours regulations			10.00	10.00	8.00	8.00	8.00
(v) Mandated cost of worker dismissal			0.00	0.00	0.00	0.00	0.00
(vi) Conscription	10.00	10.00	10.00	10.00	10.00	10.00	10.00
C. Business regulations			7.03	5.02	6.48	6.68	6.68
(i) Administrative requirements			7.27	2.84	4.53	4.30	3.41
(ii) Bureaucracy costs			7.15	3.66	6.06	5.33	5.56
(iii) Starting a business			8.29	8.30	8.83	9.58	9.61
(iv) Extra payments / bribes / favoritism			5.30	4.74	5.02	3.82	3.47
(v) Licensing restrictions				3.46	7.31	9.04	9.50
(vi) Cost of tax compliance			7.13	7.13	7.13	7.99	8.55

Sudan

	1980	1990	2000	2005	2010	2015	2017
	Rating (Rank)	Rating (Rank)	Rating (Rank)	Rating (Rank)	Rating (Rank)	Rating (Rank)	Rating (Rank)
Summary Ratings (Rank)							4.67 (160)
	Rating (Data)	Rating (Data)	Rating (Data)	Rating (Data)	Rating (Data)	Rating (Data)	Rating (Data)
1. Size of Government							7.64
A. Government consumption							9.61 (7.34)
B. Transfers and subsidies							
C. Government enterprises and investment							10.00 (4.5)
D. Top marginal tax rate							8.50
(i) Top marginal income tax rate							10.00 (15)
(ii) Top marginal income and payroll tax rate							7.00 (34)
E. State Ownership of Assets	3.96	3.83	3.83	3.83	3.83	3.22	2.47
2. Legal System and Property Rights							3.03
A. Judicial independence							
B. Impartial courts							3.60
C. Protection of property rights							
D. Military interference in rule of law and politics							0.00
E. Integrity of the legal system							4.17
F. Legal enforcement of contracts							3.80
G. Regulatory costs of the sale of real property							8.94
H. Reliability of police							
I. Business costs of crime							
<i>Gender Disparity Adjustment</i>							0.48
3. Sound Money							4.40
A. Money growth				6.65 (16.77)	7.98 (10.1)	6.77 (16.15)	5.55 (22.26)
B. Standard deviation of inflation						6.66 (8.36)	3.53 (16.17)
C. Inflation: most recent year						6.62 (16.91)	3.52 (32.4)
D. Freedom to own foreign currency bank accounts							5.00
4. Freedom to Trade Internationally							2.31
A. Tariffs							4.80
(i) Revenue from trade taxes (% of trade sector)							
(ii) Mean tariff rate							5.70 (21.5)
(iii) Standard deviation of tariff rates							3.89 (15.27)
B. Regulatory trade barriers							0.92
(i) Non-tariff trade barriers							
(ii) Compliance costs of importing and exporting							0.92
C. Black-market exchange rates							0.00
D. Controls of the movement of capital and people							3.52
(i) Foreign ownership / investment restrictions							
(ii) Capital controls							6.15
(iii) Freedom of foreigners to visit							0.89
5. Regulation							5.95
A. Credit market regulations							6.23
(i) Ownership of banks							
(ii) Private sector credit							6.23
(iii) Interest rate controls / negative real interest rates							
B. Labor market regulations							4.71
(i) Hiring regulations and minimum wage							8.33
(ii) Hiring and firing regulations							
(iii) Centralized collective bargaining							
(iv) Hours regulations							8.00
(v) Mandated cost of worker dismissal							2.52
(vi) Conscription							0.00
C. Business regulations							6.92
(i) Administrative requirements							
(ii) Bureaucracy costs							4.00
(iii) Starting a business							8.68
(iv) Extra payments / bribes / favoritism							
(v) Licensing restrictions							7.00
(vi) Cost of tax compliance							7.98

Suriname

	1980	1990	2000	2005	2010	2015	2017
	Rating (Rank)	Rating (Rank)	Rating (Rank)	Rating (Rank)	Rating (Rank)	Rating (Rank)	Rating (Rank)
Summary Ratings (Rank)					6.58 (93)	6.85 (81)	6.65 (98)
	Rating (Data)	Rating (Data)	Rating (Data)	Rating (Data)	Rating (Data)	Rating (Data)	Rating (Data)
1. Size of Government					6.31	6.00	6.37
A. Government consumption					3.81 (27.05)	1.73 (34.11)	3.90 (26.74)
B. Transfers and subsidies					8.99 (4.21)	8.58 (5.69)	8.58 (5.69)
C. Government enterprises and investment					7.00 (22.57)	10.00 (3.7)	10.00 (4.05)
D. Top marginal tax rate						5.00	5.00
(i) Top marginal income tax rate						5.00 (38)	5.00 (38)
(ii) Top marginal income and payroll tax rate						5.00 (40)	5.00 (40)
E. State Ownership of Assets	5.36	5.43	5.43	5.43	5.43	4.69	4.36
2. Legal System and Property Rights					4.29	5.07	4.69
A. Judicial independence					5.59	4.23	4.23
B. Impartial courts					2.79	5.10	5.30
C. Protection of property rights					4.42	5.56	5.56
D. Military interference in rule of law and politics					5.00	5.00	5.00
E. Integrity of the legal system					5.00	5.00	5.00
F. Legal enforcement of contracts					2.75	2.75	2.75
G. Regulatory costs of the sale of real property					1.74	3.49	4.63
H. Reliability of police					6.18	8.01	3.16
I. Business costs of crime					5.64	7.08	7.08
<i>Gender Disparity Adjustment</i>	0.97	0.97	0.97	0.97	0.97	0.97	0.98
3. Sound Money					8.82	8.86	7.24
A. Money growth					9.13 (-4.33)	9.62 (1.92)	8.81 (5.94)
B. Standard deviation of inflation					7.53 (6.17)	7.21 (6.96)	4.53 (13.67)
C. Inflation: most recent year					8.61 (6.94)	8.62 (6.9)	5.60 (22.02)
D. Freedom to own foreign currency bank accounts					10.00	10.00	10.00
4. Freedom to Trade Internationally					6.60	7.20	7.22
A. Tariffs					7.47	7.48	7.48
(i) Revenue from trade taxes (% of trade sector)					8.37 (2.45)	8.39 (2.42)	8.39 (2.42)
(ii) Mean tariff rate					7.92 (10.4)	7.92 (10.4)	7.92 (10.4)
(iii) Standard deviation of tariff rates					6.13 (9.67)	6.13 (9.67)	6.13 (9.67)
B. Regulatory trade barriers					6.51	6.70	6.77
(i) Non-tariff trade barriers					6.51	6.56	6.71
(ii) Compliance costs of importing and exporting					6.51	6.83	6.83
C. Black-market exchange rates					10.00	10.00	10.00
D. Controls of the movement of capital and people					2.40	4.64	4.64
(i) Foreign ownership / investment restrictions					4.88	6.63	6.63
(ii) Capital controls					0.00	0.00	0.00
(iii) Freedom of foreigners to visit					2.32	7.30	7.30
5. Regulation					6.89	7.09	7.73
A. Credit market regulations					8.05	8.99	8.66
(i) Ownership of banks					5.00	8.00	8.00
(ii) Private sector credit				9.22	9.14	8.97	8.97
(iii) Interest rate controls / negative real interest rates					10.00	10.00	9.00
B. Labor market regulations					7.85	7.29	8.98
(i) Hiring regulations and minimum wage					10.00	8.90	8.90
(ii) Hiring and firing regulations					3.18	2.85	
(iii) Centralized collective bargaining					6.93	4.97	
(iv) Hours regulations					10.00	10.00	10.00
(v) Mandated cost of worker dismissal					7.01	7.01	7.01
(vi) Conscription					10.00	10.00	10.00
C. Business regulations					4.77	5.00	5.55
(i) Administrative requirements					2.99	2.91	
(ii) Bureaucracy costs					3.33	1.33	1.33
(iii) Starting a business					5.46	6.23	6.89
(iv) Extra payments / bribes / favoritism					4.19	4.49	4.49
(v) Licensing restrictions					4.87	7.28	7.28
(vi) Cost of tax compliance					7.77	7.77	7.77

Sweden

	1980	1990	2000	2005	2010	2015	2017
	Rating (Rank)	Rating (Rank)	Rating (Rank)	Rating (Rank)	Rating (Rank)	Rating (Rank)	Rating (Rank)
Summary Ratings (Rank)	5.88 (29)	7.14 (17)	7.85 (20)	7.69 (24)	7.77 (16)	7.83 (20)	7.56 (35)
	Rating (Data)	Rating (Data)	Rating (Data)	Rating (Data)	Rating (Data)	Rating (Data)	Rating (Data)
1. Size of Government	2.70	3.49	4.60	4.60	4.44	4.57	4.54
A. Government consumption	1.10 (36.25)	1.49 (34.95)	1.68 (34.28)	1.17 (36.03)	1.27 (35.69)	1.02 (36.53)	0.84 (37.14)
B. Transfers and subsidies	3.41 (24.7)	1.99 (29.9)	3.98 (22.59)	4.00 (22.51)	4.60 (20.32)	4.64 (20.17)	4.81 (19.55)
C. Government enterprises and investment	2.00 (41.2)	7.00 (22.8)	8.00 (17.81)	8.00 (18.55)	7.00 (20.28)	8.00 (17.76)	8.00 (18.36)
D. Top marginal tax rate	0.00	0.00	1.00	1.50	1.00	1.00	1.00
(i) Top marginal income tax rate	0.00 (87)	0.00 (61-68)	2.00 (51-58)	3.00 (52-59)	2.00 (52-59)	2.00 (57)	2.00 (57)
(ii) Top marginal income and payroll tax rate		0.00 (79-86)	0.00 (68.4-75.4)	0.00 (66)	0.00 (63-69)	0.00 (67)	0.00 (67)
E. State Ownership of Assets	6.99	6.99	8.32	8.32	8.32	8.20	8.06
2. Legal System and Property Rights	6.61	8.35	8.37	8.17	8.38	8.35	7.75
A. Judicial independence			8.68	8.11	9.12	9.11	8.20
B. Impartial courts			8.35	8.72	8.01	7.46	6.72
C. Protection of property rights	5.20	10.00	8.08	8.71	8.70	8.87	8.08
D. Military interference in rule of law and politics			10.00	9.17	9.17	9.17	9.17
E. Integrity of the legal system	10.00	10.00	10.00	10.00	10.00	10.00	10.00
F. Legal enforcement of contracts			4.73	4.73	4.74	6.20	4.98
G. Regulatory costs of the sale of real property			8.73	8.73	8.45	8.45	8.45
H. Reliability of police				7.37	8.86	7.86	7.15
I. Business costs of crime				8.03	8.34	8.01	6.96
<i>Gender Disparity Adjustment</i>	1.00	1.00	1.00	1.00	1.00	1.00	1.00
3. Sound Money	7.56	8.03	9.84	9.71	9.64	9.71	9.30
A. Money growth	8.18 (9.11)	9.44 (2.78)	9.71 (1.47)	9.25 (3.77)	9.16 (4.19)	9.03 (4.85)	7.75 (11.27)
B. Standard deviation of inflation	9.41 (1.47)	9.44 (1.4)	9.83 (0.44)	9.69 (0.79)	9.65 (0.88)	9.83 (0.43)	9.82 (0.46)
C. Inflation: most recent year	7.66 (11.72)	8.23 (8.84)	9.82 (0.9)	9.91 (0.45)	9.77 (1.16)	9.99 (-0.05)	9.64 (1.79)
D. Freedom to own foreign currency bank accounts	5.00	5.00	10.00	10.00	10.00	10.00	10.00
4. Freedom to Trade Internationally	6.67	9.65	8.93	8.25	8.24	8.28	8.18
A. Tariffs	9.02	8.96	9.18	8.39	8.34	8.36	8.23
(i) Revenue from trade taxes (% of trade sector)	9.53 (0.7)	9.73 (0.4)	9.78 (0.33)	9.59 (0.62)	9.63 (0.55)	9.10 (1.35)	9.00 (1.5)
(ii) Mean tariff rate	8.50 (7.5)	9.06 (4.7)	9.52 (2.4)	9.46 (2.7)	8.98 (5.1)	8.98 (5.1)	8.98 (5.1)
(iii) Standard deviation of tariff rates		8.08 (4.8)	8.24 (4.4)	6.13 (9.67)	6.41 (8.98)	7.00 (7.5)	6.70 (8.26)
B. Regulatory trade barriers			9.32	8.71	8.84	8.50	8.35
(i) Non-tariff trade barriers			8.80	8.30	8.56	7.07	6.78
(ii) Compliance costs of importing and exporting			9.83	9.12	9.12	9.92	9.92
C. Black-market exchange rates	9.00	10.00	10.00	10.00	10.00	10.00	10.00
D. Controls of the movement of capital and people	2.00	10.00	7.22	5.91	5.80	6.24	6.14
(i) Foreign ownership / investment restrictions			9.05	8.24	7.90	7.91	7.60
(ii) Capital controls	2.00	10.00	5.38	3.08	3.08	3.08	3.08
(iii) Freedom of foreigners to visit				6.40	6.42	7.74	7.74
5. Regulation	5.85	6.17	7.54	7.69	8.16	8.24	8.05
A. Credit market regulations	7.59	8.39	10.00	10.00	9.98	9.90	9.33
(i) Ownership of banks	8.00	8.00	10.00	10.00	10.00	10.00	10.00
(ii) Private sector credit	6.76	7.18	10.00	10.00	9.94	9.71	10.00
(iii) Interest rate controls / negative real interest rates	8.00	10.00	10.00	10.00	10.00	10.00	8.00
B. Labor market regulations	4.11	3.95	4.08	5.06	6.43	6.75	6.93
(i) Hiring regulations and minimum wage			4.41	8.30	6.67	6.67	6.67
(ii) Hiring and firing regulations		3.93	2.18	1.92	2.52	3.84	4.40
(iii) Centralized collective bargaining	4.49	4.49	3.78	3.56	3.41	4.00	4.53
(iv) Hours regulations	4.84	4.40	3.51	6.00	6.00	6.00	6.00
(v) Mandated cost of worker dismissal			7.59	7.59	10.00	10.00	10.00
(vi) Conscription	3.00	3.00	3.00	3.00	10.00	10.00	10.00
C. Business regulations			8.54	8.02	8.07	8.08	7.87
(i) Administrative requirements			7.27	3.73	4.76	5.16	5.35
(ii) Bureaucracy costs			8.30	8.26	7.58	7.56	6.67
(iii) Starting a business			9.39	9.40	9.47	9.73	9.74
(iv) Extra payments / bribes / favoritism			9.12	9.30	9.12	8.38	7.84
(v) Licensing restrictions				8.82	8.88	9.02	9.01
(vi) Cost of tax compliance			8.63	8.63	8.63	8.63	8.63

Switzerland

	1980	1990	2000	2005	2010	2015	2017
	Rating (Rank)	Rating (Rank)	Rating (Rank)	Rating (Rank)	Rating (Rank)	Rating (Rank)	Rating (Rank)
Summary Ratings (Rank)	7.68 (5)	8.30 (4)	8.79 (2)	8.46 (4)	8.40 (4)	8.42 (4)	8.40 (4)
	Rating (Data)	Rating (Data)	Rating (Data)	Rating (Data)	Rating (Data)	Rating (Data)	Rating (Data)
1. Size of Government	7.08	6.87	8.03	8.30	8.09	7.69	7.60
A. Government consumption	6.86 (16.68)	6.01 (19.55)	7.16 (15.64)	7.08 (15.91)	6.55 (17.72)	6.39 (18.28)	6.39 (18.26)
B. Transfers and subsidies	6.49 (13.4)	5.78 (16)	5.85 (15.75)	6.42 (13.65)	5.92 (15.47)	6.06 (14.97)	5.98 (15.26)
C. Government enterprises and investment			10.00 (12.36)	10.00 (12.11)	10.00 (13.38)	10.00 (12.94)	10.00 (13)
D. Top marginal tax rate	7.00	7.50	8.00	8.00	8.00	7.00	7.00
(i) Top marginal income tax rate	7.00 (31-44)	8.00 (33-43)	9.00 (31-40)	9.00 (26-42)	9.00 (26-42)	8.00 (26-42)	8.00 (26-42)
(ii) Top marginal income and payroll tax rate		7.00 (36-46)	7.00 (39-48)	7.00 (34-50)	7.00 (35-49)	6.00 (35-49)	6.00 (35-49)
E. State Ownership of Assets	7.98	8.20	9.16	10.00	10.00	8.98	8.60
2. Legal System and Property Rights	6.32	8.35	8.81	8.72	8.55	8.58	8.40
A. Judicial independence			8.68	8.63	9.01	9.13	9.07
B. Impartial courts			8.52	8.61	7.50	8.00	7.75
C. Protection of property rights	9.40	10.00	9.17	9.28	9.07	9.15	9.23
D. Military interference in rule of law and politics			10.00	10.00	10.00	10.00	10.00
E. Integrity of the legal system	10.00	10.00	10.00	8.33	8.33	8.33	8.33
F. Legal enforcement of contracts			6.03	6.03	6.07	5.84	4.50
G. Regulatory costs of the sale of real property			9.24	9.57	9.57	9.60	9.60
H. Reliability of police				9.06	8.86	9.27	9.23
I. Business costs of crime				9.00	8.50	7.85	7.93
<i>Gender Disparity Adjustment</i>	0.56	1.00	1.00	1.00	1.00	1.00	1.00
3. Sound Money	9.59	9.72	9.70	9.61	9.39	9.81	9.93
A. Money growth	9.35 (3.25)	9.93 (0.33)	9.28 (3.6)	8.94 (5.28)	8.06 (9.71)	9.62 (1.91)	9.92 (0.39)
B. Standard deviation of inflation	9.55 (1.13)	9.78 (0.55)	9.83 (0.42)	9.75 (0.63)	9.64 (0.89)	9.83 (0.42)	9.89 (0.27)
C. Inflation: most recent year	9.46 (2.71)	9.15 (4.27)	9.69 (1.54)	9.77 (1.17)	9.86 (0.7)	9.77 (-1.14)	9.89 (0.53)
D. Freedom to own foreign currency bank accounts	10.00	10.00	10.00	10.00	10.00	10.00	10.00
4. Freedom to Trade Internationally	9.58	9.76	9.42	7.40	7.37	7.54	7.62
A. Tariffs	8.74	9.28	9.92	6.43	6.29	6.19	6.21
(i) Revenue from trade taxes (% of trade sector)	8.40 (2.4)	8.73 (1.9)	9.79 (0.31)	9.84 (0.24)	9.22 (1.17)	9.91 (0.14)	9.91 (0.14)
(ii) Mean tariff rate	9.08 (4.6)	9.12 (4.4)	10.00 (0)	9.46 (2.7)	8.96 (5.2)	8.66 (6.7)	8.72 (6.4)
(iii) Standard deviation of tariff rates		10.00 (0)	9.96 (0.1)	0.00 (30.48)	0.68 (23.3)	0.00 (31.83)	0.00 (29.25)
B. Regulatory trade barriers			8.69	7.00	7.16	7.86	8.06
(i) Non-tariff trade barriers			8.22	5.07	5.40	5.84	6.23
(ii) Compliance costs of importing and exporting			9.17	8.93	8.93	8.89	8.89
C. Black-market exchange rates	10.00	10.00	10.00	10.00	10.00	10.00	10.00
D. Controls of the movement of capital and people	10.00	10.00	9.08	6.17	6.03	6.13	6.19
(i) Foreign ownership / investment restrictions			9.70	7.96	7.51	7.56	7.75
(ii) Capital controls	10.00	10.00	8.46	3.85	3.85	3.08	3.08
(iii) Freedom of foreigners to visit				6.70	6.75	7.74	7.74
5. Regulation	5.85	6.82	7.96	8.24	8.58	8.49	8.48
A. Credit market regulations	6.69	8.15	9.07	9.29	9.33	9.31	9.33
(i) Ownership of banks	5.00	5.00	8.00	8.00	8.00	8.00	8.00
(ii) Private sector credit	9.07	9.46	9.20	9.86	10.00	9.93	10.00
(iii) Interest rate controls / negative real interest rates	6.00	10.00	10.00	10.00	10.00	10.00	10.00
B. Labor market regulations	5.01	5.48	6.21	7.61	8.19	7.88	7.85
(i) Hiring regulations and minimum wage			4.56	10.00	8.33	10.00	10.00
(ii) Hiring and firing regulations		7.71	5.62	7.79	7.95	7.98	7.77
(iii) Centralized collective bargaining	6.21	6.21	7.80	8.06	7.86	8.28	8.35
(iv) Hours regulations	5.81	5.01	5.51	6.00	10.00	6.00	6.00
(v) Mandated cost of worker dismissal			8.79	8.79	10.00	10.00	10.00
(vi) Conscription	3.00	3.00	5.00	5.00	5.00	5.00	5.00
C. Business regulations			8.62	7.82	8.21	8.27	8.25
(i) Administrative requirements			7.30	5.11	5.23	6.37	6.21
(ii) Bureaucracy costs			9.08	5.99	8.64	8.00	8.00
(iii) Starting a business			9.21	9.29	9.31	9.57	9.57
(iv) Extra payments / bribes / favoritism			8.18	8.92	8.44	8.00	8.05
(v) Licensing restrictions				8.30	8.34	8.37	8.37
(vi) Cost of tax compliance			9.29	9.29	9.29	9.29	9.29

Syria

	1980	1990	2000	2005	2010	2015	2017
	Rating (Rank)	Rating (Rank)	Rating (Rank)	Rating (Rank)	Rating (Rank)	Rating (Rank)	Rating (Rank)
Summary Ratings (Rank)	3.51 (95)	3.11 (106)	4.95 (114)	5.65 (123)	5.85 (132)	4.87 (155)	5.05 (155)
	Rating (Data)	Rating (Data)	Rating (Data)	Rating (Data)	Rating (Data)	Rating (Data)	Rating (Data)
1. Size of Government	2.94	3.31	3.72	5.21	5.95	5.74	5.72
A. Government consumption	4.17 (25.82)	6.76 (17.03)	7.50 (14.51)	7.16 (15.65)	8.11 (12.41)	6.82 (16.81)	6.82 (16.8)
B. Transfers and subsidies	7.36 (10.2)				8.97 (4.29)	8.97 (4.29)	8.97 (4.29)
C. Government enterprises and investment	0.00 (59.5)	2.00 (45)	0.00 (63.64)	2.00 (46.4)	2.00 (48.37)	2.00 (47.86)	2.00 (47.86)
D. Top marginal tax rate				8.00	7.00	7.00	7.00
(i) Top marginal income tax rate				8.00 (27.5)	9.00 (22)	9.00 (22)	9.00 (22)
(ii) Top marginal income and payroll tax rate					5.00 (39)	5.00 (38)	5.00 (38)
E. State Ownership of Assets	0.23	1.18	3.68	3.68	3.68	3.92	3.83
2. Legal System and Property Rights	1.37	2.35	3.74	4.03	4.02	3.43	3.24
A. Judicial independence					2.93	3.10	3.10
B. Impartial courts			4.64	4.80	3.26	3.00	1.90
C. Protection of property rights	0.00	1.90			6.13	5.86	5.86
D. Military interference in rule of law and politics			3.33	3.33	3.33	3.33	3.33
E. Integrity of the legal system	1.70	3.30	8.33	8.33	8.33	7.50	7.50
F. Legal enforcement of contracts			3.22	3.22	3.22	3.22	3.22
G. Regulatory costs of the sale of real property			4.49	4.49	4.64	4.09	4.09
H. Reliability of police					4.36	5.95	
I. Business costs of crime					9.37	6.11	6.11
<i>Gender Disparity Adjustment</i>	0.56	0.56	0.56	0.67	0.59	0.46	0.48
3. Sound Money	8.18	5.58	6.46	7.39	7.28	4.87	5.93
A. Money growth	7.66 (11.72)	7.42 (12.9)	9.16 (4.2)	8.01 (9.93)	9.03 (4.84)	9.48 (2.61)	9.48 (2.61)
B. Standard deviation of inflation	8.56 (3.6)	8.75 (3.13)	7.47 (6.33)	8.00 (4.99)	5.95 (10.12)	0.00 (34.7)	0.00 (30.5)
C. Inflation: most recent year	6.51 (17.47)	6.13 (19.33)	9.23 (-3.85)	8.55 (7.24)	9.12 (4.4)	0.00 (80)	4.23 (28.84)
D. Freedom to own foreign currency bank accounts	10.00	0.00	0.00	5.00	5.00	10.00	10.00
4. Freedom to Trade Internationally	2.30	1.55	5.06	5.77	5.98	4.91	4.97
A. Tariffs	3.90	4.66	5.17	5.44	6.24	5.23	5.23
(i) Revenue from trade taxes (% of trade sector)	5.27 (7.1)	8.07 (2.9)	7.55 (3.67)	8.35 (2.48)	8.37 (2.45)	8.37 (2.45)	8.37 (2.45)
(ii) Mean tariff rate	2.54 (37.3)	5.92 (20.4)	6.08 (19.6)	6.08 (19.6)	7.16 (14.2)	6.70 (16.5)	6.70 (16.5)
(iii) Standard deviation of tariff rates		0.00 (27.7)	1.89 (20.28)	1.89 (20.28)	3.18 (17.04)	0.63 (23.43)	0.63 (23.43)
B. Regulatory trade barriers				7.14	6.12	4.03	3.71
(i) Non-tariff trade barriers					4.64	5.24	4.60
(ii) Compliance costs of importing and exporting				7.14	7.60	2.82	2.82
C. Black-market exchange rates	3.00	0.00	10.00	10.00	10.00	8.59	9.13
D. Controls of the movement of capital and people	0.00	0.00	0.00	0.50	1.58	1.80	1.80
(i) Foreign ownership / investment restrictions					3.90	4.57	4.57
(ii) Capital controls	0.00	0.00	0.00	1.00	0.83	0.83	0.83
(iii) Freedom of foreigners to visit				0.00	0.00	0.00	0.00
5. Regulation	2.75	2.77	5.77	5.85	6.01	5.39	5.37
A. Credit market regulations	0.82	0.78	6.17	5.34	6.98	5.59	5.59
(i) Ownership of banks	0.00	0.00	0.00	0.00	2.00	2.00	2.00
(ii) Private sector credit	1.63	2.33	9.50	7.02	8.94	4.76	4.76
(iii) Interest rate controls / negative real interest rates		0.00	9.00	9.00	10.00	10.00	10.00
B. Labor market regulations			5.37	5.65	5.58	5.66	5.68
(i) Hiring regulations and minimum wage			8.90	10.00	6.10	7.23	8.33
(ii) Hiring and firing regulations					4.27	3.61	4.98
(iii) Centralized collective bargaining					7.13	7.14	4.74
(iv) Hours regulations			10.00	10.00	6.00	6.00	6.00
(v) Mandated cost of worker dismissal			2.58	2.58	10.00	10.00	10.00
(vi) Conscription	0.00	0.00	0.00	0.00	0.00	0.00	0.00
C. Business regulations				6.57	5.46	4.93	4.85
(i) Administrative requirements					2.46	4.11	3.81
(ii) Bureaucracy costs					3.18	1.11	0.89
(iii) Starting a business			4.93	5.07	8.99	9.06	9.18
(iv) Extra payments / bribes / favoritism					3.61	4.13	4.13
(v) Licensing restrictions				8.40	8.31		
(vi) Cost of tax compliance			6.23	6.23	6.23	6.23	6.23

Taiwan

	1980	1990	2000	2005	2010	2015	2017
	Rating (Rank)	Rating (Rank)	Rating (Rank)	Rating (Rank)	Rating (Rank)	Rating (Rank)	Rating (Rank)
Summary Ratings (Rank)	6.36 (21)	7.12 (19)	7.32 (39)	7.51 (31)	7.69 (22)	7.74 (24)	7.85 (19)
	Rating (Data)	Rating (Data)	Rating (Data)	Rating (Data)	Rating (Data)	Rating (Data)	Rating (Data)
1. Size of Government	5.15	5.51	6.50	6.97	7.14	7.40	7.38
A. Government consumption	4.82 (23.6)	4.74 (23.9)	5.25 (22.15)	5.47 (21.39)	5.33 (21.87)	5.63 (20.87)	5.55 (21.12)
B. Transfers and subsidies	10.00 (0.35)	9.87 (0.99)	9.21 (3.4)	9.32 (3)	9.32 (3)	9.27 (3.17)	9.28 (3.13)
C. Government enterprises and investment	2.00 (44.3)	2.00 (44.3)	4.00 (30.23)	6.00 (25.48)	7.00 (24.61)	8.00 (18.04)	8.00 (18.5)
D. Top marginal tax rate	3.00	5.00	7.00	7.00	7.00	6.00	6.00
(i) Top marginal income tax rate	3.00 (60)	5.00 (50)	7.00 (40)	7.00 (40)	7.00 (40)	6.00 (45)	6.00 (45)
(ii) Top marginal income and payroll tax rate		5.00 (50)	7.00 (40)	7.00 (40)	7.00 (40)	6.00 (45)	6.00 (45)
E. State Ownership of Assets	5.93	5.93	7.03	7.03	7.03	8.08	8.08
2. Legal System and Property Rights	7.68	7.11	6.15	6.57	6.89	6.78	6.76
A. Judicial independence			5.34	5.05	6.09	5.64	5.76
B. Impartial courts			5.68	5.69	5.42	4.38	4.53
C. Protection of property rights	8.60	8.60	6.07	7.15	8.08	7.67	7.56
D. Military interference in rule of law and politics			6.67	6.67	6.67	6.67	6.67
E. Integrity of the legal system	10.00	8.30	6.67	8.33	8.33	8.33	8.33
F. Legal enforcement of contracts			5.55	5.55	5.55	5.55	5.51
G. Regulatory costs of the sale of real property			7.87	7.87	7.87	7.89	7.89
H. Reliability of police				6.59	7.35	7.43	7.59
I. Business costs of crime				7.32	7.78	7.45	7.02
<i>Gender Disparity Adjustment</i>	0.96	0.96	0.96	0.96	0.96	1.00	1.00
3. Sound Money	8.05	9.42	9.46	9.58	9.63	9.63	9.75
A. Money growth	8.24 (8.79)	9.18 (4.09)	9.50 (-2.52)	8.95 (5.27)	9.27 (3.65)	9.49 (2.55)	9.73 (1.33)
B. Standard deviation of inflation	7.76 (5.6)	9.32 (1.71)	9.09 (2.28)	9.64 (0.9)	9.46 (1.35)	9.11 (2.23)	9.39 (1.51)
C. Inflation: most recent year	6.20 (19)	9.18 (4.1)	9.27 (3.67)	9.75 (1.26)	9.81 (0.97)	9.94 (-0.3)	9.88 (0.6)
D. Freedom to own foreign currency bank accounts	10.00	10.00	10.00	10.00	10.00	10.00	10.00
4. Freedom to Trade Internationally	6.47	7.78	8.46	7.72	7.68	7.57	7.73
A. Tariffs	7.60	8.33	7.98	7.41	7.72	7.66	7.70
(i) Revenue from trade taxes (% of trade sector)	7.60 (3.6)	8.60 (2.1)	8.98 (1.52)	9.61 (0.58)	9.64 (0.54)	9.55 (0.67)	9.53 (0.7)
(ii) Mean tariff rate		8.06 (9.7)	8.24 (8.8)	8.72 (6.4)	8.78 (6.1)	8.72 (6.4)	8.72 (6.4)
(iii) Standard deviation of tariff rates			6.72 (8.2)	3.88 (15.3)	4.73 (13.18)	4.70 (13.25)	4.85 (12.86)
B. Regulatory trade barriers			8.23	7.67	7.24	7.10	7.59
(i) Non-tariff trade barriers			7.13	7.02	6.07	6.56	6.42
(ii) Compliance costs of importing and exporting			9.33	8.33	8.41	7.65	8.76
C. Black-market exchange rates	9.80	10.00	10.00	10.00	10.00	10.00	10.00
D. Controls of the movement of capital and people	2.00	5.00	7.63	5.82	5.76	5.54	5.61
(i) Foreign ownership / investment restrictions			7.63	7.44	7.31	5.87	6.02
(ii) Capital controls	2.00	5.00					
(iii) Freedom of foreigners to visit				4.20	4.20	5.20	5.20
5. Regulation	4.46	5.80	6.04	6.70	7.13	7.33	7.64
A. Credit market regulations	5.26	6.88	6.72	8.76	8.67	8.09	8.08
(i) Ownership of banks	0.00	2.00	2.00	8.00	8.00	5.00	5.00
(ii) Private sector credit	7.79	8.63	8.15	8.29	8.01	9.26	9.24
(iii) Interest rate controls / negative real interest rates	8.00	10.00	10.00	10.00	10.00	10.00	10.00
B. Labor market regulations		4.73	4.02	4.34	5.02	5.91	6.86
(i) Hiring regulations and minimum wage			3.78	2.20	2.23	3.33	5.57
(ii) Hiring and firing regulations		6.26	4.60	5.92	4.68	6.36	6.10
(iii) Centralized collective bargaining		7.93	7.98	8.36	7.71	8.26	8.22
(iv) Hours regulations			6.18	8.00	10.00	10.00	10.00
(v) Mandated cost of worker dismissal			1.56	1.56	2.52	2.52	6.26
(vi) Conscription	0.00	0.00	0.00	0.00	3.00	5.00	5.00
C. Business regulations			7.39	7.00	7.71	7.99	7.98
(i) Administrative requirements			7.63	5.21	4.63	4.99	5.04
(ii) Bureaucracy costs			7.35	6.52	9.24	10.00	9.56
(iii) Starting a business			7.66	7.76	9.65	9.66	9.66
(iv) Extra payments / bribes / favoritism			8.09	7.95	6.67	6.36	6.51
(v) Licensing restrictions				8.41	8.80	9.40	9.58
(vi) Cost of tax compliance			6.19	6.19	7.25	7.52	7.52

Tajikistan

	1980	1990	2000	2005	2010	2015	2017
	Rating (Rank)	Rating (Rank)	Rating (Rank)	Rating (Rank)	Rating (Rank)	Rating (Rank)	Rating (Rank)
Summary Ratings (Rank)					6.18 (119)	6.27 (118)	6.05 (132)
	Rating (Data)	Rating (Data)	Rating (Data)	Rating (Data)	Rating (Data)	Rating (Data)	Rating (Data)
1. Size of Government				3.47	5.98	5.54	5.09
A. Government consumption				8.38 (11.5)	9.04 (9.26)	7.79 (13.52)	6.53 (17.79)
B. Transfers and subsidies					9.06 (3.94)	9.06 (3.94)	9.06 (3.94)
C. Government enterprises and investment				0.00 (56.65)	0.00 (84.5)	0.00 (61)	0.00 (61)
D. Top marginal tax rate					8.50	8.50	8.50
(i) Top marginal income tax rate					10.00 (13)	10.00 (13)	10.00 (13)
(ii) Top marginal income and payroll tax rate					7.00 (31)	7.00 (31)	7.00 (31)
E. State Ownership of Assets		0.00	2.02	2.02	3.28	2.35	1.34
2. Legal System and Property Rights					5.19	5.14	5.04
A. Judicial independence					4.53	5.74	5.46
B. Impartial courts					4.92	5.43	5.30
C. Protection of property rights					4.63	5.76	5.74
D. Military interference in rule of law and politics					3.90	4.00	4.50
E. Integrity of the legal system							
F. Legal enforcement of contracts					5.67	5.67	5.67
G. Regulatory costs of the sale of real property					7.56	8.41	8.37
H. Reliability of police					5.15	6.37	6.23
I. Business costs of crime					6.76	6.46	6.46
<i>Gender Disparity Adjustment</i>	1.00	1.00	1.00	1.00	0.93	0.72	0.69
3. Sound Money					7.51	7.84	7.54
A. Money growth					9.82 (-0.88)	9.71 (-1.45)	7.50 (12.5)
B. Standard deviation of inflation					6.51 (8.72)	7.81 (5.49)	9.13 (2.17)
C. Inflation: most recent year					8.72 (6.42)	8.86 (5.71)	8.54 (7.3)
D. Freedom to own foreign currency bank accounts					5.00	5.00	5.00
4. Freedom to Trade Internationally					5.73	6.36	5.94
A. Tariffs					8.38	8.50	8.47
(i) Revenue from trade taxes (% of trade sector)					9.19 (1.22)	9.19 (1.22)	9.19 (1.22)
(ii) Mean tariff rate					8.44 (7.8)	8.48 (7.6)	8.46 (7.7)
(iii) Standard deviation of tariff rates					7.50 (6.24)	7.84 (5.4)	7.75 (5.62)
B. Regulatory trade barriers					2.38	4.33	4.69
(i) Non-tariff trade barriers					4.75	5.21	5.40
(ii) Compliance costs of importing and exporting					0.00	3.45	3.99
C. Black-market exchange rates					10.00	10.00	8.00
D. Controls of the movement of capital and people					2.17	2.61	2.61
(i) Foreign ownership / investment restrictions					4.62	4.52	4.52
(ii) Capital controls					0.77	2.31	2.31
(iii) Freedom of foreigners to visit					1.11	1.00	1.00
5. Regulation					6.49	6.47	6.63
A. Credit market regulations					8.33	7.82	7.84
(i) Ownership of banks					8.00	8.00	8.00
(ii) Private sector credit				3.69	8.99	7.47	8.53
(iii) Interest rate controls / negative real interest rates					8.00	8.00	7.00
B. Labor market regulations					5.24	5.48	5.73
(i) Hiring regulations and minimum wage					6.67	5.57	5.57
(ii) Hiring and firing regulations					5.51	5.80	5.73
(iii) Centralized collective bargaining					7.11	7.36	7.36
(iv) Hours regulations					4.00	6.00	8.00
(v) Mandated cost of worker dismissal					8.13	8.13	7.76
(vi) Conscription					0.00	0.00	0.00
C. Business regulations					5.90	6.10	6.31
(i) Administrative requirements					4.85	5.80	5.58
(ii) Bureaucracy costs					4.24	2.67	2.44
(iii) Starting a business					8.88	9.12	9.46
(iv) Extra payments / bribes / favoritism					4.26	4.96	4.96
(v) Licensing restrictions					5.66	6.97	7.95
(vi) Cost of tax compliance					7.49	7.11	7.49

Tanzania

	1980	1990	2000	2005	2010	2015	2017
	Rating (Rank)	Rating (Rank)	Rating (Rank)	Rating (Rank)	Rating (Rank)	Rating (Rank)	Rating (Rank)
Summary Ratings (Rank)	4.09 (83)	3.96 (101)	6.18 (81)	6.28 (95)	6.68 (87)	6.84 (82)	6.77 (87)
	Rating (Data)	Rating (Data)	Rating (Data)	Rating (Data)	Rating (Data)	Rating (Data)	Rating (Data)
1. Size of Government	4.62	4.33	6.12	6.23	6.68	7.10	6.66
A. Government consumption	7.50 (14.5)	6.75 (17.06)	8.31 (11.76)	6.30 (18.58)	5.74 (20.5)	6.33 (18.47)	6.50 (17.9)
B. Transfers and subsidies	10.00 (0)				9.96 (0.65)	9.98 (0.56)	10.00 (0.38)
C. Government enterprises and investment	0.00 (53.8)	2.00 (40.03)	4.00 (34.6)	7.00 (24.15)	6.00 (26.33)	7.00 (22.63)	7.00 (22.63)
D. Top marginal tax rate		2.00	5.00	5.50	5.50	6.00	6.00
(i) Top marginal income tax rate		3.00 (50)	7.00 (31)	8.00 (30)	8.00 (30)	8.00 (30)	8.00 (30)
(ii) Top marginal income and payroll tax rate		1.00 (57)	3.00 (46)	3.00 (46)	3.00 (48)	4.00 (45)	4.00 (45)
E. State Ownership of Assets	0.97	6.58	7.19	6.14	6.18	6.18	3.79
2. Legal System and Property Rights	5.75	4.89	6.25	5.34	5.42	5.68	5.69
A. Judicial independence				4.91	4.36	4.82	4.62
B. Impartial courts			5.84	4.46	4.65	4.75	4.68
C. Protection of property rights	5.50	4.60		4.90	4.23	4.90	5.22
D. Military interference in rule of law and politics			6.67	6.67	6.67	6.67	6.67
E. Integrity of the legal system	8.30	6.70	8.33	8.33	8.33	8.33	8.33
F. Legal enforcement of contracts			6.11	6.11	6.11	5.71	5.71
G. Regulatory costs of the sale of real property			6.11	7.10	7.17	7.29	7.02
H. Reliability of police				4.19	4.62	5.45	5.65
I. Business costs of crime				4.18	5.48	5.35	5.12
<i>Gender Disparity Adjustment</i>	0.88	0.88	0.89	0.89	0.89	0.92	0.93
3. Sound Money	4.11	4.58	7.59	7.57	7.71	8.06	8.27
A. Money growth	5.94 (20.3)	4.00 (30)	8.72 (6.4)	7.32 (13.41)	7.54 (12.29)	9.39 (3.07)	9.92 (0.38)
B. Standard deviation of inflation	6.54 (8.66)	8.70 (3.26)	7.83 (5.43)	9.68 (0.8)	9.54 (1.14)	8.97 (2.58)	9.21 (1.98)
C. Inflation: most recent year	3.96 (30.2)	5.64 (21.82)	8.82 (5.92)	8.27 (8.63)	8.76 (6.2)	8.88 (5.59)	8.94 (5.32)
D. Freedom to own foreign currency bank accounts	0.00	0.00	5.00	5.00	5.00	5.00	5.00
4. Freedom to Trade Internationally	1.62	1.51	5.81	6.12	6.66	6.30	6.24
A. Tariffs	4.87	4.53	4.96	4.94	7.14	7.11	6.62
(i) Revenue from trade taxes (% of trade sector)	4.87 (7.7)	5.00 (7.5)	2.07 (11.9)	2.07 (11.9)	8.61 (2.09)	8.82 (1.76)	7.34 (3.99)
(ii) Mean tariff rate		4.06 (29.7)	6.18 (19.1)	7.42 (12.9)	7.50 (12.5)	7.42 (12.9)	7.42 (12.9)
(iii) Standard deviation of tariff rates			6.64 (8.4)	5.33 (11.68)	5.30 (11.75)	5.10 (12.26)	5.10 (12.26)
B. Regulatory trade barriers			7.50	5.60	6.14	2.98	2.82
(i) Non-tariff trade barriers				4.93	5.12	5.16	4.85
(ii) Compliance costs of importing and exporting			7.50	6.28	7.16	0.80	0.80
C. Black-market exchange rates	0.00	0.00	10.00	10.00	10.00	10.00	10.00
D. Controls of the movement of capital and people	0.00	0.00	0.77	3.93	3.38	5.12	5.51
(i) Foreign ownership / investment restrictions				7.38	5.72	5.37	4.98
(ii) Capital controls	0.00	0.00	0.77	0.00	0.00	0.00	1.54
(iii) Freedom of foreigners to visit				4.40	4.43	10.00	10.00
5. Regulation	4.35	4.51	5.13	6.15	6.93	7.05	7.00
A. Credit market regulations	1.64	3.74	4.50	7.89	9.68	8.79	8.76
(i) Ownership of banks	0.00	0.00	0.00	8.00	10.00	8.00	8.00
(ii) Private sector credit	0.93	7.21	4.51	6.67	9.04	8.37	8.27
(iii) Interest rate controls / negative real interest rates	4.00	4.00	9.00	9.00	10.00	10.00	10.00
B. Labor market regulations			5.76	5.76	5.71	6.63	6.51
(i) Hiring regulations and minimum wage			2.20	0.00	1.10	5.57	5.57
(ii) Hiring and firing regulations			4.00	5.09	4.66	4.55	4.38
(iii) Centralized collective bargaining			6.33	7.43	5.21	6.38	5.85
(iv) Hours regulations			8.70	8.70	10.00	10.00	10.00
(v) Mandated cost of worker dismissal			8.33	8.33	8.27	8.27	8.27
(vi) Conscription	10.00	5.00	5.00	5.00	5.00	5.00	5.00
C. Business regulations				4.80	5.41	5.74	5.73
(i) Administrative requirements				4.19	3.95	4.20	4.38
(ii) Bureaucracy costs				2.98	4.09	2.44	2.00
(iii) Starting a business			7.04	8.08	8.77	8.94	8.50
(iv) Extra payments / bribes / favoritism				4.60	3.71	3.46	3.89
(v) Licensing restrictions				0.90	3.86	7.57	7.91
(vi) Cost of tax compliance			8.07	8.07	8.07	7.81	7.68

Thailand

	1980	1990	2000	2005	2010	2015	2017
	Rating (Rank)	Rating (Rank)	Rating (Rank)	Rating (Rank)	Rating (Rank)	Rating (Rank)	Rating (Rank)
Summary Ratings (Rank)	5.86 (31)	6.69 (28)	6.63 (68)	6.71 (74)	6.64 (92)	6.79 (85)	6.86 (81)
	Rating (Data)	Rating (Data)	Rating (Data)	Rating (Data)	Rating (Data)	Rating (Data)	Rating (Data)
1. Size of Government	6.02	7.34	6.98	7.08	7.09	6.60	6.78
A. Government consumption	7.11 (15.81)	7.57 (14.26)	6.77 (17)	6.71 (17.18)	4.91 (23.32)	4.39 (25.06)	4.37 (25.14)
B. Transfers and subsidies	9.95 (0.7)	9.86 (1)	9.60 (1.96)	8.79 (4.95)	9.67 (1.7)	9.22 (3.35)	9.21 (3.41)
C. Government enterprises and investment	4.00 (31.9)	8.00 (15.2)	4.00 (37.2)	7.00 (24.7)	7.00 (23.81)	6.00 (25.63)	6.00 (26.81)
D. Top marginal tax rate	3.00	4.00	7.00	6.00	7.00	7.00	8.00
(i) Top marginal income tax rate	3.00 (60)	4.00 (55)	7.00 (37)	6.00 (37)	7.00 (37)	7.00 (35)	8.00 (35)
(ii) Top marginal income and payroll tax rate		4.00 (55)	7.00 (37)	6.00 (37)	7.00 (37)	7.00 (35)	8.00 (35)
E. State Ownership of Assets	6.04	7.27	7.56	6.89	6.89	6.40	6.33
2. Legal System and Property Rights	6.52	6.43	6.26	6.28	5.15	4.77	4.67
A. Judicial independence			5.85	5.67	5.34	5.04	5.13
B. Impartial courts			4.68	5.87	4.86	4.63	4.45
C. Protection of property rights	6.60	8.00	4.42	7.11	4.29	5.01	5.26
D. Military interference in rule of law and politics			6.67	6.67	5.00	3.33	3.33
E. Integrity of the legal system	8.30	6.70	8.33	4.17	4.17	4.17	4.17
F. Legal enforcement of contracts			5.99	6.11	6.11	5.96	6.27
G. Regulatory costs of the sale of real property			7.89	7.89	7.89	7.45	7.46
H. Reliability of police				6.27	4.53	6.01	4.64
I. Business costs of crime				6.74	5.98	4.95	5.19
<i>Gender Disparity Adjustment</i>	1.00	1.00	1.00	1.00	0.93	0.85	0.83
3. Sound Money	6.32	7.97	6.61	6.76	7.06	8.45	8.59
A. Money growth	8.96 (5.2)	8.69 (6.56)	8.71 (6.47)	8.53 (7.34)	9.32 (3.4)	9.60 (1.98)	9.82 (0.9)
B. Standard deviation of inflation	8.85 (2.87)	9.34 (1.66)	8.06 (4.86)	9.40 (1.49)	9.57 (1.08)	9.39 (1.52)	9.68 (0.81)
C. Inflation: most recent year	7.46 (12.7)	8.85 (5.77)	9.69 (1.57)	9.09 (4.54)	9.34 (3.31)	9.82 (-0.9)	9.87 (0.67)
D. Freedom to own foreign currency bank accounts	0.00	5.00	0.00	0.00	0.00	5.00	5.00
4. Freedom to Trade Internationally	5.16	5.07	6.99	6.43	6.83	7.07	7.24
A. Tariffs	4.47	3.21	6.65	6.84	7.43	6.95	7.40
(i) Revenue from trade taxes (% of trade sector)	5.40 (6.9)	6.40 (5.4)	9.06 (1.41)	9.29 (1.06)	9.55 (0.68)	9.61 (0.58)	9.68 (0.48)
(ii) Mean tariff rate	3.54 (32.3)	1.84 (40.8)	6.60 (17)	7.88 (10.6)	8.02 (9.9)	7.80 (11)	8.10 (9.5)
(iii) Standard deviation of tariff rates		1.40 (21.5)	4.28 (14.3)	3.35 (16.64)	4.73 (13.17)	3.44 (16.39)	4.41 (13.97)
B. Regulatory trade barriers			7.03	5.89	6.82	6.69	6.87
(i) Non-tariff trade barriers			5.73	5.00	5.45	5.54	5.74
(ii) Compliance costs of importing and exporting			8.33	6.78	8.18	7.84	8.00
C. Black-market exchange rates	9.00	10.00	10.00	10.00	10.00	10.00	10.00
D. Controls of the movement of capital and people	2.00	2.00	4.28	3.00	3.06	4.63	4.69
(i) Foreign ownership / investment restrictions			7.02	6.25	6.43	6.28	6.45
(ii) Capital controls	2.00	2.00	1.54	1.54	1.54	1.54	1.54
(iii) Freedom of foreigners to visit				1.20	1.22	6.08	6.08
5. Regulation	5.29	6.62	6.30	6.99	7.09	7.07	7.00
A. Credit market regulations	6.67	8.26	8.06	9.33	9.26	9.33	9.30
(i) Ownership of banks	8.00	8.00	5.00	8.00	8.00	8.00	8.00
(ii) Private sector credit	8.02	8.78	9.17	10.00	9.79	10.00	9.89
(iii) Interest rate controls / negative real interest rates	4.00	8.00	10.00	10.00	10.00	10.00	10.00
B. Labor market regulations		4.98	4.42	5.43	4.96	4.70	4.70
(i) Hiring regulations and minimum wage			3.94	6.70	6.67	5.57	5.57
(ii) Hiring and firing regulations		7.01	4.60	4.75	5.59	5.64	5.56
(iii) Centralized collective bargaining	7.93	7.93	6.45	6.12	6.14	5.63	5.71
(iv) Hours regulations			6.51	10.00	10.00	10.00	10.00
(v) Mandated cost of worker dismissal			4.99	4.99	1.37	1.37	1.37
(vi) Conscription	0.00	0.00	0.00	0.00	0.00	0.00	0.00
C. Business regulations			6.42	6.20	7.04	7.18	6.99
(i) Administrative requirements			6.88	4.89	4.28	4.19	4.30
(ii) Bureaucracy costs			3.98	2.17	9.24	9.56	7.33
(iii) Starting a business			8.87	8.88	9.01	9.11	9.82
(iv) Extra payments / bribes / favoritism			5.31	5.85	4.31	3.96	4.05
(v) Licensing restrictions				8.35	8.34	9.24	8.99
(vi) Cost of tax compliance			7.04	7.04	7.04	7.02	7.43

Timor-Leste

	1980	1990	2000	2005	2010	2015	2017
	Rating (Rank)	Rating (Rank)	Rating (Rank)	Rating (Rank)	Rating (Rank)	Rating (Rank)	Rating (Rank)
Summary Ratings (Rank)					5.62 (137)	6.29 (117)	5.99 (133)
	Rating (Data)	Rating (Data)	Rating (Data)	Rating (Data)	Rating (Data)	Rating (Data)	Rating (Data)
1. Size of Government				3.09	3.11	4.62	4.45
A. Government consumption				0.94 (36.81)	0.00 (58.9)	0.00 (49.48)	0.00 (43.38)
B. Transfers and subsidies					6.86 (12.01)	7.48 (9.76)	8.63 (5.51)
C. Government enterprises and investment					0.00 (83.56)	0.00 (79.25)	0.00 (80.76)
D. Top marginal tax rate						10.00	10.00
(i) Top marginal income tax rate						10.00 (10)	10.00 (10)
(ii) Top marginal income and payroll tax rate						10.00 (10)	10.00 (10)
E. State Ownership of Assets	2.85	3.78	5.25	5.25	5.56	5.61	3.62
2. Legal System and Property Rights					3.13	3.54	3.27
A. Judicial independence					3.88	3.85	3.85
B. Impartial courts					3.35	3.22	3.50
C. Protection of property rights					2.92	3.00	3.00
D. Military interference in rule of law and politics					5.00	5.70	6.40
E. Integrity of the legal system							
F. Legal enforcement of contracts					0.00	0.00	0.00
G. Regulatory costs of the sale of real property					0.00		
H. Reliability of police					4.33	4.29	1.40
I. Business costs of crime					5.58	4.73	4.73
<i>Gender Disparity Adjustment</i>	1.00	1.00	1.00	1.00	1.00	1.00	1.00
3. Sound Money					8.74	8.85	8.11
A. Money growth					7.66 (11.7)	8.25 (8.73)	7.40 (-12.98)
B. Standard deviation of inflation					8.67 (3.33)	7.27 (6.82)	5.15 (12.14)
C. Inflation: most recent year					8.65 (6.77)	9.87 (0.63)	9.89 (0.56)
D. Freedom to own foreign currency bank accounts					10.00	10.00	10.00
4. Freedom to Trade Internationally						7.04	7.78
A. Tariffs						9.56	9.73
(i) Revenue from trade taxes (% of trade sector)						9.17 (1.25)	9.68 (0.48)
(ii) Mean tariff rate						9.50 (2.5)	9.50 (2.5)
(iii) Standard deviation of tariff rates						10.00 (0)	10.00 (0)
B. Regulatory trade barriers					5.99	4.67	4.49
(i) Non-tariff trade barriers					5.53	4.29	3.93
(ii) Compliance costs of importing and exporting					6.44	5.05	5.05
C. Black-market exchange rates							10.00
D. Controls of the movement of capital and people					6.73	6.90	6.90
(i) Foreign ownership / investment restrictions					5.12	5.34	5.34
(ii) Capital controls					8.33	8.46	8.46
(iii) Freedom of foreigners to visit							
5. Regulation					7.52	7.40	6.33
A. Credit market regulations					9.50	9.50	5.20
(i) Ownership of banks							
(ii) Private sector credit					10.00	10.00	6.40
(iii) Interest rate controls / negative real interest rates					9.00	9.00	4.00
B. Labor market regulations					7.71	6.69	7.30
(i) Hiring regulations and minimum wage					6.67	2.23	2.23
(ii) Hiring and firing regulations					4.01	4.16	
(iii) Centralized collective bargaining					5.57	5.75	
(iv) Hours regulations					10.00	8.00	8.00
(v) Mandated cost of worker dismissal					10.00	10.00	8.96
(vi) Conscription					10.00	10.00	10.00
C. Business regulations					5.34	6.02	6.49
(i) Administrative requirements					3.56	5.30	
(ii) Bureaucracy costs					5.15	4.00	4.89
(iii) Starting a business					5.91	8.85	9.58
(iv) Extra payments / bribes / favoritism					3.53	3.51	3.51
(v) Licensing restrictions					6.99	7.54	7.54
(vi) Cost of tax compliance					6.91	6.91	6.91

Togo

	1980	1990	2000	2005	2010	2015	2017
	Rating (Rank)	Rating (Rank)	Rating (Rank)	Rating (Rank)	Rating (Rank)	Rating (Rank)	Rating (Rank)
Summary Ratings (Rank)	4.10 (82)	5.33 (60)	5.51 (106)	5.55 (127)	5.47 (142)	5.88 (131)	6.21 (121)
	Rating (Data)	Rating (Data)	Rating (Data)	Rating (Data)	Rating (Data)	Rating (Data)	Rating (Data)
1. Size of Government	2.63	6.54	7.70	8.30	6.52	6.56	6.51
A. Government consumption	3.20 (29.11)	6.87 (16.65)	8.88 (9.82)	8.96 (9.52)	9.06 (9.2)	6.92 (16.46)	7.31 (15.13)
B. Transfers and subsidies				10.00 (0.28)	9.65 (1.79)	9.94 (0.71)	9.95 (0.7)
C. Government enterprises and investment	0.00 (71.7)	6.00 (28.8)	8.00 (16.8)	8.00 (17.48)	2.00 (41.53)	2.00 (45.02)	2.00 (42.2)
D. Top marginal tax rate						7.00	7.00
(i) Top marginal income tax rate						7.00 (35)	7.00 (35)
(ii) Top marginal income and payroll tax rate							
E. State Ownership of Assets	4.69	6.76	6.23	6.23	5.37	6.94	6.29
2. Legal System and Property Rights	2.86	3.84	2.46	2.13	2.33	4.36	5.24
A. Judicial independence							
B. Impartial courts			4.11	3.70	3.90	4.10	4.30
C. Protection of property rights	2.80	5.90				7.99	7.99
D. Military interference in rule of law and politics			1.67	0.14	0.00	4.17	4.17
E. Integrity of the legal system	3.30	3.30	5.00	5.00	5.00	5.00	5.00
F. Legal enforcement of contracts			3.15	3.15	3.15	3.90	3.90
G. Regulatory costs of the sale of real property			0.43	0.43	0.73	1.98	6.47
H. Reliability of police							
I. Business costs of crime							
<i>Gender Disparity Adjustment</i>	0.71	0.71	0.71	0.71	0.83	0.93	0.98
3. Sound Money	5.53	6.95	6.48	6.88	6.69	7.01	6.98
A. Money growth	8.66 (6.68)	9.03 (-4.84)	8.66 (6.69)	9.94 (-0.32)	8.29 (8.54)	9.47 (2.65)	8.93 (5.36)
B. Standard deviation of inflation	5.56 (11.11)	9.37 (1.58)	7.65 (5.88)	8.94 (2.66)	8.84 (2.91)	8.92 (2.69)	9.21 (1.98)
C. Inflation: most recent year	7.91 (10.47)	9.40 (2.98)	9.62 (1.89)	8.64 (6.8)	9.63 (1.83)	9.64 (1.79)	9.80 (-0.98)
D. Freedom to own foreign currency bank accounts	0.00	0.00	0.00	0.00	0.00	0.00	0.00
4. Freedom to Trade Internationally	3.78	4.36	5.87	6.05	6.07	5.46	5.67
A. Tariffs	1.73	3.87	7.60	7.39	7.38	7.33	7.39
(i) Revenue from trade taxes (% of trade sector)	1.73 (12.4)	3.87 (9.2)		7.82 (3.27)	7.24 (4.14)	7.39 (3.91)	7.58 (3.63)
(ii) Mean tariff rate			7.60 (12)	7.08 (14.6)	7.62 (11.9)	7.56 (12.2)	7.56 (12.2)
(iii) Standard deviation of tariff rates				7.26 (6.84)	7.29 (6.78)	7.02 (7.44)	7.02 (7.44)
B. Regulatory trade barriers				6.34	6.40	3.29	4.08
(i) Non-tariff trade barriers							4.87
(ii) Compliance costs of importing and exporting				6.34	6.40	3.29	3.29
C. Black-market exchange rates	9.60	9.20	10.00	10.00	10.00	10.00	10.00
D. Controls of the movement of capital and people	0.00	0.00	0.00	0.48	0.50	1.21	1.21
(i) Foreign ownership / investment restrictions							
(ii) Capital controls	0.00	0.00	0.00	0.77	0.77	0.77	0.77
(iii) Freedom of foreigners to visit				0.20	0.22	1.66	1.66
5. Regulation	5.70	4.96	5.02	4.39	5.75	6.00	6.63
A. Credit market regulations	6.42	6.59	5.78	3.67	8.33	6.96	8.33
(i) Ownership of banks	2.00	2.00	2.00	5.00	5.00	8.00	10.00
(ii) Private sector credit	9.26	9.77	9.33	0.00	10.00	7.89	10.00
(iii) Interest rate controls / negative real interest rates	8.00	8.00	6.00	6.00	10.00	5.00	5.00
B. Labor market regulations			4.27	4.57	4.31	4.17	4.17
(i) Hiring regulations and minimum wage			4.40	5.60	1.67	1.67	1.67
(ii) Hiring and firing regulations							
(iii) Centralized collective bargaining							
(iv) Hours regulations			6.00	6.00	8.00	8.00	8.00
(v) Mandated cost of worker dismissal			6.66	6.66	7.57	7.01	7.01
(vi) Conscription		0.00	0.00	0.00	0.00	0.00	0.00
C. Business regulations				4.94	4.60	6.86	7.40
(i) Administrative requirements							
(ii) Bureaucracy costs					3.48	2.67	3.78
(iii) Starting a business			4.30	3.88	3.86	8.95	9.36
(iv) Extra payments / bribes / favoritism							
(v) Licensing restrictions				3.96	4.08	8.23	8.25
(vi) Cost of tax compliance			6.97	6.97	6.97	7.58	8.22

Trinidad and Tobago

	1980	1990	2000	2005	2010	2015	2017
	Rating (Rank)	Rating (Rank)	Rating (Rank)	Rating (Rank)	Rating (Rank)	Rating (Rank)	Rating (Rank)
Summary Ratings (Rank)	4.85 (60)	5.44 (56)	7.49 (30)	6.96 (65)	6.58 (93)	6.40 (109)	6.70 (91)
	Rating (Data)	Rating (Data)	Rating (Data)	Rating (Data)	Rating (Data)	Rating (Data)	Rating (Data)
1. Size of Government	5.22	5.99	6.58	6.71	5.18	5.28	5.40
A. Government consumption	5.64 (20.81)	6.81 (16.84)	6.74 (17.1)	5.97 (19.7)	5.74 (20.49)	5.88 (20.02)	6.43 (18.13)
B. Transfers and subsidies	8.50 (6)	7.41 (10)	8.45 (6.2)	8.83 (4.8)	8.44 (6.23)	7.89 (8.24)	7.89 (8.24)
C. Government enterprises and investment	2.00 (47.6)	4.00 (34.6)	6.00 (28.67)	6.00 (26.99)	0.00 (75.87)	0.00 (59.86)	0.00 (59.86)
D. Top marginal tax rate		7.00	7.00	8.00	7.00	7.00	7.50
(i) Top marginal income tax rate		7.00 (35)	7.00 (35)	8.00 (30)	9.00 (25)	9.00 (25)	9.00 (30)
(ii) Top marginal income and payroll tax rate		7.00 (35)	7.00 (35)	8.00 (30)	5.00 (39)	5.00 (40)	6.00 (45)
E. State Ownership of Assets	4.74	4.74	4.74	4.74		5.64	5.20
2. Legal System and Property Rights	5.35	6.11	6.56	4.43	4.51	4.39	4.56
A. Judicial independence				5.32	5.73	5.33	5.80
B. Impartial courts			6.28	5.16	4.24	3.34	3.22
C. Protection of property rights	5.20	7.30	5.30	5.98	4.96	5.12	5.61
D. Military interference in rule of law and politics			8.33	8.33	8.33	8.33	8.33
E. Integrity of the legal system	6.70	6.70	6.67	3.82	4.17	3.33	3.33
F. Legal enforcement of contracts				2.96	2.96	2.96	2.96
G. Regulatory costs of the sale of real property				4.64	4.64	6.24	6.21
H. Reliability of police				1.93	3.51	2.93	3.14
I. Business costs of crime				2.22	2.54	2.42	2.88
<i>Gender Disparity Adjustment</i>	0.97	0.97	0.97	0.97	0.97	0.97	0.98
3. Sound Money	4.50	5.94	9.03	8.58	8.06	8.25	9.11
A. Money growth	7.62 (11.88)	9.06 (4.7)	8.83 (5.86)	8.23 (8.83)	8.22 (8.92)	8.09 (9.53)	9.67 (1.63)
B. Standard deviation of inflation	5.89 (10.27)	7.81 (5.47)	8.02 (4.95)	7.47 (6.33)	6.12 (9.7)	5.86 (10.36)	7.13 (7.17)
C. Inflation: most recent year	4.49 (27.53)	6.90 (15.49)	9.29 (3.56)	8.62 (6.89)	7.89 (10.55)	9.07 (4.66)	9.62 (1.88)
D. Freedom to own foreign currency bank accounts	0.00	0.00	10.00	10.00	10.00	10.00	10.00
4. Freedom to Trade Internationally	2.69	2.71	7.49	7.74	7.64	7.81	7.81
A. Tariffs	7.87	6.12	5.40	7.83	7.64	7.52	7.52
(i) Revenue from trade taxes (% of trade sector)	7.87 (3.2)	8.20 (2.7)	3.20 (10.2)	9.07 (1.4)	8.95 (1.57)	8.90 (1.65)	8.90 (1.65)
(ii) Mean tariff rate		6.28 (18.6)	6.32 (18.4)	8.44 (7.8)	8.50 (7.5)	7.86 (10.7)	7.86 (10.7)
(iii) Standard deviation of tariff rates		3.88 (15.3)	6.68 (8.3)	5.98 (10.06)	5.47 (11.33)	5.81 (10.49)	5.81 (10.49)
B. Regulatory trade barriers			7.02	6.53	6.93	6.31	6.31
(i) Non-tariff trade barriers			6.20	5.70	6.06	6.43	6.43
(ii) Compliance costs of importing and exporting			7.83	7.37	7.80	6.18	6.18
C. Black-market exchange rates	0.20	2.00	10.00	10.00	10.00	10.00	10.00
D. Controls of the movement of capital and people	0.00	0.00	7.53	6.60	5.98	7.41	7.40
(i) Foreign ownership / investment restrictions			8.15	7.37	6.27	6.06	6.04
(ii) Capital controls	0.00	0.00	6.92	6.92	6.15	6.15	6.15
(iii) Freedom of foreigners to visit				5.50	5.53	10.00	10.00
5. Regulation	6.47	6.46	7.76	7.34	7.54	6.27	6.60
A. Credit market regulations	6.90	7.24	8.52	8.33	8.85	5.00	6.00
(i) Ownership of banks	5.00	8.00	8.00	8.00	8.00	5.00	8.00
(ii) Private sector credit	8.81	7.71	8.56	10.00	9.54	0.00	0.00
(iii) Interest rate controls / negative real interest rates		6.00	9.00	7.00	9.00	10.00	10.00
B. Labor market regulations			7.15	7.54	7.50	7.62	7.55
(i) Hiring regulations and minimum wage			5.34	10.00	10.00	10.00	10.00
(ii) Hiring and firing regulations			5.80	5.35	4.59	4.53	4.14
(iii) Centralized collective bargaining			7.47	6.13	5.30	6.06	6.04
(iv) Hours regulations				10.00	10.00	10.00	10.00
(v) Mandated cost of worker dismissal				3.79	5.14	5.14	5.14
(vi) Conscription	10.00	10.00	10.00	10.00	10.00	10.00	10.00
C. Business regulations			7.62	6.14	6.27	6.19	6.25
(i) Administrative requirements			7.47	3.27	4.04	3.74	3.83
(ii) Bureaucracy costs			7.70	4.75	6.97	6.67	6.67
(iii) Starting a business				8.61	8.61	9.66	9.66
(iv) Extra payments / bribes / favoritism			6.60	4.84	4.27	2.62	2.94
(v) Licensing restrictions				6.65	6.06	6.79	6.79
(vi) Cost of tax compliance			8.72	8.72	7.65	7.65	7.65

Tunisia

	1980	1990	2000	2005	2010	2015	2017
	Rating (Rank)	Rating (Rank)	Rating (Rank)	Rating (Rank)	Rating (Rank)	Rating (Rank)	Rating (Rank)
Summary Ratings (Rank)	4.61 (67)	5.26 (63)	6.13 (83)	6.39 (90)	6.48 (103)	6.31 (116)	6.20 (122)
	Rating (Data)	Rating (Data)	Rating (Data)	Rating (Data)	Rating (Data)	Rating (Data)	Rating (Data)
1. Size of Government	4.48	5.81	5.41	5.34	6.23	5.97	5.63
A. Government consumption	6.17 (19.03)	5.75 (20.45)	5.74 (20.5)	6.01 (19.58)	5.60 (20.95)	5.41 (21.6)	5.15 (22.48)
B. Transfers and subsidies	8.61 (5.6)	7.68 (9)	8.10 (7.47)	7.41 (10)	7.00 (11.5)	6.41 (13.67)	6.41 (13.67)
C. Government enterprises and investment	0.00 (53.1)	4.00 (35.9)	2.00 (47.4)	2.00 (44.4)	7.00 (20.9)	7.00 (23.1)	7.00 (23.1)
D. Top marginal tax rate	2.00			5.50	5.50	5.50	4.50
(i) Top marginal income tax rate	2.00 (62.3)			7.00 (35)	7.00 (35)	7.00 (35)	7.00 (35)
(ii) Top marginal income and payroll tax rate				4.00 (50.65)	4.00 (50.65)	4.00 (44)	2.00 (52)
E. State Ownership of Assets	5.62	5.80	5.80	5.80	6.04	5.50	5.10
2. Legal System and Property Rights	4.10	2.92	5.66	5.82	5.56	5.28	5.29
A. Judicial independence				6.78	5.12	4.71	4.78
B. Impartial courts			6.99	6.59	6.01	4.33	4.22
C. Protection of property rights	2.20	3.20		7.37	6.48	5.87	5.87
D. Military interference in rule of law and politics			6.67	6.67	6.67	6.67	6.67
E. Integrity of the legal system	8.30	3.30	8.33	8.33	8.33	8.33	8.33
F. Legal enforcement of contracts			4.88	4.88	4.88	4.88	4.88
G. Regulatory costs of the sale of real property			7.11	7.11	7.26	7.26	7.26
H. Reliability of police				7.43	5.93	5.49	5.72
I. Business costs of crime				7.67	7.36	5.10	5.27
<i>Gender Disparity Adjustment</i>	0.67	0.67	0.67	0.67	0.72	0.80	0.80
3. Sound Money	6.18	6.98	7.05	7.30	6.85	7.06	6.90
A. Money growth	8.64 (6.8)	9.63 (1.86)	9.04 (4.82)	9.78 (1.09)	8.86 (5.71)	9.54 (2.31)	9.02 (4.92)
B. Standard deviation of inflation	8.63 (3.43)	9.20 (2)	9.75 (0.62)	9.83 (0.41)	9.44 (1.41)	9.67 (0.83)	9.63 (0.92)
C. Inflation: most recent year	7.44 (12.8)	9.10 (4.48)	9.41 (2.93)	9.60 (2.02)	9.12 (4.42)	9.03 (4.86)	8.93 (5.33)
D. Freedom to own foreign currency bank accounts	0.00	0.00	0.00	0.00	0.00	0.00	0.00
4. Freedom to Trade Internationally	3.59	5.04	6.03	6.44	6.44	6.81	6.76
A. Tariffs	4.36	4.71	5.53	5.34	6.91	6.97	7.26
(i) Revenue from trade taxes (% of trade sector)	4.00 (9)	3.67 (9.5)	7.75 (3.37)	8.69 (1.96)	8.86 (1.71)	8.83 (1.75)	8.83 (1.75)
(ii) Mean tariff rate	4.72 (26.4)	4.50 (27.5)	3.88 (30.6)	7.32 (13.4)	6.70 (16.5)	6.90 (15.5)	7.68 (11.6)
(iii) Standard deviation of tariff rates		5.96 (10.1)	4.96 (12.6)	0.00 (26)	5.18 (12.05)	5.16 (12.09)	5.27 (11.83)
B. Regulatory trade barriers			7.83	6.57	6.89	5.86	6.00
(i) Non-tariff trade barriers				6.30	5.77	4.47	4.75
(ii) Compliance costs of importing and exporting			7.83	6.84	8.01	7.26	7.26
C. Black-market exchange rates	6.40	8.40	10.00	8.79	7.05	9.24	8.59
D. Controls of the movement of capital and people	0.00	2.00	0.77	5.07	4.92	5.17	5.20
(i) Foreign ownership / investment restrictions				7.45	7.03	5.34	5.44
(ii) Capital controls	0.00	2.00	0.77	0.77	0.77	0.77	0.77
(iii) Freedom of foreigners to visit				7.00	6.97	9.40	9.40
5. Regulation	4.70	5.57	6.48	7.04	7.30	6.41	6.42
A. Credit market regulations	4.89	7.21	6.96	7.87	8.12	7.21	7.22
(i) Ownership of banks	2.00	5.00	5.00	5.00	5.00	5.00	5.00
(ii) Private sector credit	8.68	8.63	8.92	8.61	9.35	6.63	6.67
(iii) Interest rate controls / negative real interest rates	4.00	8.00		10.00	10.00	10.00	10.00
B. Labor market regulations			6.00	6.52	6.55	5.38	5.36
(i) Hiring regulations and minimum wage			7.20	7.20	8.33	6.10	6.10
(ii) Hiring and firing regulations			5.00	5.83	4.89	2.94	2.95
(iii) Centralized collective bargaining			3.67	5.97	5.31	4.71	4.63
(iv) Hours regulations			8.70	8.70	10.00	10.00	10.00
(v) Mandated cost of worker dismissal			8.42	8.42	7.76	5.51	5.51
(vi) Conscription	3.00	3.00	3.00	3.00	3.00	3.00	3.00
C. Business regulations				6.74	7.25	6.65	6.69
(i) Administrative requirements				5.28	4.68	3.32	3.36
(ii) Bureaucracy costs				4.30	5.91	5.11	5.33
(iii) Starting a business			8.46	9.46	9.60	9.60	9.70
(iv) Extra payments / bribes / favoritism				6.84	5.88	4.11	3.98
(v) Licensing restrictions				7.54	9.01	9.40	9.36
(vi) Cost of tax compliance			7.00	7.00	8.39	8.39	8.39

Turkey

	1980	1990	2000	2005	2010	2015	2017
	Rating (Rank)	Rating (Rank)	Rating (Rank)	Rating (Rank)	Rating (Rank)	Rating (Rank)	Rating (Rank)
Summary Ratings (Rank)	3.64 (92)	4.78 (84)	5.84 (90)	6.40 (88)	6.87 (75)	6.84 (82)	6.67 (95)
	Rating (Data)	Rating (Data)	Rating (Data)	Rating (Data)	Rating (Data)	Rating (Data)	Rating (Data)
1. Size of Government	4.62	6.04	7.05	7.72	6.78	6.64	6.60
A. Government consumption	7.09 (15.89)	7.71 (13.78)	6.93 (16.43)	6.98 (16.26)	6.12 (19.19)	6.27 (18.69)	5.96 (19.72)
B. Transfers and subsidies	8.50 (6)	9.07 (3.9)	9.37 (2.81)	9.38 (2.77)	6.16 (14.59)	6.39 (13.77)	6.54 (13.19)
C. Government enterprises and investment	2.00 (40)	4.00 (31.7)	7.00 (22.8)	8.00 (15.7)	7.00 (20.57)	7.00 (21.66)	7.00 (21.66)
D. Top marginal tax rate	0.00	2.50	5.00	7.00	7.00	7.00	7.00
(i) Top marginal income tax rate	0.00 (75)	4.00 (50)	6.00 (45)	7.00 (40)	7.00 (35)	7.00 (35)	7.00 (35)
(ii) Top marginal income and payroll tax rate		1.00 (57)	4.00 (45.5)	7.00 (40)	7.00 (35)	7.00 (35)	7.00 (35)
E. State Ownership of Assets	5.50	6.92	6.92	7.21	7.64	6.54	6.50
2. Legal System and Property Rights	4.95	3.98	5.34	6.39	5.06	4.74	4.62
A. Judicial independence			5.34	5.30	3.77	3.44	3.25
B. Impartial courts			6.51	4.68	4.43	3.18	3.24
C. Protection of property rights	4.00	5.90	3.43	6.35	5.35	5.59	5.26
D. Military interference in rule of law and politics			5.00	6.67	3.33	3.33	3.33
E. Integrity of the legal system	8.30	3.30	6.67	7.50	5.83	5.00	5.00
F. Legal enforcement of contracts			6.16	6.16	5.60	4.58	4.36
G. Regulatory costs of the sale of real property			8.90	8.87	8.80	8.55	8.59
H. Reliability of police				5.87	4.19	5.58	5.37
I. Business costs of crime				6.14	5.95	5.76	5.76
<i>Gender Disparity Adjustment</i>	0.78	0.78	0.78	1.00	0.93	0.90	0.88
3. Sound Money	0.78	3.87	3.57	4.84	8.86	9.08	8.85
A. Money growth	3.14 (34.3)	2.36 (38.2)	0.00 (81.91)	0.00 (59.29)	8.34 (8.3)	8.29 (8.57)	8.30 (8.52)
B. Standard deviation of inflation	0.00 (27.75)	3.11 (17.23)	4.27 (14.33)	1.40 (21.49)	8.80 (3)	9.56 (1.1)	9.32 (1.71)
C. Inflation: most recent year	0.00 (85.04)	0.00 (58.21)	0.00 (54.92)	7.97 (10.14)	8.29 (8.57)	8.47 (7.67)	7.77 (11.14)
D. Freedom to own foreign currency bank accounts	0.00	10.00	10.00	10.00	10.00	10.00	10.00
4. Freedom to Trade Internationally	3.43	4.71	7.57	7.38	7.35	7.23	7.27
A. Tariffs	3.50	4.53	7.42	6.87	6.25	6.00	5.96
(i) Revenue from trade taxes (% of trade sector)	5.80 (6.3)	8.13 (2.8)	9.55 (0.67)	9.73 (0.41)	9.57 (0.64)	9.49 (0.76)	9.47 (0.8)
(ii) Mean tariff rate	1.20 (44)	5.46 (22.7)	8.58 (7.1)	9.52 (2.4)	8.02 (9.9)	7.84 (10.8)	7.82 (10.9)
(iii) Standard deviation of tariff rates		0.00 (35.7)	4.12 (14.7)	1.36 (21.6)	1.17 (22.08)	0.67 (23.33)	0.58 (23.54)
B. Regulatory trade barriers			7.07	6.60	6.86	7.40	7.61
(i) Non-tariff trade barriers			5.63	6.28	5.66	6.03	5.87
(ii) Compliance costs of importing and exporting			8.50	6.93	8.05	8.77	9.36
C. Black-market exchange rates	6.80	9.60	10.00	10.00	10.00	10.00	10.00
D. Controls of the movement of capital and people	0.00	0.00	5.79	6.03	6.30	5.52	5.52
(i) Foreign ownership / investment restrictions			9.27	6.55	5.82	5.84	5.84
(ii) Capital controls	0.00	0.00	2.31	1.54	3.08	2.31	2.31
(iii) Freedom of foreigners to visit				10.00	10.00	8.41	8.41
5. Regulation	4.41	5.28	5.67	5.69	6.32	6.49	6.03
A. Credit market regulations	3.99	5.41	6.14	6.65	7.52	8.12	6.30
(i) Ownership of banks	8.00	8.00	8.00	5.00	5.00	5.00	5.00
(ii) Private sector credit	3.98	6.22	4.29	4.95	7.55	9.36	8.90
(iii) Interest rate controls / negative real interest rates	0.00	2.00		10.00	10.00	10.00	5.00
B. Labor market regulations		5.16	3.94	3.83	4.86	4.51	4.71
(i) Hiring regulations and minimum wage			3.38	4.40	5.57	4.43	5.57
(ii) Hiring and firing regulations		7.23	5.32	4.02	5.00	4.20	4.13
(iii) Centralized collective bargaining	7.24	7.24	6.57	6.39	7.06	6.88	7.06
(iv) Hours regulations			6.18	6.00	8.00	8.00	8.00
(v) Mandated cost of worker dismissal			1.19	1.19	2.52	2.52	2.52
(vi) Conscription	0.00	1.00	1.00	1.00	1.00	1.00	1.00
C. Business regulations			6.94	6.60	6.58	6.84	7.07
(i) Administrative requirements			7.40	3.28	3.34	4.08	3.99
(ii) Bureaucracy costs			5.15	6.21	6.97	6.22	7.11
(iii) Starting a business			9.45	9.47	9.66	9.59	9.66
(iv) Extra payments / bribes / favoritism			5.52	6.33	4.51	4.35	4.35
(v) Licensing restrictions				7.13	7.48	9.23	9.23
(vi) Cost of tax compliance			7.15	7.15	7.50	7.57	8.09

Uganda

	1980	1990	2000	2005	2010	2015	2017
	Rating (Rank)	Rating (Rank)	Rating (Rank)	Rating (Rank)	Rating (Rank)	Rating (Rank)	Rating (Rank)
Summary Ratings (Rank)	2.87 (103)	2.77 (112)	7.13 (42)	6.91 (67)	7.37 (39)	7.26 (55)	7.39 (48)
	Rating (Data)	Rating (Data)	Rating (Data)	Rating (Data)	Rating (Data)	Rating (Data)	Rating (Data)
1. Size of Government	3.48	4.63	6.74	7.38	8.06	7.45	7.48
A. Government consumption		9.57 (7.48)	7.50 (14.51)	7.16 (15.65)	7.74 (13.69)	8.59 (10.79)	8.94 (9.6)
B. Transfers and subsidies			8.94 (4.4)	9.99 (0.55)	9.89 (0.9)	10.00 (0.41)	10.00 (0.45)
C. Government enterprises and investment	2.00 (42.8)	2.00 (49.1)	4.00 (31.5)	7.00 (22.4)	10.00 (12.46)	8.00 (15.09)	8.00 (16.52)
D. Top marginal tax rate		2.00	6.50	6.00	6.00	4.00	4.00
(i) Top marginal income tax rate		3.00 (50)	8.00 (30)	8.00 (30)	8.00 (30)	5.00 (40)	5.00 (40)
(ii) Top marginal income and payroll tax rate		1.00 (59)	5.00 (39.5)	4.00 (41)	4.00 (41)	3.00 (50)	3.00 (50)
E. State Ownership of Assets	4.96	4.96	6.77	6.77	6.67	6.67	6.46
2. Legal System and Property Rights	2.45	2.17	4.45	4.15	4.96	4.89	4.71
A. Judicial independence				4.63	4.56	4.26	3.94
B. Impartial courts			4.41	4.12	4.82	4.37	4.12
C. Protection of property rights	2.80	1.90		4.29	5.20	5.39	5.07
D. Military interference in rule of law and politics			3.33	3.33	3.33	3.33	3.33
E. Integrity of the legal system	1.70	1.70	6.67	6.67	5.83	5.83	5.83
F. Legal enforcement of contracts			3.70	3.70	4.04	4.87	4.87
G. Regulatory costs of the sale of real property			6.93	7.03	8.14	8.35	8.19
H. Reliability of police				3.97	4.95	4.98	4.52
I. Business costs of crime				4.29	4.57	4.39	4.08
<i>Gender Disparity Adjustment</i>	0.78	0.78	0.78	0.78	0.96	0.92	0.93
3. Sound Money	1.04	0.28	9.30	8.70	8.71	8.60	9.35
A. Money growth	3.12 (34.4)	0.00 (410)	8.73 (6.34)	8.56 (7.2)	7.33 (13.35)	9.05 (4.74)	9.06 (4.68)
B. Standard deviation of inflation	0.00 (33.8)	0.00 (52.4)	9.05 (2.39)	7.86 (5.36)	8.32 (4.21)	6.39 (9.03)	9.40 (1.51)
C. Inflation: most recent year		1.12 (44.38)	9.43 (2.83)	8.37 (8.15)	9.20 (3.98)	8.95 (5.23)	8.96 (5.21)
D. Freedom to own foreign currency bank accounts	0.00	0.00	10.00	10.00	10.00	10.00	10.00
4. Freedom to Trade Internationally	2.64	1.80	7.55	6.39	7.17	7.44	7.63
A. Tariffs	7.93	3.39	5.43	5.72	7.14	6.91	6.80
(i) Revenue from trade taxes (% of trade sector)	7.93 (3.1)	2.80 (10.8)	2.51 (11.23)	4.31 (8.54)	8.61 (2.09)	8.06 (2.91)	7.72 (3.43)
(ii) Mean tariff rate		3.98 (30.1)	8.34 (8.3)	7.52 (12.4)	7.50 (12.5)	7.44 (12.8)	7.46 (12.7)
(iii) Standard deviation of tariff rates				5.33 (11.68)	5.30 (11.75)	5.24 (11.9)	5.22 (11.94)
B. Regulatory trade barriers			6.33	3.29	5.28	4.34	5.32
(i) Non-tariff trade barriers				4.12	5.63	5.96	6.01
(ii) Compliance costs of importing and exporting			6.33	2.46	4.94	2.72	4.62
C. Black-market exchange rates	0.00	2.00	10.00	10.00	10.00	10.00	10.00
D. Controls of the movement of capital and people	0.00	0.00	8.46	6.54	6.27	8.49	8.40
(i) Foreign ownership / investment restrictions				7.97	7.13	7.01	6.75
(ii) Capital controls	0.00	0.00	8.46	8.46	8.46	8.46	8.46
(iii) Freedom of foreigners to visit				3.20	3.21	10.00	10.00
5. Regulation	4.72	4.95	7.58	7.92	7.96	7.93	7.79
A. Credit market regulations	2.61	3.23	6.57	9.54	9.08	9.11	8.50
(i) Ownership of banks	2.00	2.00	2.00	10.00	10.00	10.00	8.00
(ii) Private sector credit	5.84	7.70	8.70	9.62	8.23	8.33	8.51
(iii) Interest rate controls / negative real interest rates	0.00	0.00	9.00	9.00	9.00	9.00	9.00
B. Labor market regulations			8.60	8.73	8.88	8.58	8.66
(i) Hiring regulations and minimum wage			10.00	10.00	10.00	10.00	10.00
(ii) Hiring and firing regulations			6.67	6.88	6.73	5.22	5.51
(iii) Centralized collective bargaining			8.17	8.69	8.55	8.27	8.43
(iv) Hours regulations			8.00	8.00	8.00	8.00	8.00
(v) Mandated cost of worker dismissal			8.79	8.79	10.00	10.00	10.00
(vi) Conscription	10.00	10.00	10.00	10.00	10.00	10.00	10.00
C. Business regulations				5.49	5.93	6.09	6.21
(i) Administrative requirements				3.82	4.89	4.57	4.32
(ii) Bureaucracy costs				2.41	4.85	3.56	4.22
(iii) Starting a business			7.75	8.10	8.02	8.78	8.88
(iv) Extra payments / bribes / favoritism				4.20	3.03	2.93	2.98
(v) Licensing restrictions				7.05	7.17	8.91	9.05
(vi) Cost of tax compliance			7.34	7.34	7.61	7.81	7.81

Ukraine

	1980	1990	2000	2005	2010	2015	2017
	Rating (Rank)	Rating (Rank)	Rating (Rank)	Rating (Rank)	Rating (Rank)	Rating (Rank)	Rating (Rank)
Summary Ratings (Rank)			4.76 (115)	5.83 (117)	5.95 (129)	5.40 (148)	5.96 (135)
	Rating (Data)	Rating (Data)	Rating (Data)	Rating (Data)	Rating (Data)	Rating (Data)	Rating (Data)
1. Size of Government			4.83	6.53	6.88	6.98	7.16
A. Government consumption	4.65 (24.2)		3.59 (27.8)	4.38 (25.12)	4.91 (23.31)	5.34 (21.83)	4.86 (23.47)
B. Transfers and subsidies			6.26 (14.24)	3.98 (22.59)	4.28 (21.48)	4.87 (19.33)	5.45 (17.19)
C. Government enterprises and investment			4.00	10.00 (8.46)	10.00 (7.13)	10.00 (9.16)	10.00 (9.16)
D. Top marginal tax rate			4.50	7.50	7.50	6.50	8.50
(i) Top marginal income tax rate			5.00 (40)	10.00 (13)	10.00 (15)	9.00 (22)	10.00 (20)
(ii) Top marginal income and payroll tax rate			4.00 (43.6)	5.00 (38)	5.00 (40)	4.00 (45)	7.00 (34)
E. State Ownership of Assets		0.00	5.80	6.82	7.73	8.20	6.97
2. Legal System and Property Rights			5.17	5.09	4.62	4.32	4.44
A. Judicial independence			3.17	2.56	1.80	2.10	2.58
B. Impartial courts			3.51	3.05	2.27	2.74	2.93
C. Protection of property rights			2.38	3.95	2.78	3.38	3.84
D. Military interference in rule of law and politics			8.33	8.33	8.33	8.33	8.33
E. Integrity of the legal system			6.67	6.67	6.67	6.67	6.67
F. Legal enforcement of contracts			5.28	5.28	5.36	4.80	4.80
G. Regulatory costs of the sale of real property			6.83	7.12	6.51	8.94	9.09
H. Reliability of police				3.96	3.28	4.21	4.52
I. Business costs of crime				4.93	6.08	4.14	5.21
<i>Gender Disparity Adjustment</i>	1.00	1.00	1.00	1.00	0.93	0.72	0.67
3. Sound Money			2.24	4.88	5.60	3.25	4.99
A. Money growth			3.17 (34.15)	5.27 (23.66)	6.98 (15.11)	8.06 (9.68)	7.82 (10.91)
B. Standard deviation of inflation			1.45 (21.38)	6.95 (7.64)	7.29 (6.78)	4.69 (13.27)	5.01 (12.47)
C. Inflation: most recent year			4.36 (28.2)	7.30 (13.52)	8.12 (9.38)	0.26 (48.72)	7.11 (14.44)
D. Freedom to own foreign currency bank accounts			0.00	0.00	0.00	0.00	0.00
4. Freedom to Trade Internationally			6.40	6.20	6.56	6.51	6.78
A. Tariffs			7.62	6.75	8.62	8.60	8.84
(i) Revenue from trade taxes (% of trade sector)			9.36 (0.96)	8.87 (1.7)	9.45 (0.82)	8.72 (1.92)	9.46 (0.81)
(ii) Mean tariff rate			7.90 (10.5)	8.64 (6.8)	9.08 (4.6)	9.10 (4.5)	9.10 (4.5)
(iii) Standard deviation of tariff rates			5.60 (11)	2.74 (18.16)	7.33 (6.67)	7.97 (5.09)	7.95 (5.13)
B. Regulatory trade barriers			5.85	4.84	4.75	4.25	5.70
(i) Non-tariff trade barriers			4.03	4.56	3.91	4.72	4.86
(ii) Compliance costs of importing and exporting			7.67	5.13	5.59	3.78	6.53
C. Black-market exchange rates	0.00		7.78	10.00	10.00	10.00	9.36
D. Controls of the movement of capital and people	0.00		4.34	3.22	2.88	3.19	3.22
(i) Foreign ownership / investment restrictions			7.13	4.61	4.31	3.71	3.78
(ii) Capital controls	0.00		1.54	0.77	0.00	0.00	0.00
(iii) Freedom of foreigners to visit				4.30	4.31	5.86	5.86
5. Regulation			5.15	6.42	6.09	5.94	6.44
A. Credit market regulations			5.59	9.16	8.09	6.07	7.79
(i) Ownership of banks			0.00	8.00	8.00	5.00	5.00
(ii) Private sector credit			9.76	9.47	6.26	9.22	9.36
(iii) Interest rate controls / negative real interest rates			7.00	10.00	10.00	4.00	9.00
B. Labor market regulations			5.22	6.17	6.03	5.38	5.13
(i) Hiring regulations and minimum wage			1.87	5.60	5.57	5.57	5.57
(ii) Hiring and firing regulations			6.25	6.34	6.32	5.03	5.21
(iii) Centralized collective bargaining			8.07	7.30	7.01	6.44	4.74
(iv) Hours regulations			5.34	8.00	8.00	6.00	6.00
(v) Mandated cost of worker dismissal			8.79	8.79	9.25	9.25	9.25
(vi) Conscription			1.00	1.00	0.00	0.00	0.00
C. Business regulations			4.64	3.95	4.15	6.38	6.42
(i) Administrative requirements			6.27	2.58	2.45	4.01	3.94
(ii) Bureaucracy costs			4.80	3.80	5.61	5.78	6.00
(iii) Starting a business			8.35	8.20	9.18	9.83	9.79
(iv) Extra payments / bribes / favoritism			3.79	5.59	2.70	2.83	2.94
(v) Licensing restrictions				3.51	2.35	9.80	9.52
(vi) Cost of tax compliance			0.00	0.00	2.64	6.02	6.33

United Arab Emirates

	1980	1990	2000	2005	2010	2015	2017
	Rating (Rank)	Rating (Rank)	Rating (Rank)	Rating (Rank)	Rating (Rank)	Rating (Rank)	Rating (Rank)
Summary Ratings (Rank)	5.76 (32)	6.99 (23)	6.97 (53)	7.24 (50)	7.41 (37)	7.28 (54)	7.17 (61)
	Rating (Data)	Rating (Data)	Rating (Data)	Rating (Data)	Rating (Data)	Rating (Data)	Rating (Data)
1. Size of Government	3.94	6.23	5.17	7.28	6.59	5.88	5.85
A. Government consumption	0.37 (38.73)	2.91 (30.1)	4.71 (23.97)	8.16 (12.26)	6.74 (17.07)	4.12 (25.99)	4.09 (26.08)
B. Transfers and subsidies		9.81 (1.2)	9.71 (1.55)	9.71 (1.55)	9.71 (1.55)	8.82 (4.84)	8.70 (5.26)
C. Government enterprises and investment		7.00 (21.4)	0.00 (56.9)	4.00 (38.18)	2.00 (40.18)	2.00 (47.36)	2.00 (47.16)
D. Top marginal tax rate	10.00	10.00	10.00	10.00	10.00	10.00	10.00
(i) Top marginal income tax rate	10.00 (0)	10.00	10.00 (0)	10.00 (0)	10.00 (0)	10.00 (0)	10.00 (0)
(ii) Top marginal income and payroll tax rate				10.00 (16)	10.00 (16)	10.00 (16)	10.00 (16)
E. State Ownership of Assets	1.45	1.45	1.44	4.51		4.45	4.45
2. Legal System and Property Rights	1.64	4.59	5.82	5.77	5.77	5.98	5.67
A. Judicial independence				6.30	6.80	7.86	7.16
B. Impartial courts			7.55	6.35	5.66	6.87	6.52
C. Protection of property rights	0.80	4.60		6.82	6.35	7.90	7.41
D. Military interference in rule of law and politics			8.33	8.33	8.33	8.33	8.33
E. Integrity of the legal system	1.70	8.30	6.67	6.67	6.67	6.67	6.67
F. Legal enforcement of contracts			4.83	4.83	4.83	5.51	5.83
G. Regulatory costs of the sale of real property			9.30	9.30	9.30	9.91	9.91
H. Reliability of police				8.23	8.55	9.04	8.33
I. Business costs of crime				8.63	8.98	9.06	8.89
<i>Gender Disparity Adjustment</i>	0.59	0.59	0.59	0.59	0.59	0.51	0.48
3. Sound Money	7.93	9.44	7.75	7.60	8.32	8.42	9.06
A. Money growth	5.46 (22.7)	9.27 (3.66)	8.87 (5.66)	6.65 (16.75)	8.21 (8.95)	8.40 (8.02)	9.22 (3.92)
B. Standard deviation of inflation	8.08 (4.79)	9.32 (1.69)	6.49 (8.78)	6.62 (8.45)	5.23 (11.92)	6.09 (9.78)	7.41 (6.46)
C. Inflation: most recent year	8.18 (9.1)	9.18 (4.1)	5.63 (21.83)	7.14 (14.29)	9.82 (0.88)	9.19 (4.07)	9.61 (1.97)
D. Freedom to own foreign currency bank accounts	10.00	10.00	10.00	10.00	10.00	10.00	10.00
4. Freedom to Trade Internationally	10.00	8.33	8.90	8.10	8.10	8.22	8.05
A. Tariffs	10.00	10.00	9.60	8.87	8.67	8.74	8.44
(i) Revenue from trade taxes (% of trade sector)	10.00 (0)	10.00 (0)	10.00 (0)	10.00 (0)	10.00 (0)	10.00 (0)	10.00 (0)
(ii) Mean tariff rate			9.20 (4)	9.04 (4.8)	9.02 (4.9)	9.06 (4.7)	9.04 (4.8)
(iii) Standard deviation of tariff rates				7.56 (6.1)	7.00 (7.5)	7.16 (7.1)	6.29 (9.26)
B. Regulatory trade barriers			9.83	8.11	8.40	7.87	7.64
(i) Non-tariff trade barriers				7.62	7.65	7.45	6.97
(ii) Compliance costs of importing and exporting			9.83	8.60	9.14	8.30	8.30
C. Black-market exchange rates	10.00	10.00	10.00	10.00	10.00	10.00	10.00
D. Controls of the movement of capital and people	10.00	5.00	6.15	5.42	5.31	6.27	6.10
(i) Foreign ownership / investment restrictions				6.69	6.68	7.66	7.60
(ii) Capital controls	10.00	5.00	6.15	6.15	5.83	5.83	5.38
(iii) Freedom of foreigners to visit				3.40	3.43	5.31	5.31
5. Regulation	5.28	6.33	7.20	7.46	8.25	7.92	7.24
A. Credit market regulations	6.85	6.49	6.86	7.74	7.64	7.75	6.70
(i) Ownership of banks	5.00	5.00	5.00	5.00	5.00	5.00	5.00
(ii) Private sector credit	8.71	7.98	8.71	8.21	7.92	8.24	8.40
(iii) Interest rate controls / negative real interest rates				10.00	10.00	10.00	
B. Labor market regulations			7.55	7.48	8.50	6.97	6.70
(i) Hiring regulations and minimum wage			10.00	10.00	10.00	10.00	10.00
(ii) Hiring and firing regulations				6.21	6.59	7.23	6.76
(iii) Centralized collective bargaining				8.47	8.38	8.58	7.42
(iv) Hours regulations			8.00	8.00	6.00	6.00	6.00
(v) Mandated cost of worker dismissal			2.21	2.21	10.00	10.00	10.00
(vi) Conscription	3.00	10.00	10.00	10.00	10.00	0.00	0.00
C. Business regulations				7.15	8.62	9.04	8.31
(i) Administrative requirements				5.56	5.60	7.21	6.58
(ii) Bureaucracy costs				2.18	8.79	9.33	5.33
(iii) Starting a business			7.65	8.03	9.52	9.59	9.63
(iv) Extra payments / bribes / favoritism				8.07	7.97	8.24	8.47
(v) Licensing restrictions				9.21	9.99	10.00	10.00
(vi) Cost of tax compliance			9.87	9.87	9.87	9.87	9.87

United Kingdom

	1980	1990	2000	2005	2010	2015	2017
	Rating (Rank)	Rating (Rank)	Rating (Rank)	Rating (Rank)	Rating (Rank)	Rating (Rank)	Rating (Rank)
Summary Ratings (Rank)	6.86 (13)	8.29 (5)	8.63 (4)	8.39 (5)	8.02 (7)	8.07 (6)	8.09 (7)
	Rating (Data)	Rating (Data)	Rating (Data)	Rating (Data)	Rating (Data)	Rating (Data)	Rating (Data)
1. Size of Government	4.66	6.17	7.19	6.92	6.00	6.16	6.21
A. Government consumption	3.93 (26.62)	4.52 (24.63)	5.95 (19.76)	5.07 (22.75)	4.54 (24.57)	5.11 (22.62)	5.33 (21.88)
B. Transfers and subsidies	5.83 (15.8)	6.08 (14.9)	6.31 (14.05)	6.33 (13.97)	5.75 (16.1)	5.45 (17.21)	5.48 (17.1)
C. Government enterprises and investment	6.00 (29.1)	8.00 (15.3)	10.00 (9.34)	10.00 (7.21)	8.00 (18.6)	8.00 (15.54)	8.00 (15.3)
D. Top marginal tax rate	0.00	4.00	5.00	4.50	3.00	4.00	4.00
(i) Top marginal income tax rate	0.00 (83)	5.00 (40)	6.00 (40)	5.00 (41)	5.00 (50)	6.00 (45)	6.00 (45)
(ii) Top marginal income and payroll tax rate		3.00 (48)	4.00 (48)	4.00 (48)	1.00 (66)	2.00 (64)	2.00 (64)
E. State Ownership of Assets	7.53	8.27	8.71	8.71	8.72	8.25	8.24
2. Legal System and Property Rights	7.05	7.73	8.69	8.27	7.97	7.92	7.78
A. Judicial independence			9.02	8.74	8.66	8.84	8.56
B. Impartial courts			9.02	8.38	6.79	7.51	6.98
C. Protection of property rights	6.40	10.00	8.44	9.09	8.34	8.80	8.72
D. Military interference in rule of law and politics			10.00	10.00	10.00	10.00	10.00
E. Integrity of the legal system	10.00	8.30	10.00	9.17	9.17	8.33	8.33
F. Legal enforcement of contracts			6.09	6.00	5.95	4.50	4.39
G. Regulatory costs of the sale of real property			8.26	8.26	7.91	8.02	8.02
H. Reliability of police				7.51	7.77	8.43	8.31
I. Business costs of crime				7.25	7.15	6.86	6.68
<i>Gender Disparity Adjustment</i>	1.00	1.00	1.00	1.00	1.00	1.00	1.00
3. Sound Money	5.96	9.48	9.31	9.45	9.58	9.84	9.67
A. Money growth	8.57 (7.17)	9.75 (1.27)	8.14 (9.31)	8.54 (7.3)	9.26 (3.7)	9.70 (-1.52)	9.47 (2.66)
B. Standard deviation of inflation	9.04 (2.4)	9.45 (1.38)	9.69 (0.77)	9.82 (0.44)	9.73 (0.67)	9.68 (0.8)	9.71 (0.72)
C. Inflation: most recent year	6.23 (18.84)	8.72 (6.42)	9.41 (2.93)	9.43 (2.83)	9.34 (3.29)	9.99 (0.05)	9.49 (2.56)
D. Freedom to own foreign currency bank accounts	0.00	10.00	10.00	10.00	10.00	10.00	10.00
4. Freedom to Trade Internationally	9.63	9.47	9.38	8.79	8.78	8.42	8.43
A. Tariffs	8.89	8.41	9.18	8.39	8.34	8.36	8.23
(i) Revenue from trade taxes (% of trade sector)	9.53 (0.7)	9.60 (0.6)	9.78 (0.33)	9.59 (0.62)	9.63 (0.55)	9.10 (1.35)	9.00 (1.5)
(ii) Mean tariff rate	8.24 (8.8)	8.52 (7.4)	9.52 (2.4)	9.46 (2.7)	8.98 (5.1)	8.98 (5.1)	8.98 (5.1)
(iii) Standard deviation of tariff rates		7.12 (7.2)	8.24 (4.4)	6.13 (9.67)	6.41 (8.98)	7.00 (7.5)	6.70 (8.26)
B. Regulatory trade barriers			9.23	8.07	8.36	7.93	8.15
(i) Non-tariff trade barriers			8.97	7.23	7.51	6.55	6.98
(ii) Compliance costs of importing and exporting			9.50	8.91	9.20	9.31	9.31
C. Black-market exchange rates	10.00	10.00	10.00	10.00	10.00	10.00	10.00
D. Controls of the movement of capital and people	10.00	10.00	9.10	8.68	8.43	7.38	7.33
(i) Foreign ownership / investment restrictions			9.75	8.59	7.99	8.47	8.29
(ii) Capital controls	10.00	10.00	8.46	8.46	8.33	4.62	4.62
(iii) Freedom of foreigners to visit				9.00	8.96	9.07	9.07
5. Regulation	7.00	8.59	8.59	8.50	7.78	8.02	8.35
A. Credit market regulations	7.33	9.93	10.00	9.44	7.33	7.52	8.88
(i) Ownership of banks	10.00	10.00	10.00	10.00	10.00	8.00	8.00
(ii) Private sector credit	8.00	9.79	10.00	8.32	3.00	6.55	8.63
(iii) Interest rate controls / negative real interest rates	4.00	10.00	10.00	10.00	9.00	8.00	10.00
B. Labor market regulations	6.67	7.24	7.10	8.47	8.25	8.40	8.38
(i) Hiring regulations and minimum wage			4.61	8.90	8.90	8.90	8.90
(ii) Hiring and firing regulations		7.39	4.90	5.83	5.67	6.83	6.90
(iii) Centralized collective bargaining	5.18	6.21	8.60	8.10	7.87	8.11	7.96
(iv) Hours regulations	4.84	5.37	6.51	10.00	8.00	8.00	8.00
(v) Mandated cost of worker dismissal			7.96	7.96	9.08	8.53	8.53
(vi) Conscription	10.00	10.00	10.00	10.00	10.00	10.00	10.00
C. Business regulations			8.67	7.60	7.74	8.16	7.80
(i) Administrative requirements			7.93	3.80	3.50	5.09	5.02
(ii) Bureaucracy costs			8.03	5.90	7.73	8.44	6.44
(iii) Starting a business			9.57	9.58	9.58	9.85	9.86
(iv) Extra payments / bribes / favoritism			8.97	9.04	7.70	7.30	7.17
(v) Licensing restrictions				8.45	9.19	9.52	9.52
(vi) Cost of tax compliance			8.82	8.82	8.77	8.77	8.82

United States

	1980	1990	2000	2005	2010	2015	2017
	Rating (Rank)	Rating (Rank)	Rating (Rank)	Rating (Rank)	Rating (Rank)	Rating (Rank)	Rating (Rank)
Summary Ratings (Rank)	8.21 (2)	8.55 (2)	8.69 (3)	8.34 (6)	7.96 (9)	8.07 (6)	8.19 (5)
	Rating (Data)	Rating (Data)	Rating (Data)	Rating (Data)	Rating (Data)	Rating (Data)	Rating (Data)
1. Size of Government	5.89	7.32	7.38	7.71	7.11	7.12	7.16
A. Government consumption	5.53 (21.21)	5.66 (20.76)	6.59 (17.6)	6.34 (18.43)	5.85 (20.1)	6.62 (17.5)	6.76 (17.01)
B. Transfers and subsidies	7.17 (10.9)	6.68 (12.7)	6.54 (13.19)	6.69 (12.66)	5.69 (16.31)	5.99 (15.21)	6.03 (15.08)
C. Government enterprises and investment	8.00 (17.71)	8.00 (18.28)	8.00 (15.59)	8.00 (16.25)	7.00 (22.67)	8.00 (16.1)	8.00 (15.24)
D. Top marginal tax rate	0.00	7.50	7.00	7.50	7.00	5.00	5.00
(i) Top marginal income tax rate	0.00 (70-75)	8.00 (33-42)	7.00 (40-46)	8.00 (35-42)	7.00 (35-41)	5.00 (43-50)	5.00 (43-50)
(ii) Top marginal income and payroll tax rate		7.00 (36-45)	7.00 (42-49)	7.00 (37-44)	7.00 (37-44)	5.00 (43-50)	5.00 (43-50)
E. State Ownership of Assets	8.76	8.76	8.76	10.00	10.00	10.00	10.00
2. Legal System and Property Rights	8.35	8.35	9.01	7.54	7.14	7.23	7.44
A. Judicial independence			8.02	6.60	6.57	7.11	7.71
B. Impartial courts			9.02	6.80	5.63	6.56	7.59
C. Protection of property rights	10.00	10.00	9.10	8.05	6.76	7.69	7.92
D. Military interference in rule of law and politics			10.00	6.67	6.67	6.67	6.67
E. Integrity of the legal system	10.00	10.00	10.00	8.33	8.33	8.33	8.33
F. Legal enforcement of contracts			7.33	7.33	7.33	5.45	5.23
G. Regulatory costs of the sale of real property			9.61	9.61	9.51	8.92	8.99
H. Reliability of police				7.82	7.60	8.29	8.15
I. Business costs of crime				6.66	5.89	6.01	6.34
<i>Gender Disparity Adjustment</i>	1.00	1.00	1.00	1.00	1.00	1.00	1.00
3. Sound Money	9.22	9.68	9.78	9.76	9.68	9.76	9.80
A. Money growth	9.25 (3.75)	9.86 (-0.72)	9.94 (-0.28)	9.92 (-0.41)	9.46 (2.69)	9.20 (3.99)	9.74 (1.28)
B. Standard deviation of inflation	9.54 (1.15)	9.71 (0.72)	9.84 (0.4)	9.79 (0.52)	9.58 (1.05)	9.87 (0.33)	9.88 (0.31)
C. Inflation: most recent year	8.10 (9.51)	9.13 (4.34)	9.32 (3.38)	9.32 (3.39)	9.67 (1.64)	9.98 (0.12)	9.57 (2.13)
D. Freedom to own foreign currency bank accounts	10.00	10.00	10.00	10.00	10.00	10.00	10.00
4. Freedom to Trade Internationally	8.97	8.74	8.74	8.06	7.72	7.54	7.67
A. Tariffs	8.90	8.23	8.12	8.38	8.43	8.38	8.44
(i) Revenue from trade taxes (% of trade sector)	9.27 (1.1)	9.00 (1.5)	9.44 (0.84)	9.49 (0.76)	9.55 (0.68)	9.50 (0.75)	9.49 (0.76)
(ii) Mean tariff rate	8.54 (7.3)	8.76 (6.2)	9.20 (4)	9.36 (3.2)	9.30 (3.5)	9.30 (3.5)	9.32 (3.4)
(iii) Standard deviation of tariff rates		6.92 (7.7)	5.72 (10.7)	6.28 (9.31)	6.43 (8.93)	6.33 (9.17)	6.50 (8.74)
B. Regulatory trade barriers			8.64	8.03	7.66	8.07	8.40
(i) Non-tariff trade barriers			8.12	6.72	5.97	6.37	7.04
(ii) Compliance costs of importing and exporting			9.17	9.35	9.35	9.76	9.76
C. Black-market exchange rates	10.00	10.00	10.00	10.00	10.00	10.00	10.00
D. Controls of the movement of capital and people	8.00	8.00	8.21	5.84	4.80	3.70	3.86
(i) Foreign ownership / investment restrictions			9.49	7.28	6.46	6.70	7.17
(ii) Capital controls	8.00	8.00	6.92	6.15	3.85	3.85	3.85
(iii) Freedom of foreigners to visit				4.10	4.09	0.55	0.55
5. Regulation	8.63	8.66	8.55	8.61	8.14	8.71	8.86
A. Credit market regulations	9.52	9.64	9.81	9.43	7.78	9.34	9.33
(i) Ownership of banks	10.00	10.00	10.00	10.00	10.00	10.00	10.00
(ii) Private sector credit	8.55	8.93	9.43	8.28	3.33	8.02	8.00
(iii) Interest rate controls / negative real interest rates	10.00	10.00	10.00	10.00	10.00	10.00	10.00
B. Labor market regulations	7.74	7.68	7.64	9.14	9.06	9.14	9.16
(i) Hiring regulations and minimum wage			3.82	10.00	10.00	10.00	9.45
(ii) Hiring and firing regulations		7.15	6.65	7.01	6.84	6.91	7.57
(iii) Centralized collective bargaining	7.59	7.59	8.35	7.83	7.49	7.91	7.92
(iv) Hours regulations	5.63	5.98	7.01	10.00	10.00	10.00	10.00
(v) Mandated cost of worker dismissal			10.00	10.00	10.00	10.00	10.00
(vi) Conscription	10.00	10.00	10.00	10.00	10.00	10.00	10.00
C. Business regulations			8.21	7.26	7.60	7.67	8.10
(i) Administrative requirements			7.92	4.29	4.03	5.06	6.42
(ii) Bureaucracy costs			8.15	5.93	7.88	7.56	8.22
(iii) Starting a business			9.80	9.80	9.79	9.81	9.80
(iv) Extra payments / bribes / favoritism			8.82	7.23	5.99	5.93	6.49
(v) Licensing restrictions				9.98	9.98	9.60	9.64
(vi) Cost of tax compliance			6.36	6.36	7.90	8.04	8.04

Uruguay

	1980	1990	2000	2005	2010	2015	2017
	Rating (Rank)	Rating (Rank)	Rating (Rank)	Rating (Rank)	Rating (Rank)	Rating (Rank)	Rating (Rank)
Summary Ratings (Rank)	6.24 (24)	6.52 (31)	7.07 (45)	6.99 (61)	7.29 (48)	7.09 (68)	7.05 (70)
	Rating (Data)	Rating (Data)	Rating (Data)	Rating (Data)	Rating (Data)	Rating (Data)	Rating (Data)
1. Size of Government	7.40	7.29	6.37	6.95	6.60	6.61	6.32
A. Government consumption	7.61 (14.11)	6.83 (16.77)	7.40 (14.84)	7.88 (13.19)	6.94 (16.39)	6.69 (17.24)	6.56 (17.68)
B. Transfers and subsidies	7.66 (9.1)	6.87 (12)	5.20 (18.1)	6.59 (13)	6.29 (14.1)	5.90 (15.55)	5.90 (15.55)
C. Government enterprises and investment	6.00 (29)	7.00 (23)	6.00 (25.2)	7.00 (20.41)	6.00 (27.5)	7.00 (22.61)	7.00 (23.19)
D. Top marginal tax rate	10.00	10.00	7.50	7.50	8.00	8.00	6.50
(i) Top marginal income tax rate	10.00 (0)	10.00 (0)	10.00 (0)	10.00 (0)	9.00 (25)	9.00 (30)	7.00 (36)
(ii) Top marginal income and payroll tax rate			5.00 (36)	5.00 (36)	7.00 (31)	7.00 (39)	6.00 (44)
E. State Ownership of Assets	5.75	5.75	5.75	5.75	5.75	5.45	5.64
2. Legal System and Property Rights	5.61	6.28	5.97	5.57	5.89	5.50	5.23
A. Judicial independence				6.55	7.13	7.70	7.53
B. Impartial courts			6.67	5.47	5.26	4.86	4.40
C. Protection of property rights	4.10	5.90	5.53	6.26	6.75	6.95	6.53
D. Military interference in rule of law and politics			8.33	8.19	6.67	5.83	5.83
E. Integrity of the legal system	8.30	8.30	5.00	4.17	4.17	4.17	4.17
F. Legal enforcement of contracts			3.88	3.88	3.88	3.59	3.59
G. Regulatory costs of the sale of real property			6.42	6.42	6.42	6.45	6.45
H. Reliability of police				4.84	6.02	5.40	5.27
I. Business costs of crime				4.35	6.68	4.56	4.44
<i>Gender Disparity Adjustment</i>	1.00	1.00	1.00	1.00	1.00	1.00	0.95
3. Sound Money	4.18	3.76	8.39	8.18	8.98	9.08	9.04
A. Money growth	1.45 (42.73)	0.00 (54.79)	8.49 (7.57)	6.89 (15.53)	7.90 (10.51)	8.38 (8.11)	8.23 (8.85)
B. Standard deviation of inflation	5.28 (11.81)	5.03 (12.43)	6.04 (9.89)	6.76 (8.11)	9.36 (1.6)	9.67 (0.82)	9.16 (2.11)
C. Inflation: most recent year	0.00 (54.76)	0.00 (100.39)	9.05 (4.76)	9.06 (4.7)	8.66 (6.68)	8.27 (8.67)	8.76 (6.22)
D. Freedom to own foreign currency bank accounts	10.00	10.00	10.00	10.00	10.00	10.00	10.00
4. Freedom to Trade Internationally	8.02	8.65	8.31	7.84	8.14	7.84	7.86
A. Tariffs	4.07	5.94	7.72	7.73	7.77	7.72	7.75
(i) Revenue from trade taxes (% of trade sector)	4.07 (8.9)	6.27 (5.6)	8.71 (1.93)	8.43 (2.35)	8.65 (2.03)	8.44 (2.34)	8.44 (2.34)
(ii) Mean tariff rate		3.90 (30.5)	7.78 (11.1)	8.02 (9.9)	7.90 (10.5)	7.90 (10.5)	7.94 (10.3)
(iii) Standard deviation of tariff rates		7.64 (5.9)	6.68 (8.3)	6.74 (8.16)	6.77 (8.09)	6.81 (7.98)	6.87 (7.83)
B. Regulatory trade barriers			6.79	6.22	6.96	5.80	5.96
(i) Non-tariff trade barriers			6.25	5.73	6.56	6.01	5.71
(ii) Compliance costs of importing and exporting			7.33	6.72	7.37	5.59	6.22
C. Black-market exchange rates	10.00	10.00	10.00	10.00	10.00	10.00	10.00
D. Controls of the movement of capital and people	10.00	10.00	8.74	7.40	7.82	7.83	7.73
(i) Foreign ownership / investment restrictions			9.02	6.74	8.02	7.29	6.97
(ii) Capital controls	10.00	10.00	8.46	8.46	8.46	8.46	8.46
(iii) Freedom of foreigners to visit				7.00	6.97	7.74	7.74
5. Regulation	6.00	6.63	6.29	6.43	6.84	6.43	6.80
A. Credit market regulations	5.50	7.67	5.75	6.71	8.16	7.22	7.37
(i) Ownership of banks	5.00	5.00	5.00	2.00	5.00	5.00	5.00
(ii) Private sector credit		10.00	7.25	9.13	9.47	7.66	8.10
(iii) Interest rate controls / negative real interest rates	6.00	8.00	5.00	9.00	10.00	9.00	9.00
B. Labor market regulations			6.45	6.43	5.78	5.63	6.13
(i) Hiring regulations and minimum wage			2.56	6.70	6.67	5.57	8.90
(ii) Hiring and firing regulations			4.12	3.29	3.28	2.93	2.89
(iii) Centralized collective bargaining			6.90	3.47	2.14	2.68	2.37
(iv) Hours regulations			8.00	8.00	8.00	8.00	8.00
(v) Mandated cost of worker dismissal			7.13	7.13	4.61	4.61	4.61
(vi) Conscription	10.00	10.00	10.00	10.00	10.00	10.00	10.00
C. Business regulations			6.68	6.16	6.58	6.44	6.90
(i) Administrative requirements			6.75	3.50	3.52	3.49	3.00
(ii) Bureaucracy costs			6.48	4.96	6.06	5.33	7.56
(iii) Starting a business			7.46	7.56	9.51	9.56	9.55
(iv) Extra payments / bribes / favoritism			6.11	7.49	7.20	6.48	6.28
(v) Licensing restrictions				6.85	6.97	6.82	6.82
(vi) Cost of tax compliance			6.59	6.59	6.23	6.96	8.17

Venezuela

	1980	1990	2000	2005	2010	2015	2017
	Rating (Rank)	Rating (Rank)	Rating (Rank)	Rating (Rank)	Rating (Rank)	Rating (Rank)	Rating (Rank)
Summary Ratings (Rank)	6.67 (14)	5.52 (54)	5.84 (90)	4.68 (136)	3.68 (153)	2.71 (159)	2.58 (162)
	Rating (Data)	Rating (Data)	Rating (Data)	Rating (Data)	Rating (Data)	Rating (Data)	Rating (Data)
1. Size of Government	6.01	5.82	5.72	4.63	4.79	4.95	4.58
A. Government consumption	6.56 (17.68)	8.25 (11.95)	6.06 (19.39)	6.36 (18.37)	7.06 (16)	8.78 (10.16)	8.58 (10.84)
B. Transfers and subsidies	9.59 (2)	8.56 (5.8)	7.74 (8.79)	5.77 (16.01)	5.77 (16.01)	5.77 (16.01)	5.77 (16.01)
C. Government enterprises and investment	2.00 (45.6)	0.00 (65.2)	2.00 (42.36)	2.00 (42.36)	0.00 (60.59)	0.00 (70.36)	0.00 (70.36)
D. Top marginal tax rate	7.00	7.00	8.00	5.50	7.00	7.00	6.50
(i) Top marginal income tax rate	7.00 (45)	7.00 (45)	8.00 (35)	7.00 (34)	8.00 (34)	8.00 (34)	7.00 (34)
(ii) Top marginal income and payroll tax rate		7.00 (45)	8.00 (35)	4.00 (49)	6.00 (41)	6.00 (41)	6.00 (41)
E. State Ownership of Assets	4.89	5.29	4.78	3.51	4.10	3.18	2.04
2. Legal System and Property Rights	6.22	5.70	4.48	2.77	2.48	2.05	1.98
A. Judicial independence			1.67	0.31	1.08	0.19	0.22
B. Impartial courts			3.67	0.93	1.24	0.73	0.62
C. Protection of property rights	5.80	5.90	3.40	2.27	1.25	1.08	1.15
D. Military interference in rule of law and politics			3.33	0.83	0.83	0.83	0.83
E. Integrity of the legal system	8.30	6.60	6.67	5.00	1.67	1.67	1.67
F. Legal enforcement of contracts			3.97	3.97	3.97	3.21	2.38
G. Regulatory costs of the sale of real property			8.65	8.42	8.46	8.13	8.06
H. Reliability of police				1.82	1.99	1.54	1.28
I. Business costs of crime				1.36	1.81	1.04	1.61
<i>Gender Disparity Adjustment</i>	1.00	1.00	1.00	1.00	1.00	1.00	1.00
3. Sound Money	7.40	4.74	5.56	5.10	3.47	0.69	0.69
A. Money growth	7.79 (11.04)	7.28 (13.58)	5.48 (22.6)	3.12 (34.4)	5.90 (20.49)	2.77 (36.16)	2.77 (36.16)
B. Standard deviation of inflation	7.02 (7.44)	0.00 (30.17)	0.00 (39.23)	5.49 (11.29)	3.81 (15.48)	0.00 (39.37)	0.00 (552.08)
C. Inflation: most recent year	4.80 (26.02)	1.66 (41.71)	6.76 (16.21)	6.81 (15.95)	4.19 (29.06)	0.00 (121.74)	0.00 (493.6)
D. Freedom to own foreign currency bank accounts	10.00	10.00	10.00	5.00	0.00	0.00	0.00
4. Freedom to Trade Internationally	8.67	6.41	7.88	5.61	3.47	3.32	3.18
A. Tariffs	8.00	4.22	7.61	7.64	7.80	7.57	7.26
(i) Revenue from trade taxes (% of trade sector)	8.00 (3)	8.53 (2.2)	7.89 (3.16)	8.45 (2.33)	8.45 (2.33)	8.45 (2.33)	8.45 (2.33)
(ii) Mean tariff rate		3.88 (30.6)	7.30 (13.5)	7.44 (12.8)	7.50 (12.5)	7.42 (12.9)	7.24 (13.8)
(iii) Standard deviation of tariff rates		0.24 (24.4)	7.64 (5.9)	7.04 (7.41)	7.45 (6.38)	6.85 (7.87)	6.08 (9.8)
B. Regulatory trade barriers			5.77	4.04	2.59	2.00	2.04
(i) Non-tariff trade barriers			4.87	4.78	3.56	4.00	4.09
(ii) Compliance costs of importing and exporting			6.67	3.30	1.62	0.00	0.00
C. Black-market exchange rates	10.00	10.00	10.00	5.13	0.00	0.00	0.00
D. Controls of the movement of capital and people	8.00	5.00	8.15	5.64	3.49	3.72	3.44
(i) Foreign ownership / investment restrictions			9.37	5.03	3.18	3.21	3.12
(ii) Capital controls	8.00	5.00	6.92	5.38	0.77	0.77	0.00
(iii) Freedom of foreigners to visit				6.50	6.53	7.19	7.19
5. Regulation	5.04	4.93	5.58	5.27	4.19	2.56	2.49
A. Credit market regulations	6.09	6.00	8.55	9.33	5.93	3.33	3.33
(i) Ownership of banks	5.00	8.00	8.00	8.00	5.00	5.00	5.00
(ii) Private sector credit	9.26	10.00	9.64	10.00	7.79	0.00	0.00
(iii) Interest rate controls / negative real interest rates	4.00	0.00	8.00	10.00	5.00	5.00	5.00
B. Labor market regulations		3.87	3.35	3.06	3.61	2.10	2.11
(i) Hiring regulations and minimum wage			4.07	3.30	3.33	0.00	0.00
(ii) Hiring and firing regulations		4.36	4.55	1.69	2.16	0.73	0.92
(iii) Centralized collective bargaining	7.24	7.24	5.83	4.29	4.55	5.77	5.63
(iv) Hours regulations			5.68	6.00	8.00	4.00	4.00
(v) Mandated cost of worker dismissal			0.00				
(vi) Conscription	0.00	0.00	0.00	0.00	0.00	0.00	0.00
C. Business regulations			4.83	3.43	3.03	2.26	2.01
(i) Administrative requirements			6.42	1.39	1.97	0.65	1.11
(ii) Bureaucracy costs			6.15	3.73	1.82	0.00	0.00
(iii) Starting a business			6.27	6.40	6.39	5.23	3.33
(iv) Extra payments / bribes / favoritism			5.02	4.44	2.98	1.56	1.52
(v) Licensing restrictions				4.30	4.71	5.00	4.99
(vi) Cost of tax compliance			0.32	0.32	0.32	1.12	1.12

Vietnam

	1980	1990	2000	2005	2010	2015	2017
	Rating (Rank)	Rating (Rank)	Rating (Rank)	Rating (Rank)	Rating (Rank)	Rating (Rank)	Rating (Rank)
Summary Ratings (Rank)				6.06 (102)	6.05 (124)	6.13 (122)	6.27 (119)
	Rating (Data)	Rating (Data)	Rating (Data)	Rating (Data)	Rating (Data)	Rating (Data)	Rating (Data)
1. Size of Government			7.02	5.90	5.63	6.80	6.70
A. Government consumption			9.38 (8.09)	9.17 (8.83)	9.08 (9.14)	9.26 (8.52)	9.20 (8.73)
B. Transfers and subsidies							
C. Government enterprises and investment				6.00 (29.08)	4.00 (33.48)	6.00 (29.81)	6.00 (29.81)
D. Top marginal tax rate				4.00	5.00	6.00	6.00
(i) Top marginal income tax rate				5.00 (40)	5.00 (36)	7.00 (35)	7.00 (35)
(ii) Top marginal income and payroll tax rate				3.00 (52)	5.00 (36)	5.00 (36)	5.00 (36)
E. State Ownership of Assets	0.00	3.53	4.66	4.43	4.43	5.95	5.60
2. Legal System and Property Rights			6.44	5.86	5.78	5.02	5.00
A. Judicial independence				4.13	4.33	4.19	4.18
B. Impartial courts				4.60	4.39	4.16	3.97
C. Protection of property rights				5.72	4.52	4.96	4.89
D. Military interference in rule of law and politics				5.00	5.00	5.00	5.00
E. Integrity of the legal system				6.67	6.67	6.67	6.67
F. Legal enforcement of contracts			5.90	6.36	6.51	5.69	5.69
G. Regulatory costs of the sale of real property			6.99	8.34	8.73	8.72	8.79
H. Reliability of police				5.88	6.96	5.27	5.54
I. Business costs of crime				6.00	5.85	6.12	6.09
<i>Gender Disparity Adjustment</i>	1.00	1.00	1.00	1.00	0.97	0.78	0.77
3. Sound Money				6.30	5.93	6.18	6.68
A. Money growth			6.96 (15.21)	7.95 (10.27)	8.02 (9.92)	8.12 (9.38)	8.25 (8.74)
B. Standard deviation of inflation				8.90 (2.76)	7.46 (6.35)	6.71 (8.22)	9.15 (2.12)
C. Inflation: most recent year				8.35 (8.27)	8.23 (8.86)	9.87 (0.63)	9.30 (3.52)
D. Freedom to own foreign currency bank accounts				0.00	0.00	0.00	0.00
4. Freedom to Trade Internationally				5.84	6.31	6.02	6.27
A. Tariffs			8.18	5.80	7.25	6.53	7.56
(i) Revenue from trade taxes (% of trade sector)			8.18 (2.73)	8.16 (2.76)	8.49 (2.26)	9.12 (1.32)	9.12 (1.32)
(ii) Mean tariff rate				7.36 (13.2)	8.04 (9.8)	7.16 (14.2)	8.08 (9.6)
(iii) Standard deviation of tariff rates				1.87 (20.33)	5.22 (11.96)	3.30 (16.76)	5.47 (11.33)
B. Regulatory trade barriers			8.17	5.53	5.77	5.24	5.28
(i) Non-tariff trade barriers				4.35	4.54	4.89	4.81
(ii) Compliance costs of importing and exporting			8.17	6.72	7.01	5.59	5.75
C. Black-market exchange rates				10.00	10.00	10.00	10.00
D. Controls of the movement of capital and people				2.05	2.22	2.31	2.24
(i) Foreign ownership / investment restrictions				5.54	5.35	5.38	5.18
(ii) Capital controls				0.00	0.77	0.77	0.77
(iii) Freedom of foreigners to visit				0.60	0.55	0.77	0.77
5. Regulation				6.39	6.61	6.64	6.73
A. Credit market regulations				9.54	9.63	8.87	8.95
(i) Ownership of banks							
(ii) Private sector credit				9.09	9.26	7.75	7.91
(iii) Interest rate controls / negative real interest rates				10.00	10.00	10.00	10.00
B. Labor market regulations				5.38	5.50	5.31	5.26
(i) Hiring regulations and minimum wage				10.00	7.23	7.77	7.77
(ii) Hiring and firing regulations				5.41	5.44	5.18	5.09
(iii) Centralized collective bargaining				6.24	7.79	6.39	6.19
(iv) Hours regulations				8.70	10.00	10.00	10.00
(v) Mandated cost of worker dismissal				1.93	2.52	2.52	2.52
(vi) Conscription				0.00	0.00	0.00	0.00
C. Business regulations				4.25	4.72	5.74	5.96
(i) Administrative requirements				2.30	2.85	3.73	3.66
(ii) Bureaucracy costs				3.98	5.91	5.56	6.44
(iii) Starting a business			7.89	8.14	8.48	9.18	9.39
(iv) Extra payments / bribes / favoritism				4.05	3.63	3.79	3.66
(v) Licensing restrictions				7.00	7.46	8.21	8.21
(vi) Cost of tax compliance			0.00	0.00	0.00	3.95	4.42

Yemen, Republic

	1980	1990	2000	2005	2010	2015	2017
	Rating (Rank)	Rating (Rank)	Rating (Rank)	Rating (Rank)	Rating (Rank)	Rating (Rank)	Rating (Rank)
Summary Ratings (Rank)					6.05 (124)	5.94 (128)	5.84 (140)
	Rating (Data)	Rating (Data)	Rating (Data)	Rating (Data)	Rating (Data)	Rating (Data)	Rating (Data)
1. Size of Government				3.61	6.26	6.37	7.11
A. Government consumption					8.04 (12.67)	8.26 (11.9)	10.00 (5.57)
B. Transfers and subsidies					7.77 (8.68)	9.02 (4.1)	9.02 (4.1)
C. Government enterprises and investment				2.00 (42.78)	4.00 (39.65)	2.00 (45.05)	4.00 (34.38)
D. Top marginal tax rate						9.00	9.00
(i) Top marginal income tax rate						10.00 (15)	10.00 (15)
(ii) Top marginal income and payroll tax rate						8.00 (27)	8.00 (27)
E. State Ownership of Assets	3.65	4.61	5.21	5.21	5.21	3.58	3.52
2. Legal System and Property Rights					3.41	3.02	3.16
A. Judicial independence					1.28	2.14	2.38
B. Impartial courts					1.82	2.71	2.63
C. Protection of property rights					3.87	3.35	3.10
D. Military interference in rule of law and politics					6.67	4.17	4.17
E. Integrity of the legal system					3.33	3.33	3.33
F. Legal enforcement of contracts					5.54	3.78	3.78
G. Regulatory costs of the sale of real property					8.39	9.05	9.05
H. Reliability of police					1.77	2.03	2.59
I. Business costs of crime					5.22	2.75	3.21
<i>Gender Disparity Adjustment</i>	0.71	0.63	0.56	0.56	0.62	0.63	0.66
3. Sound Money					7.75	8.07	7.96
A. Money growth					8.37 (-8.15)	9.91 (0.47)	9.91 (0.47)
B. Standard deviation of inflation					4.85 (12.89)	7.14 (7.14)	6.89 (7.79)
C. Inflation: most recent year					7.77 (11.17)	5.22 (23.91)	5.06 (24.7)
D. Freedom to own foreign currency bank accounts					10.00	10.00	10.00
4. Freedom to Trade Internationally					7.08	6.78	5.93
A. Tariffs					8.55	8.43	8.40
(i) Revenue from trade taxes (% of trade sector)					8.98 (1.53)	8.92 (1.62)	8.92 (1.62)
(ii) Mean tariff rate						8.50 (7.5)	8.48 (7.6)
(iii) Standard deviation of tariff rates					8.12 (4.7)	7.87 (5.33)	7.81 (5.47)
B. Regulatory trade barriers					6.25	5.10	7.02
(i) Non-tariff trade barriers					6.17	4.44	4.04
(ii) Compliance costs of importing and exporting					6.34	5.76	10.00
C. Black-market exchange rates					10.00	10.00	4.80
D. Controls of the movement of capital and people					3.51	3.60	3.49
(i) Foreign ownership / investment restrictions					3.40	2.89	2.56
(ii) Capital controls					6.92	6.92	6.92
(iii) Freedom of foreigners to visit					0.22	1.00	1.00
5. Regulation					5.77	5.43	5.04
A. Credit market regulations					6.56	5.00	5.00
(i) Ownership of banks							
(ii) Private sector credit		8.27	9.12		4.12	0.00	0.00
(iii) Interest rate controls / negative real interest rates					9.00	10.00	10.00
B. Labor market regulations					5.50	6.58	6.12
(i) Hiring regulations and minimum wage					8.90	7.77	6.67
(ii) Hiring and firing regulations					5.61	4.07	3.10
(iii) Centralized collective bargaining					7.99	7.14	6.43
(iv) Hours regulations					8.00	8.00	8.00
(v) Mandated cost of worker dismissal					2.52	2.52	2.52
(vi) Conscription					0.00	10.00	10.00
C. Business regulations					5.26	4.70	3.99
(i) Administrative requirements					2.62	3.44	3.14
(ii) Bureaucracy costs					2.12	0.00	0.00
(iii) Starting a business					8.74	7.84	7.46
(iv) Extra payments / bribes / favoritism					1.94	1.79	2.11
(v) Licensing restrictions					8.92	7.92	
(vi) Cost of tax compliance					7.22	7.22	7.22

Zambia

	1980	1990	2000	2005	2010	2015	2017
	Rating (Rank)	Rating (Rank)	Rating (Rank)	Rating (Rank)	Rating (Rank)	Rating (Rank)	Rating (Rank)
Summary Ratings (Rank)	4.65 (65)	2.97 (111)	6.70 (63)	6.63 (75)	7.28 (49)	6.79 (85)	6.84 (83)
	Rating (Data)	Rating (Data)	Rating (Data)	Rating (Data)	Rating (Data)	Rating (Data)	Rating (Data)
1. Size of Government	2.20	3.33	6.53	6.66	7.97	6.26	6.61
A. Government consumption	2.47 (31.6)	4.96 (23.14)	8.53 (11)	4.82 (23.6)	7.45 (14.66)	5.12 (22.58)	6.05 (19.42)
B. Transfers and subsidies	7.77 (8.7)	8.91 (4.5)	10.00 (0)	10.00 (0.4)	9.91 (0.83)	10.00 (0.04)	10.00 (0.22)
C. Government enterprises and investment	0.00 (77.1)	2.00 (46.2)	0.00 (62.6)	4.00 (31)	8.00 (15.35)	4.00 (31.44)	4.00 (31.44)
D. Top marginal tax rate	0.00	0.00	8.00	8.00	8.00	5.50	4.50
(i) Top marginal income tax rate	0.00 (70)	0.00 (75)	8.00 (30)	8.00 (30)	8.00 (30)	7.00 (35)	5.00 (38)
(ii) Top marginal income and payroll tax rate						4.00 (43)	4.00 (45)
E. State Ownership of Assets	0.79	0.79	6.14	6.48	6.48	6.69	8.50
2. Legal System and Property Rights	6.09	3.70	5.62	5.24	5.70	5.57	5.22
A. Judicial independence			6.18	2.86	4.12	4.96	3.70
B. Impartial courts			4.86	5.00	4.98	4.77	3.67
C. Protection of property rights	5.40	4.60	3.23	6.05	5.23	5.80	5.48
D. Military interference in rule of law and politics			8.33	8.33	8.33	8.33	8.33
E. Integrity of the legal system	8.30	2.50	6.67	6.67	6.67	6.67	6.67
F. Legal enforcement of contracts			4.56	4.56	4.56	3.51	3.51
G. Regulatory costs of the sale of real property			5.49	5.52	6.52	5.90	5.96
H. Reliability of police				4.95	5.03	4.00	4.53
I. Business costs of crime				3.26	5.84	6.16	5.68
<i>Gender Disparity Adjustment</i>	1.00	1.00	1.00	1.00	1.00	1.00	0.98
3. Sound Money	6.26	0.59	7.15	8.11	8.87	8.72	8.80
A. Money growth	9.21 (3.95)	1.92 (40.4)	5.45 (22.73)	6.97 (15.14)	7.69 (11.56)	8.09 (9.57)	7.87 (10.65)
B. Standard deviation of inflation	8.18 (4.55)	0.43 (23.92)	8.35 (4.11)	9.13 (2.17)	9.47 (1.32)	8.80 (3.01)	8.63 (3.42)
C. Inflation: most recent year	7.65 (11.76)	0.00 (106.39)	4.79 (26.03)	6.34 (18.32)	8.30 (8.5)	7.98 (10.1)	8.68 (6.58)
D. Freedom to own foreign currency bank accounts	0.00	0.00	10.00	10.00	10.00	10.00	10.00
4. Freedom to Trade Internationally	3.47	2.61	8.03	6.86	7.16	7.00	7.10
A. Tariffs	8.40	5.84	6.22	6.97	7.27	5.94	5.83
(i) Revenue from trade taxes (% of trade sector)	8.40 (2.4)	6.80 (4.8)	5.11 (7.33)	7.82 (3.27)	8.67 (1.99)	9.13 (1.31)	8.99 (1.51)
(ii) Mean tariff rate		4.88 (25.6)	7.06 (14.7)	7.08 (14.6)	7.32 (13.4)	7.28 (13.6)	7.22 (13.9)
(iii) Standard deviation of tariff rates			6.48 (8.8)	6.00 (10.01)	5.82 (10.45)	1.40 (21.49)	1.27 (21.82)
B. Regulatory trade barriers			6.67	3.40	4.60	3.23	3.86
(i) Non-tariff trade barriers				5.07	6.22	5.86	5.28
(ii) Compliance costs of importing and exporting			6.67	1.72	2.98	0.61	2.43
C. Black-market exchange rates	0.00	0.00	10.00	10.00	10.00	10.00	10.00
D. Controls of the movement of capital and people	2.00	2.00	9.23	7.06	6.77	8.83	8.71
(i) Foreign ownership / investment restrictions				8.25	7.44	7.27	6.89
(ii) Capital controls	2.00	2.00	9.23	9.23	9.23	9.23	9.23
(iii) Freedom of foreigners to visit				3.70	3.65	10.00	10.00
5. Regulation	5.26	4.63	6.19	6.29	6.70	6.41	6.46
A. Credit market regulations	4.04	2.39	6.21	6.07	7.87	7.47	7.52
(i) Ownership of banks	2.00	2.00	5.00	5.00	5.00	5.00	5.00
(ii) Private sector credit	6.13	5.18	5.62	5.22	9.62	7.41	7.55
(iii) Interest rate controls / negative real interest rates	4.00	0.00	8.00	8.00	9.00	10.00	10.00
B. Labor market regulations			6.17	6.92	6.34	5.65	5.72
(i) Hiring regulations and minimum wage			10.00	10.00	7.77	3.33	4.43
(ii) Hiring and firing regulations			5.17	8.16	5.75	5.52	4.74
(iii) Centralized collective bargaining			7.17	8.68	6.52	7.06	7.12
(iv) Hours regulations			4.70	4.70	8.00	8.00	8.00
(v) Mandated cost of worker dismissal			0.00	0.00	0.00	0.00	0.00
(vi) Conscription	10.00	10.00	10.00	10.00	10.00	10.00	10.00
C. Business regulations				5.86	5.89	6.12	6.15
(i) Administrative requirements				5.31	4.66	4.47	4.39
(ii) Bureaucracy costs				5.53	4.85	3.56	4.00
(iii) Starting a business			8.54	8.56	9.14	9.37	9.38
(iv) Extra payments / bribes / favoritism				2.90	4.09	3.58	3.14
(v) Licensing restrictions				4.35	4.08	7.83	7.83
(vi) Cost of tax compliance			8.52	8.52	8.52	7.92	8.16

Zimbabwe

	1980	1990	2000	2005	2010	2015	2017
	Rating (Rank)	Rating (Rank)	Rating (Rank)	Rating (Rank)	Rating (Rank)	Rating (Rank)	Rating (Rank)
Summary Ratings (Rank)	4.38 (75)	4.87 (78)	4.42 (120)	2.87 (141)	4.36 (151)	6.13 (122)	5.69 (145)
	Rating (Data)	Rating (Data)	Rating (Data)	Rating (Data)	Rating (Data)	Rating (Data)	Rating (Data)
1. Size of Government	6.29	5.23	5.37	4.29	6.51	6.40	5.49
A. Government consumption	5.56 (21.1)	4.84 (23.56)	3.65 (27.6)	7.60 (14.15)	7.48 (14.58)	6.64 (17.42)	5.46 (21.43)
B. Transfers and subsidies	7.03 (11.4)	8.45 (6.2)	7.75 (8.77)	7.75 (8.77)	9.84 (1.07)	9.40 (2.72)	9.33 (2.96)
C. Government enterprises and investment	10.00 (12.7)	8.00 (18.6)	10.00 (6.2)	0.00 (100)	7.00 (23.69)	8.00 (15.45)	6.00 (25.58)
D. Top marginal tax rate	5.00	1.00	2.00	3.00	4.50	4.00	4.00
(i) Top marginal income tax rate	5.00 (45)	1.00 (60)	2.00 (53.2)	3.00 (46)	5.00 (36)	4.00 (52)	4.00 (52)
(ii) Top marginal income and payroll tax rate		1.00 (60)	2.00 (53.2)	3.00 (46)	4.00 (42)	4.00 (52)	4.00 (52)
E. State Ownership of Assets	3.85	3.85	3.43	3.11	3.75	3.98	2.67
2. Legal System and Property Rights	1.49	3.70	4.99	3.49	3.83	3.82	4.05
A. Judicial independence			6.18	1.10	2.73	3.19	3.26
B. Impartial courts			7.35	2.14	3.32	3.41	3.37
C. Protection of property rights	3.40	4.60	3.23	1.44	2.24	2.64	2.60
D. Military interference in rule of law and politics			5.00	5.00	3.33	3.33	3.33
E. Integrity of the legal system	1.70	3.30	3.33	5.00	5.00	5.00	5.00
F. Legal enforcement of contracts			5.43	5.43	2.37	2.37	2.37
G. Regulatory costs of the sale of real property			4.43	4.43	6.78	6.82	6.82
H. Reliability of police				3.01	3.04	4.17	4.00
I. Business costs of crime				3.84	6.26	6.31	5.72
<i>Gender Disparity Adjustment</i>	0.00	0.86	1.00	1.00	0.96	0.85	1.00
3. Sound Money	6.35	5.67	2.89	0.00	1.97	8.18	8.42
A. Money growth	7.96 (10.19)	7.24 (13.79)	3.92 (30.39)	0.00 (224.09)	0.00 (292.4)	9.37 (3.15)	9.37 (3.15)
B. Standard deviation of inflation	8.75 (3.13)	8.38 (4.05)	2.64 (18.39)	0.00 (140.78)	0.00 (10799.6)	8.83 (2.92)	9.48 (1.29)
C. Inflation: most recent year	8.69 (6.57)	7.05 (14.75)	0.00 (55.86)	0.00 (302.12)	7.89 (10.56)	9.52 (-2.4)	9.82 (0.91)
D. Freedom to own foreign currency bank accounts	0.00	0.00	5.00	0.00	0.00	5.00	5.00
4. Freedom to Trade Internationally	3.48	4.90	3.17	2.37	4.91	5.68	3.75
A. Tariffs	8.43	5.71	4.56	3.92	3.67	4.95	4.79
(i) Revenue from trade taxes (% of trade sector)	8.87 (1.7)	3.87 (9.2)	5.11 (7.33)	5.11 (7.33)	4.91 (7.63)	6.19 (5.71)	6.19 (5.71)
(ii) Mean tariff rate	8.00 (10)	7.98 (10.1)	5.72 (21.4)	6.66 (16.7)	6.10 (19.5)	6.64 (16.8)	6.56 (17.2)
(iii) Standard deviation of tariff rates		5.28 (11.8)	2.84 (17.9)	0.00 (71.68)	0.00 (68.06)	2.00 (19.99)	1.61 (20.98)
B. Regulatory trade barriers			5.61	3.15	3.50	3.66	3.09
(i) Non-tariff trade barriers			5.22	4.68	5.84	5.63	4.85
(ii) Compliance costs of importing and exporting			6.00	1.62	1.16	1.69	1.33
C. Black-market exchange rates	0.00	7.00	0.00	0.00	10.00	10.00	3.00
D. Controls of the movement of capital and people	2.00	2.00	2.50	2.40	2.46	4.11	4.12
(i) Foreign ownership / investment restrictions			5.00	4.00	4.17	3.49	3.51
(ii) Capital controls	2.00	2.00	0.00	0.00	0.00	0.00	0.00
(iii) Freedom of foreigners to visit				3.20	3.21	8.85	8.85
5. Regulation	4.28	4.87	5.66	4.23	4.60	6.56	6.73
A. Credit market regulations	4.45	6.11	7.42	4.11	4.79	9.33	9.10
(i) Ownership of banks	2.00	2.00	8.00	8.00	8.00	8.00	8.00
(ii) Private sector credit	5.36	8.32	6.26	4.33	6.37	10.00	9.31
(iii) Interest rate controls / negative real interest rates	6.00	8.00	8.00	0.00	0.00	10.00	10.00
B. Labor market regulations		3.63	4.06	5.05	5.05	6.05	6.12
(i) Hiring regulations and minimum wage			3.52	8.90	6.67	6.67	6.67
(ii) Hiring and firing regulations		3.42	1.57	2.59	3.17	2.23	2.79
(iii) Centralized collective bargaining		4.49	2.45	2.82	2.48	3.13	3.03
(iv) Hours regulations			6.85	6.00	8.00	8.00	8.00
(v) Mandated cost of worker dismissal			0.00	0.00	0.00	6.26	6.26
(vi) Conscription	1.00	3.00	10.00	10.00	10.00	10.00	10.00
C. Business regulations			5.51	3.51	3.96	4.30	4.96
(i) Administrative requirements			5.10	1.99	3.52	2.26	1.92
(ii) Bureaucracy costs			7.05	3.37	2.88	0.67	2.67
(iii) Starting a business			3.73	3.59	5.55	5.83	7.81
(iv) Extra payments / bribes / favoritism			4.09	4.55	4.55	2.76	2.61
(v) Licensing restrictions				0.00	0.00	6.99	7.49
(vi) Cost of tax compliance			7.58	7.58	7.29	7.29	7.29

Chapter 3 Economic Freedom of the World in the 1950s and 1960s

Robert Lawson and Ryan Murphy

The Fraser Institute's first edition of the index published in *Economic Freedom of the World* (EFW index) (Gwartney, Lawson, and Block, 1996) was based on 17 components and provided an index in five-year intervals from 1975 to 1995 for 102 economies. As new editions of the EFW index emerged, the index was expanded in every dimension. The 2018 report (Gwartney, Lawson, Hall, and Murphy, 2018) used 42 component variables to create an index for up to 162 economies with data from 1970 to 2000 in five-year intervals and annually from 2000 to 2016.

Murphy and Lawson (2018) presented a first attempt to extend the EFW index to 1950. This index was based on eight variables for up to 95 economies. This chapter represents a updated and revised attempt to push the index backward in time to 1950. Our new estimates use data corresponding to the size of government, the quality of the legal system and property rights, sound money, and freedom to trade internationally. In comparison to the standard dataset of *Economic Freedom of the World*, we are only missing data on the regulation area. Using this methodology, we are now able to provide estimates for 111 countries in 1950, 113 countries in 1955, 116 countries in 1960, and 118 in 1965.

A significant contribution to this project was data found in the *V-Dem Dataset - Version 8*, which contains a truly impressive quantity of data on various aspects of 201 countries' institutional environment over an extended time period (Coppedge et al., 2018; Pemstein et al., 2018). While the purpose of the Varieties of Democracy project is to measure democracy and political institutions, the scope of the project is so large that it publishes several variables that also reflect dimensions of economic freedom. For all variables from V-Dem we will use, data were previously transformed into a z-score. To the z-scores, we set a minimal value of -2.5 to zero, and a maximal value of 2.5 to 10. Values in between are linearly mapped to points zero to ten, and values outside the $[-2.5, 2.5]$ interval are set to 0 and 10, respectively.¹

¹ We are actually able to score more countries in this chapter than in the primary EFW index because of the availability of these V-Dem data. We are investigating how and when to best incorporate these data into the primary EFW index in the future.

Citation Robert Lawson and Ryan Murphy (2019). Economic Freedom of the World in the 1950s and 1960s. In James Gwartney, Robert Lawson, Joshua Hall, and Ryan Murphy, eds., *Economic Freedom of the World: 2019 Edition* (Fraser Institute, 2019): 189–198.

EFW⁵⁰⁻⁶⁰ Area 1: Size of Government

For the size of government, we identified that Component 1A, Government consumption (as a percentage of consumption), and Component 1E, State ownership of assets (new to the 2019 edition of *Economic Freedom of the World*) as each possessing rich enough data for the period in question. For Component 1A, we used three data sources: *World Development Indicators*, the *Penn World Table*, and Summers and Heston (1984). We translated these values to the zero-to-ten scale as we would data prepared for the main EFW index, and averaged whichever data we had for the country and year. Data on Component 1E, Government capital share (inclusive of the value of government land holdings) is found in the Civil Liberty section of the V-Dem data under the label “State Ownership of Economy”. Components 1A and 1E are averaged together to create Area 1, Size of government.

EFW⁵⁰⁻⁶⁰ Area 2: Legal System and Property Rights

Area 2 contains up to six measures, plus the same gender adjustment now used in the primary EFW index. The first is a measure of judicial independence from Linzer and Staton (2015); this serves the function of Component 2A of EFW. As the raw Linzer and Staton measure runs from zero to one, simply multiplying by ten yields a number comparable to the rest of the index. Through V-Dem, various data were pulled to create measures of impartial courts (EFW 2B),² protection of property rights (EFW 2C),³ and integrity of the legal system (EFW 2E),⁴ plus an additional measure of judicial independence.⁵ Finally, a measure, “Rigorous and Impartial Public Administration”, which does not have a direct analogue in EFW Area 2, was also included. The average of these six pieces of data was then adjusted using the earliest gender-adjustment value from EFW to create a score for Area 2 on the quality of the legal system and property rights.

Area 3: Sound Money

The third area is constructed using the average inflation rate, the standard deviation of inflation, and foreign currency restrictions. The average inflation rate and standard deviation of inflation both reflect the five previous years’ worth of inflation data, with inflation data using a consumer price index from *International Financial Statistics*. The manner in which these data have been scored are identical to how inflation and the standard deviation of inflation are scored in the main EFW index. Data on restrictions on foreign currency originate from various issues of *Pick’s Currency Yearbook*. The regulations measured are, “Free Ownership of Currency with Country” and “Bank Balances Abroad,” and, analogously to EFW component 3D, a zero is assigned if both are regulated, a 5 is assigned if one is regulated, and a 10 is assigned if neither are regulated. The three Area 3 measures are then averaged to construct the final Area 3 rating.

2 This was measured using V-Dem’s “Corrupt Judicial Decision.”

3 This was measured using V-Dem’s “Property Rights for Men”. The reason for using this instead of both this data and “Property Rights for Women” is that it would involving performing the gender adjustment twice.

4 This was measured using V-Dem’s “Judicial Accountability”, “Government Compliance with High Court”, “Compliance with Other Judiciary”, and “Judicial Review” data.

5 The additional measure of judicial independence was measured using V-Dem’s “Judicial Purges,” “Government Attacks on the Judiciary,” “Court Packing,” “Corrupt Judicial Decisions,” “High Court Independence,” and “Low Court Independence.”

Area 4: Freedom to Trade Internationally

The trade area uses three pieces of data: trade openness, import duties, and capital controls. Trade openness originates from an historical series from Warner and Sachs (1995); a 10 is assigned if the country is open and a zero is assigned if the country is closed. “Import Duties” reflects import duties as a percentage of imports from Clemens and Williamson (2004). A 10 is assigned if this number is zero and a zero is assigned if the number is 30% or more. Values falling between are linearly mapped between zero and 10. Finally, two measures of capital controls, both also from *Pick’s Currency Guide*, “Free Ownership of Foreign Securities” and “Free Export of National Currency” were used, with a zero assigned if neither condition held, a 5 assigned if one condition held, and a 10 assigned both conditions held. The three measures for Area 4 are then averaged to construct the rating for Area 4.

Finally, overlapping data from 1970 to 1980 was used to splice this methodology with the current methodology and to place them on the same scale as the primary EFW index. As such, these 1950–1965 data can be combined with the primary EFW index data. Table 3.1 shows the variables used in the construction of the index, with data on Denmark and the USSR in 1960 provided as examples. Table 3.2 shows the final index score for all the economies we were able to score between 1950 and 1965.

The highest-rated economy during the 1950–1965 period was Hong Kong, with an average score of 7.80. The next highest rated nations were (averages in parenthesis): Switzerland (7.47), United States (7.36), Mauritius (7.31), and Canada (7.31).

Table 3.1: Components of the Economic Freedom Index^{50–60}, with two examples

	Denmark (1960)	Russia (1960)
Economic Freedom Summary, Spliced	7.08	3.18
Economic Freedom Summary, Raw	7.73	1.09
Area 1^{50–60}: Size of Government	6.44	0.00
<i>Government Consumption</i>	6.11	N/A
<i>Government Capital Share</i>	6.78	0.00
Area 2^{50–60}: Legal System	9.09	3.27
<i>Judicial Independence</i> (Linzer and Staton, 2015)	8.69	2.58
<i>Judicial Independence</i> (V-Dem Dataset)	9.19	4.07
<i>Impartial Courts</i>	10.00	8.28
<i>Protection of Property Rights</i>	7.25	1.17
<i>Integrity of Legal System</i>	9.41	1.13
<i>Impartial Public Administration</i>	10.00	2.43
<i>Gender Adjustment</i>	1.00	1.00
Area 3^{50–60}: Sound Money	7.89	N/A
<i>Average Inflation</i>	9.50	N/A
<i>Standard Deviation of Inflation</i>	9.16	N/A
<i>Restrictions on Foreign Currency</i>	5.00	0.00
Area 4^{50–60}: Freedom to Trade Internationally	7.50	0.00
<i>Trade Openness</i>	10.00	0.00
<i>Import Duties</i>	N/A	N/A
<i>Capital Controls</i>	5.00	0.00

Table 3.2: Economic Freedom of the World scores, 1950, 1955, 1960, and 1965

	1950	1955	1960	1965		1950	1955	1960	1965
Albania	3.16	3.13	3.15	3.15	Denmark	6.17	6.04	7.08	6.81
Algeria	3.16	3.12	3.37	3.62	Dominican Republic	4.78	5.51	5.31	5.40
Angola	3.44	3.44	4.07	3.98	Ecuador	6.43	6.42	6.47	6.57
Argentina	5.30	5.28	5.78	5.68	Egypt	5.51	4.73	4.66	4.52
Armenia					El Salvador	6.65	6.40	6.56	5.30
Australia	6.47	6.17	6.67	7.39	Estonia				
Austria	5.62	5.44	6.65	6.63	Eswatini				
Azerbaijan					Ethiopia	4.05	4.65	4.57	4.08
Bahamas					Fiji				
Bahrain					Finland	6.07	5.91	6.65	7.01
Bangladesh					France	6.17	5.75	6.01	6.10
Barbados					Gabon	3.55	3.55	4.08	5.03
Belgium	6.02	6.31	7.32	7.28	Gambia, The	4.67	4.67	4.53	5.58
Belize					Georgia				
Benin	3.41	3.41	3.81	3.88	Germany	6.46	6.11	7.46	7.47
Bhutan					Ghana	3.80	4.52	4.97	4.12
Bolivia	5.13	4.66	5.70	6.25	Greece	5.20	5.49	5.96	5.96
Bosnia and Herzegovina					Guatemala	6.51	6.53	6.70	5.64
Botswana	4.06	4.06	4.56	4.34	Guinea	3.35	3.36	3.88	3.69
Brazil	5.10	4.94	5.57	5.49	Guinea-Bissau	3.23	3.23	3.79	3.70
Brunei Darussalam					Guyana	5.12	4.92	5.06	4.99
Bulgaria	3.27	3.31	3.31	3.31	Haiti	4.41	5.86	5.64	5.65
Burkina Faso	4.26	4.26	5.33	5.28	Honduras	7.10	6.67	6.63	6.18
Burundi	3.07	3.08	4.10	4.49	Hong Kong			7.85	7.75
Cambodia					Hungary	3.17	3.27	3.34	3.36
Cameroon			4.08	5.92	Iceland	6.73	6.57	6.97	6.83
Canada	6.68	7.45	7.57	7.54	India	5.97	5.30	5.75	5.49
Cape Verde					Indonesia	4.05	4.42	4.49	4.66
Central African Republic	4.73	4.73	4.11	4.01	Iran	5.34	4.91	4.90	5.37
Chad	4.95	4.95	4.55	4.54	Ireland	6.21	5.85	5.90	6.02
Chile	5.57	5.20	5.93	5.89	Israel	5.11	4.81	5.31	5.33
China	3.05	3.77	3.56	3.67	Italy	6.41	5.50	6.13	6.34
Colombia	5.63	5.10	6.29	6.15	Jamaica	4.37	5.87	5.86	7.35
Congo, Democratic Rep.	3.77	3.79	4.04	4.58	Japan	6.12	6.15	6.27	6.55
Congo, Republic of	3.75	3.75	4.27	4.07	Jordan	4.05	3.91	3.88	4.94
Costa Rica	5.95	7.14	7.12	6.65	Kazakhstan				
Côte d'Ivoire	3.58	3.58	4.25	5.00	Kenya	4.31	4.19	5.66	5.65
Croatia					Korea, South	4.20	4.67	5.02	5.25
Cyprus	6.02	6.34	6.19	5.68	Kuwait				
Czech Republic	3.09	3.20	3.24	3.24	Kyrgyz Republic				

	1950	1955	1960	1965		1950	1955	1960	1965
Latvia					Russia	3.04	3.16	3.18	3.19
Lebanon		6.19	6.19	6.26	Rwanda	3.22	3.22	4.03	4.06
Lesotho					Saudi Arabia				5.63
Libya				4.79	Senegal	3.35	3.35	4.07	4.11
Lithuania					Serbia				
Luxembourg	6.17	6.35	7.77	7.74	Seychelles				
Madagascar	4.03	4.03	4.47	5.27	Sierra Leone	3.73	3.77	5.15	5.29
Malawi	3.39	4.00	3.91	4.30	Singapore	6.58	6.58	7.49	7.61
Malaysia	6.94	6.04	6.33	6.04	Slovak Rep				
Mali	3.49	3.49	4.22	4.08	Slovenia				
Malta			5.68	5.77	South Africa	4.43	4.92	5.25	5.17
Mauritania	3.47	3.47	3.46	3.63	Spain	5.20	5.02	5.74	5.89
Mauritius	7.37	7.38	7.09	7.40	Sri Lanka	7.22	5.98	5.22	5.11
Mexico	5.78	5.99	6.00	6.30	Suriname		6.84	5.70	5.75
Moldova					Sweden	6.84	6.22	6.81	6.76
Mongolia					Switzerland	7.41	7.49	7.52	7.45
Montenegro					Syria	5.76	6.49	6.38	5.34
Morocco	4.85	4.83	6.51	5.00	Taiwan	3.42	4.05	4.95	5.98
Mozambique	3.70	3.70	4.14	4.12	Tajikistan				
Myanmar	5.36	5.02	4.91	3.94	Tanzania	3.69	4.29	3.96	4.10
Namibia					Thailand	5.54	5.78	5.75	5.75
Nepal	2.94	3.23	3.99	5.70	Timor-Leste				
Netherlands	5.87	6.17	6.77	6.80	Togo	3.27	3.27	4.56	4.75
New Zealand	6.36	5.78	5.86	5.83	Trinidad and Tobago	5.38	6.01	6.05	5.95
Nicaragua	5.89	5.46	5.60	4.68	Tunisia	3.36	3.36	4.66	4.06
Niger	3.55	3.56	3.99	5.07	Turkey	5.15	5.00	4.89	5.35
Nigeria	4.46	5.20	5.53	4.78	Uganda	4.29	4.40	4.85	4.45
North Macedonia					Ukraine				
Norway	6.76	5.91	6.58	6.60	United Arab Emirates				
Oman					United Kingdom	5.76	6.30	6.50	6.49
Pakistan	4.88	4.64	5.04	5.26	United States	7.59	6.77	7.56	7.53
Panama	6.65	6.73	6.74	6.82	Uruguay	5.93	6.58	6.26	6.01
Papua New Guinea	5.72	5.72	4.96	4.84	Venezuela	6.30	6.07	6.36	6.51
Paraguay	3.55	4.86	5.65	5.72	Vietnam				
Peru	6.29	6.65	6.93	6.69	Yemen, Republic	5.63	5.65	5.68	5.87
Philippines	6.12	5.43	5.27	6.21	Zambia	4.07	5.19	5.10	4.80
Poland	4.21	4.24	4.38	4.38	Zimbabwe	3.83	4.78	4.42	4.27
Portugal	6.02	6.39	6.64	6.59					
Qatar									
Romania	3.14	3.15	3.76	3.47					

Unsurprisingly, the bottom of the list during this period was dominated by Communist nations: [Soviet] Russia (3.14), Albania (3.15), Czech/Slovakia (3.19), Hungary (3.29), and Bulgaria (3.30). Maoist China (3.51) was 10th from the bottom. It is worth noting that these new ratings, when combined with the regular EFW index, will allow scholars to get a more accurate picture of the evolution and eventual break-up of the Soviet Union and the ensuing transitions to more market-oriented economies in the 1990s.

As with any aggregate index, there are likely to be some anomalies, and we invite readers to react to these scores. For example, it is curious to see China score higher than many other Communist nations in 1960 during the height of the Great Leap Forward. Syria scores about on par with the United Kingdom in 1960. Perhaps we forget how advanced Syria was (or how socialist the United Kingdom became) in the 1960s, or perhaps the numbers are misleading? The point is that these numbers, like all numbers, are often the starting point for a conversation, not the end point.

There appears to be only a modest upward drift in the average ratings of the EFW index of 0.43 points from 1950 to 1965 for the 111 economies with data in all years (1950 = 4.96; 1955 = 5.01; 1960 = 5.36; 1965 = 5.39; see figure 3.1). For reference, during the era of rapid liberalization in the 1980s and 1990s, the average EFW index score increased by nearly 1.5 points.⁶

The patterns we see in the period from 1950 to 1965 look very similar to those we have identified in later periods using the primary EFW index. For instance, the average income level among the top quartile of nations is almost six times greater than the income level among the bottom quartile (\$9,976 compared to \$1,793). Similarly, life expectancy is considerably longer in the most-free quartile compared to the least-free quartile (66 years compared to 48 years). Finally, we also find that countries that score higher in economic freedom tend to be more democratic as measured by Freedom House's measure of political rights and civil liberties.⁷

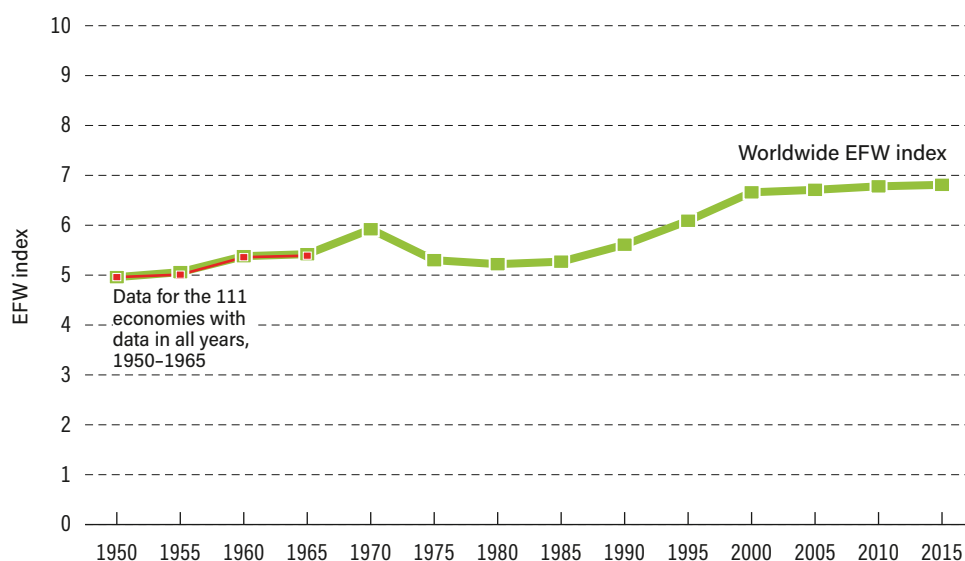
To put these numbers in a broader context, consider figure 3.1, which shows the world average from 1950 to 2015. Economic freedom improved in the post-war era for the world overall, even as various countries engaged in experiments with socialism and the expansion of the welfare state. It was the years following 1970 that saw declines, in conjunction with the many inflations the world experienced in the period. Economic freedom then rapidly increased from 1985 to 2000, and has seen modest increases since then. Average economic freedom worldwide in 1950 was 4.96, and in 2015 it was 6.81.

In 1965, the average of the seven Eastern Bloc countries for which sufficient data is available is 3.44. At the same time, the average of the 21 countries who were members of the OECD was 6.70. The 19 Latin American countries averaged 5.98, while the 35 countries in Sub-Saharan Africa averaged 4.62. The twelve MENA countries for which data is available averaged 5.06, and the ten countries in East Asia or Southeast Asia averaged 5.95. These high-level aggregates fit well with historical narratives from this period, and when compared to today's economic freedom scores, are indicative of the progress that has been made in worldwide institutional quality.

6 Based on the EFW panel data set from the 2018 annual report (Gwartney, Lawson, Hall, and Murphy, 2018).

7 1972 is the first year with available data from Freedom House. Note, higher Freedom House scores indicate fewer political rights and civil liberties.

Figure 3.1: Worldwide average on EFW index, 1950–2015



The end of the colonial era

The historical period in question also covers the end of the colonial era, which invites a question about the nature of the economic freedom index: Whose economic freedom is being measured? Are we examining the freedom of the colonial settlers and rulers or the native inhabitants or both? To a large extent, the question is rendered moot by the public-good, in the narrow and technical sense of that term, nature of government policies. The use of collective choice over fiscal resources, trade policy, monetary policy, and so on apply naturally to all residents more or less equally. This is obviously less so with property rights, the rule of law, and some regulations, the effects of which can and do vary among people within the nation. In these instances, we have great confidence that the V-Dem data, which is our primary source for these sorts of variables, are capturing the situation not just for the colonialists but also the natives.

Another question: Did countries that gained independence see an increase or decrease in economic freedom? Table 3.3 tabulates 40 cases of colonies that gained their independence from 1950 to 1974, showing what their economic freedom rating was at during or right before independence and their economic freedom in two periods following it. For instance, for a country that gained its independence in 1962, the first number corresponds to 1960, the second corresponds to 1965, and the third corresponds to 1970.⁸

There is considerable variation across these countries in how their economic freedom changed following their date of independence, which should not be unexpected given the tumult of the era. The overall average of each of the three periods shows a modest increase in economic freedom following the beginning of independence, from 4.74 to 4.93 to 4.82. However, given the broad differences across countries in how economic freedom responded to independence, these increases cannot be read as statistically meaningful.

⁸ For the sake of consistency, the methodology from the spliced index, not the preferred data from *Economic Freedom of the World*, was used for 1970 to 1980. This is the same overlapping data used to splice the indexes together.

Table 3.3: Pre- and post-colonial economic freedom, countries gaining independence, 1950–1974 (spliced data)

	Year of independence	Economic freedom in year of, or before, independence	Economic freedom in period following independence	Economic freedom in second period following independence
Algeria	1962	3.37	3.62	3.91
Benin	1960	3.81	3.88	4.05
Botswana	1966	4.34	4.80	5.64
Burkina Faso	1960	5.33	5.28	4.91
Burundi	1962	4.10	4.49	5.24
Central African Republic	1960	4.11	4.01	3.90
Chad	1960	4.55	4.54	4.41
Congo, Democratic Rep.	1960	4.04	4.58	3.83
Congo, Republic of	1960	4.27	4.07	4.42
Côte d'Ivoire	1960	4.25	5.00	4.99
Cyprus	1960	6.19	5.68	5.86
Fiji	1970	6.75	6.54	6.49
Gabon	1960	4.08	5.03	4.45
Gambia, The	1965	5.58	5.56	5.49
Ghana	1957	4.52	4.97	4.12
Guinea	1958	3.36	3.88	3.69
Guinea-Bissau	1974	3.62	3.44	3.27
Guyana	1966	4.99	5.15	5.10
Jamaica	1962	5.86	7.35	6.81
Kenya	1963	5.66	5.65	4.93
Madagascar	1960	4.47	5.27	5.31
Malawi	1964	3.91	4.30	4.26
Malaysia	1957	6.04	6.33	6.04
Mali	1960	4.22	4.08	4.17
Mauritania	1960	3.46	3.63	3.71
Mauritius	1968	7.40	7.01	6.69
Morocco	1955	4.83	6.51	5.00
Niger	1960	3.99	5.07	4.42
Nigeria	1960	5.53	4.78	4.46
Rwanda	1962	4.03	4.06	5.19
Senegal	1960	4.07	4.11	4.57
Sierra Leone	1961	5.15	5.29	5.07
Singapore	1965	7.61	6.02	6.69
Tanzania	1961	3.96	4.10	4.13
Togo	1960	4.56	4.75	4.94
Trinidad & Tobago	1962	6.05	5.95	5.83
Tunisia	1956	3.36	4.66	4.06
Uganda	1962	4.85	4.45	3.98
Zambia	1964	5.10	4.80	4.46
Zimbabwe	1965	4.27	4.52	4.43
Average		4.72	4.93	4.82

It may be surprising to some that going from an authoritarian, external ruler to a more democratic, domestic ruler did not yield great improvements in economic freedom. While democratic rule certainly correlates with greater economic freedom across the globe (and we believe this correlation is causal), it is a mistake to equate democracy with economic freedom, and these results highlight this fact. Beyond this, we are exceedingly reluctant, in light of our own lack of knowledge of these countries' histories, to speculate further about the colonial and immediate post-colonial period.

Table 3.4 reports data for income, life expectancy, and political rights/civil liberties for countries along the EFW-index distribution during the period from 1950 to 1972.⁹ As is customary in Chapter 1 of recent editions of *Economic Freedom of the World*, we organized the nations on the list into four quartiles from most free to least free.

Table 3.4: Simple correlations between the EFW index and country characteristics

EFW Index, Average 1950–1965	Real GDP per capita, 1965 (US\$2011) ¹	Life expectancy at birth, 1965 (years) ²	Political Rights and Civil Liberties, 1972
Least-Free Quartile	\$1,793	48.2	6.3
Third Quartile	\$2,332	48.0	5.0
Second Quartile	\$5,311	59.3	3.5
Most-Free Quartile	\$9,976	66.0	2.4

Sources: [1] Penn World Tables; [2] *World Development Indicators*; [3] Freedom House.

Conclusion

This chapter presents an EFW index with updated ratings for many nations between 1950 and 1965. Making use of the new Varieties of Democracy (V-Dem) data, the index was designed in a manner that should allow it ultimately to be combined with the main EFW index that currently begins with data in 1970. In order to implement this plan, we will need to integrate the V-Dem data more completely into the main EFW index in coming years. In addition to pushing the main EFW data backward in time to 1950, we think we may soon have the capacity to update the index to present annual data from 1950 to 2000.

9 The caveat we use in Chapter 1 is worth repeating here: “Many of the relationships illustrated in the exhibits reflect the impact of economic freedom as it works through increasing economic growth. In other cases, the observed relationships may reflect the fact that some of the variables that influence economic freedom may also influence factors like trust, honesty in government, and protection of civil liberties. Thus, we are not necessarily arguing that there is a direct causal relation between economic freedom and the variables considered below. In other words, these graphics are no substitute for real, scholarly investigation that controls for other factors. Nonetheless, we believe that the graphs provide some insights about the contrast between the nature and characteristics of market-oriented economies and those dominated by government regulation and planning. At the very least, these figures suggest potential fruitful areas for future research.”

References

- Clemens, Michael A., and Jeffrey G. Williamson (2004). Why Did the Tariff-Growth Correlation Change after 1950? *Journal of Economic Growth* 9, 1: 5–46.
- Coppedge, Michael, John Gerring, Carl Henrik Knutsen, Staffan I. Lindberg, Svend-Erik Skaaning, Jan Teorell, David Altman, Michael Bernhard, M. Steven Fish, Agnes Cornell, Sirianne Dahlum, Haakon Gjerløw, Adam Glynn, Allen Hicken, Joshua Krusell, Anna Lührmann, Kyle L. Marquardt, Kelly McMann, Valeriya Mechkova, Juraj Medzihorsky, Moa Olin, Pamela Paxton, Daniel Pemstein, Josefine Pernes, Johannes von Römer, Brigitte Seim, Rachel Sigman, Jeffrey Staton, Natalia Stepanova, Aksel Sundström, Eitan Tzelgov, Yi-ting Wang, Tore Wig, Steven Wilson, and Daniel Ziblatt (2018). *V-Dem Dataset - Version 8*. Varieties of Democracy (V-Dem) [project]. <<https://doi.org/10.23696/vdemcy18>>.
- Gwartney, James, Robert Lawson, and Walter Block (1996). *Economic Freedom of the World: 1975–1995*. Fraser Institute.
- Gwartney, James, Robert Lawson, Joshua Hall, and Ryan Murphy (2018). *Economic Freedom of the World: 2018 Annual Report*. Fraser Institute.
- Linzer, Drew, and Jeffrey Staton (2015). A Global Measure of Judicial Independence, 1948–2012. *Journal of Law and Courts* 3, 2: 291–313.
- Murphy, Ryan H., and Robert A. Lawson (2018). Extending the Economic Freedom of the World index to the Cold War Era. *Cato Journal* 38, 1: 265–284.
- Pemstein, Daniel, Kyle L. Marquardt, Eitan Tzelgov, Yi-ting Wang, Joshua Krusell and Farhad Miri (2018). *The V-Dem Measurement Model: Latent Variable Analysis for Cross-National and Cross-Temporal Expert-Coded Data*. Working Paper 21, 3rd edition. Varieties of Democracy Institute, University of Gothenburg.
- Summers, Robert, and Alan Heston (1983). Improved International Comparisons of Real Product and Its Composition, 1950–1980. *Review of Income and Wealth* 30, 2: 207–219.
- Warner, Andrew, and Jeffrey Sachs (1995). *Economic Reform and the Process of Globalization*. Brookings Papers on Economic Activity 26.

Chapter 4 Economic Freedom, Public Policy, and Entrepreneurship

Daniel L. Bennett and Boris Nikolaev

Introduction

Although the idea that entrepreneurship promotes innovation and economic development is evident in the seminal writings of Adam Smith (1776) and Joseph Schumpeter (1934, 1942), it is not until relatively recently that policy makers and scholars around the world have started to recognize entrepreneurs as critical drivers of economic progress. Entrepreneurs contribute to social and economic progress by experimenting with new combinations of heterogeneous resources (Bjørnskov and Foss, 2012), introducing innovations, encouraging social change, generating competition, and enhancing rivalry in the economy (Carree and Thurik, 2003; Wennekers and Thurik, 1999). To governments eager to smooth the path to economic growth and job creation, public policy is increasingly viewed as a mechanism to encourage entrepreneurship and innovation (Acs, Åstebro, Audretsch, and Robinson, 2016; Brown, Mawson, and Mason, 2017; Cumming, Johan, and Zhang, 2018). Governments around the world have adopted a wide range of policy schemes to encourage entrepreneurial activity, many of which involve government interventions in the market process that often come at the expense of economic freedom.

Such interventions are often justified by assuming that market failures inhibit individuals from launching innovative start-ups, resulting in a suboptimal quantity of entrepreneurs and spillover-generating innovations (Acs et al., 2016; Colombo, Cumming, and Vismara, 2016). While there is considerable debate over policies aimed at fostering entrepreneurship, these discussions primarily focus on whether interventionist policies should aim to increase the quantity or quality of entrepreneurship. In other words, should taxpayers' resources be redistributed to induce a greater number of business start-ups or to encourage innovative, high-growth start-ups (Block, Fisch, and van Praag, 2018; Colombelli, Krafft, and Vivarelli, 2016; Shane, 2009)? Advocates for the latter often point out that most new businesses create very few jobs, but a small number of young, high-growth

-
- Citation Daniel L. Bennett and Boris Nikolaev (2019). Economic Freedom, Public Policy, and Entrepreneurship. In James Gwartney, Robert Lawson, Joshua Hall, and Ryan Murphy, eds., *Economic Freedom of the World: 2019 Edition* (Fraser Institute, 2019): 199–224.
- Authors Daniel L. Bennett is a Research Professor at the Baugh Center for Entrepreneurship and Free Enterprise, Baylor University. Boris Nikolaev is an Assistant Professor in the Department of Entrepreneurship, Baylor University.

firms are responsible for a disproportionately large share of wealth and job creation (Åstebro and Tåg, 2017; Decker, Haltiwanger, Jarmin, and Miranda, 2014; Haltiwanger, Jarmin, and Miranda, 2013; Henrekson and Johansson, 2010; Neumark, Wall, and Zhang, 2011). Shane, for instance, suggests that policy makers should “[s]top subsidizing the formation of the typical start-up and focus on the subset of businesses with growth potential. Getting economic growth and jobs creation from entrepreneurs is not a numbers game. It is about encouraging high quality, high growth companies to be founded” (2009: 145).

Such calls for policy makers to redistribute taxpayers’ resources towards the encouragement of high-growth start-ups assume that government officials have the ability to identify high-growth firms when they are nascent start-ups—long before they become high-growth ventures (Shane, 2009). They also assume that government officials have the correct incentives to allocate resources towards start-ups with the best potential to become high-growth firms, rather than those with the best political connections (Lerner, 2009; Stigler, 1971; Tullock, 1967). These are non-trivial assumptions that may not hold in practice because they implicitly assume a view of government as an omniscient, benevolent dictator, ignoring the possibility that those in government may not have the information or incentives to implement the desired policies (Holcombe, 2013).

Interventionist entrepreneurship policies also have the potential to result in the allocation of resources and entrepreneurial effort towards less economically productive activities (Baumol, 1990; Sobel, 2008), distorting the decentralized spontaneous functioning of the dynamic market-selection process that enables entrepreneurs to reallocate resources from less to more productive uses (Barnatchez and Lester, 2017; Bennett, 2019; Decker, Haltiwanger, Jarmin, and Miranda, 2014). This process requires market-supporting institutions and policies that are consistent with the principles of economic freedom, including personal choice, voluntary exchange, the protection of person and property, and the freedom to enter and compete in markets (Gwartney and Lawson, 2003).

Indeed a growing body of research provides empirical evidence that more economically free countries encourage more entrepreneurial activity (Bjørnskov and Foss, 2012; Boudreaux and Nikolaev, 2018; Nikolaev, Boudreaux, and Palich, 2018). Similarly, there is growing evidence that subnational economic freedom is associated with entrepreneurial activity across US states (Bennett, 2018; Campbell and Rogers, 2007; Gohmann, Hobbs, and McCrickard, 2008; Kreft and Sobel, 2005; Sobel, 2008; Tuszynski and Stansel, 2018) and US cities (Bennett, 2019; Bologna, 2014; Wagner and Bologna Pavlik, 2019). There is even research showing that entrepreneurial activity is higher in the more economically liberal subnational regions of the former centrally planned economies of China (Chang and Wu, 2014; Park, Li, and Tse, 2006) and Vietnam (Tran, 2018). Combined with a large number of studies showing that economic freedom is a robust determinant of economic growth (De Haan, Lundström, and Sturm, 2006; Gwartney, Holcombe, and Lawson, 2006; Murphy and O’Reilly, 2018) and development (Bennett, Faria, Gwartney, and Morales, 2017; Faria, Montesinos-Yufa, Morales, and Navarro, 2016), this suggests that pursuing policies consistent with the principles of economic freedom is a sustainable framework for encouraging entrepreneurship and economic growth that avoids the necessity for policy makers to intervene in, and potentially distort, the market process.

In the rest of this chapter, we first provide a more thorough discussion of interventionist entrepreneurship policy and its potential problems. We then review the existing country-level evidence on the relationship between economic freedom and entrepreneurship. In the penultimate section, we present some new cross-country evidence that economic freedom is associated with more innovative entrepreneurship. Finally, we offer concluding remarks.

Government intervention as entrepreneurship policy—some problems

Eager to encourage entrepreneurship as a means to create jobs and foster economic growth, policy makers around the world have implemented a variety of public policies to assist in this endeavor (Acs, Åstebro, Audretsch, and Robinson, 2016). Public policies designed to encourage more people to start businesses are widely popular because of the early empirical finding that small and young businesses are the driving force of job creation in the US economy (Birch, 1979, 1981). Subsequent research has further examined the link between small business and job creation. Although some evidence supports this relationship (Acs and Audretsch, 1990; Birch, 1987; Kirchoff and Phillips, 1988; Thurik, 2009), a growing body of evidence suggests that most new businesses create very few jobs, if any at all (Åstebro and Tåg, 2017; Fotopoulos and Storey, 2018; Shane, 2009; Van Stel and Storey, 2004). Rather, it is a very small number of rapidly growing firms, most of which are young—the so-called “gazelles”—that account for a disproportionately large share of job creation (Acs and Mueller, 2007; Coad, Daunfeldt, Holz, Johansson, and Nightingale, 2014; Decker, Haltiwanger, Jarmin, and Miranda, 2014; Haltiwanger, Jarmin, and Miranda, 2013; Henrekson and Johansson, 2010; Neumark, Wall, and Zhang, 2011).

Evidence suggestive that new job creation is largely attributable to a small number of gazelles has led to calls for policy makers to abandon policies that encourage a greater number of entrepreneurs to start businesses in favor of policies that intend to promote high-growth entrepreneurship (Brown, Mawson, and Mason, 2017; Lerner, 2010; Mason and Brown, 2013). Shane, for instance, suggests that the taxpayers’ resources be reallocated from “programs that support generic entrepreneurship efforts” to programs that “support high growth companies” (2009: 147). While it is beyond the scope of this chapter to describe all mechanisms and policy schemes adopted by governments to induce entrepreneurship, broadly speaking, such policies represent interventions in the market that, through various types of subsidies, intend to increase either the quantity or the quality of entrepreneurship.¹ Such interventionist policies are potentially problematic for a number of reasons.

First, interventionist policies to encourage entrepreneurship may distort the decentralized and spontaneous functioning of the market, undermining economic freedom by redistributing resources to particular firms and sectors through the political process rather than markets. This can result in the allocation of scarce resources, including entrepreneurial talent, towards less productive firms and sectors. For example, previous research suggests that Belgian firms backed by government venture capital (GVC) are significantly less productive than firms

¹ Brown, Mawson, and Mason (2017) and Cumming, Johan, and Zhang (2018) discuss a variety of policies in practice around the world intended to encourage entrepreneurship.

backed by private venture capital (PVC), as well as those not backed by venture capital (VC) (Alperovych, Hübner, and Lobet, 2015). Additionally, a recent analysis of Swedish firms found that those receiving government R&D subsidies are less productive and less profitable (Gustafsson, Tingvall, and Halvarsson, 2017). The subsidization of inefficient firms not only fails to promote economic growth, but it also interferes with the ability of the market-selection mechanism to allocate resources to higher valued uses. This represents an inefficient use of societal resources and it may entice entrepreneurs to pursue unproductive activities such as currying special treatment and subsidies through the political process (Baumol, 1990; Lerner, 2009).

A related issue is the potential for government investments in entrepreneurial activities to crowd out other more productive activities. This issue is of particular concern when governments intervene in the entrepreneurial finance markets in an effort to bridge financing gaps, promote more rapid scale-up of entrepreneurial ventures, or encourage positive innovation externalities. As an example, governments around the world increasingly intervene in venture-capital markets (Colombo, Cumming, and Vismara, 2016; Cumming, Johan, and Zhang, 2018). They generally do so by either investing directly in firms or VC investment funds, or indirectly by partnering with private parties to develop VC funds (Block, Colombo, Cumming, and Vismara, 2018). While there is some evidence suggesting that GVC funding serves a certification role, increasing the likelihood that beneficiary firms receive follow-on private investments (Brander, Du, and Hellmann, 2015; Cumming, 2007; Guerini and Quas, 2016), there is also evidence that government VC funding crowds out private VC funding (Armour and Cumming, 2006; Brander, Egan, and Hellmann, 2008; Cumming and MacIntosh, 2006) and reduces the likelihood of a successful exit by IPO or acquisition (Cumming, Grilli, and Murtinu, 2017).²

Government programs that provide direct subsidies to entrepreneurial firms entail discretion on the part of government officials to determine which firms or investors should receive funding. The success of such programs in encouraging growth and innovation depends on government officials' being able to determine which entrepreneurs have winning venture ideas and will establish high-growth firms (HGF). This seems highly unlikely given that start-ups are inherently risky ventures attempting to commercialize novel products, services, or technologies for which no market currently exists. This being so, there is substantial uncertainty around the future success of most new ventures (Knight, 2012). If private-sector investors, who stand to benefit financially from investing in successful start-ups, face a low likelihood of picking winners, then there is no reason to believe that government officials, who lack similar financial incentives, will perform better. By the time a start-up establishes a track record of sales and profits suggesting that it is on its way to becoming an HGF, there is no need for government finance as such firms will be well-positioned to attract private capital to finance their scale-up (Coad, Frankish, Roberts, and Storey, 2016). Some have suggested that policy

2 That there is mixed evidence concerning whether public sector VC investments crowd-out or crowd-in private-sector investments is unsurprising given the debate concerning the effects of public-sector capital investments on private-sector capital investments (e.g., Aschauer, 1989; Gramlich, 1994; Voss, 2002).

makers can improve the probability of their picking winners by investing in high-tech companies, which are more likely to experience high-growth (Lerner, 2010; Shane, 2009), a view popular among politicians and often embedded in entrepreneurship policies. As Brown, Mawson, and Mason conclude, however, “[g]iven their extreme heterogeneity and lack of uniformity, it is very difficult for policy-makers to identify HGFs *ex ante*” (2017: 430).

A related concern is that government officials given the discretion to allocate subsidies to specific firms or sectors, as well as legislators tasked with crafting entrepreneurship policies, may be tempted to direct funds or other special favors provided by government programs to low-productivity entrepreneurs who engage in socially unproductive rent-seeking activities (Baumol, 1990; Gustafsson, Tingvall, and Halvarsson, 2017). As an example, the US Small Business Innovation Research (SBIR) program, which provides R&D grants to small businesses, has been criticized for enabling the development of “SBIR mills”, or underachieving firms that have managed to win a “large number of awards by cultivating relationships with federal officials” (Lerner, 2002: F81). Similarly, Gustafsson, Tingvall, and Halvarsson (2017) provide evidence that less productive Swedish firms with lower profits are more likely to receive R&D subsidies from the government, a result they attribute to successful rent-seeking by inefficient firms that would likely fail if their fates were to be decided by the market-selection process.

Entrepreneurship policies are often justified as a means to correct market failures and encourage job creation and economic growth. However, such policies often interfere with the market’s ability to reward productive entrepreneurs and firms that provide highly valued goods and services with profits and growth and to penalize unproductive entrepreneurs and firms producing goods and services that are not highly valued with economic losses and eventual exit (Sobel, Clark, and Lee, 2007; Von Mises, 1990). Fritsch notes that “the highest priority of any policy towards entry is to secure a smooth and reliable selection of the fittest scenario ... policy should avoid anything that may distort this selection process ... [and] abstain from any interference with fair competition” (2008: 12). By intervening in the market process, most entrepreneurship “policies do not greatly reduce or solve any market failures. Instead, the evidence suggests that they waste taxpayers’ money ... and mostly generate ... businesses with low-growth intentions” (Acs, Åstebro, Audretsch, and Robinson, 2016: 36).

But the government can play a meaningful role in encouraging entrepreneurship and innovation. Birch, for example, suggests that governments could indirectly encourage entrepreneurship by lowering taxes and reducing regulations, creating “an environment in which innovative, job-creating firms flourish” (1981: 10–11). Acs further adds that government policy could facilitate the creation of “new firms in all sectors of the economy by all segments of society” (1999) by removing barriers to entry and exit, reducing transaction costs, and minimizing the regulatory burden. In other words, rather than intervening in markets, policy makers can encourage entrepreneurship and innovation, as well as foster the unimpeded function of the market-selection mechanism, by developing institutions and policies consistent with the principles of economic freedom. Indeed, a growing body of empirical evidence suggests that economies characterized by higher levels of economic freedom exhibit more entrepreneurship. We review this evidence next.

Economic freedom and entrepreneurship—a review of existing evidence

The 2012 edition of *Economic Freedom of the World* contains an excellent chapter by Bjørnskov and Foss (2012), who provide a thorough overview of the theoretical links between various elements of economic freedom and entrepreneurial activity. Here, we summarize their basic argument and refer interested readers to their chapter for a more detailed explanation of these mechanisms. The greater degree to which a nation's institutions and policies reflect the principles of economic freedom, the lower the transactions costs faced by entrepreneurs, including the costs of “searching for, combining, adapting, and fitting heterogeneous resources in the pursuit of profit under uncertainty ... The lower the transactions costs, the more such [entrepreneurial] activity will take place” (Bjørnskov and Foss, 2012: 248). Bennett adds that “entrepreneurs living in more economically free regions are less constrained in their ability to utilize their time, talents and resources to create a new venture to satisfy a perceived market need ... or recognize and capitalize on an unexploited entrepreneurial opportunity” (2019: 9). Indeed, a growing body of empirical evidence suggests that countries with more economic freedom experience more entrepreneurial activity.³

Before reviewing the evidence on the relationship between economic freedom and entrepreneurial activity, we discuss some issues related to the concept and definition of entrepreneurship as this will provide some perspective on the nuanced results obtained by various authors. Within the scholarly field that studies entrepreneurship, “entrepreneur” has been understood in a variety of ways, often reflecting “who the entrepreneur is and what he or she does” (Shane and Venkataraman, 2000: 218). Baumol (2010), for instance, distinguishes between innovative and replicative entrepreneurs. Innovative, or Schumpeterian, entrepreneurs develop creative new products, applications of technology, or cost-reducing production methods that lead to substantial improvements in productivity and living standards (Schumpeter, 1934, 1942). On the other hand, replicative entrepreneurs start new ventures that generally mimic other firms in the market, largely reflecting Kirzner's (1973, 1997) notion of equilibrating entrepreneurship that leads to enhanced competition, lower prices, and larger output levels of the same goods and services. A growing body of research focusing on high-growth start-ups reflects the innovative entrepreneurship definition, whereas the myriad studies focusing on self-employment and small business ownership better reflect the replicative entrepreneurship definition (Hurst and Pugsley, 2011).

Several studies on economic freedom and entrepreneurship have employed COMPENDIA's harmonized data on self-employment rates,⁴ which is normalized by working-age population, as a measure of entrepreneurship. Nyström (2008), for example, examines the impact of the five areas of the EFW index on self-employment for a sample of 23 OECD countries over the period from 1972 to

3 We restrict our literature review to studies that specifically use an economic freedom index or the various components of one as the main variable of interest, excluding studies that use such variables as a control and those that use policy or institutional measures that reflect economic freedom but are not drawn from an established measure of economic freedom.

4 COMPENDIA is an acronym for COMParative ENtrepreneurship Data for International Analysis, a database constructed by EIM Business & Policy Research (EIM BV).

2002. Her results suggest that countries with smaller government sectors and those with better property-rights institutions and fewer regulations encourage more self-employment. She does not, however, estimate the impact of the overall EFW index on self-employment. For a sample of 25 OECD countries over the period from 1980s to 2005, Bjørnskov and Foss (2012) examine how the five EFW index areas influence self-employment, as well as how self-employment and the EFW index areas influence total factor productivity (TFP). They find that, although property rights are negatively associated with self-employment, a result contradictory to Nyström (2008), they exert a positive direct and overall effect on TFP. They also find that limited government and sound money influence TFP indirectly by positively influencing self-employment, which in turn exerts a positive impact on TFP. Additionally, they find that regulatory freedom exerts a negative direct effect on TFP.

Gohmann (2012) considers what effect the EFW index has on self-employment, but he uses survey data from the Entrepreneurship Flash Eurobarometer Surveys for a sample of 17 European countries and the United States over the period from 2001 to 2004. His results suggest that individuals living in more economically free countries are more likely to be self-employed, as well as more likely to prefer to be self-employed rather than earning wages. Interestingly, he finds that economic freedom's role in enhancing the preference for self-employment (that is, latent entrepreneurship) is higher among those who are actually self-employed than it is for those who are not self-employed.

An increasingly common distinction made in the literature is that between opportunity-motivated entrepreneurship (OME) and necessity-motivated entrepreneurship (NME). Individuals who voluntarily start a business because they perceive it as a potentially valuable opportunity to fulfill an unmet market need are engaged in OME, whereas individuals who start a business because they lack other employment prospects are engaged in NME (Nikolaev, Boudreaux, and Palich, 2018). The Global Entrepreneurship Monitor (GEM) dataset provides measures of NME, OME, and total entrepreneurial activity (TEA, or the sum of NME and OME) for a growing number of countries.

Sobel, Clark, and Lee (2007) were the first to use the GEM dataset to study the effect of economic freedom on entrepreneurship. They find that the EFW index is positively associated with TEA in a cross-sectional study of 21 OECD countries for the year 2002. They also find that countries with higher average tariff rates and greater administrative burdens facing those starting a business have less entrepreneurial activity. Bjørnskov and Foss (2008) follow an approach similar to that of Nyström in considering the impact of the five areas of the 2005 EFW index on the 2001 OME, NME, and TEA measures for a cross-sectional sample of 29 countries. Their results suggest that countries with smaller government sectors and more sound monetary policies encourage more OME, NME, and TEA, but the other three areas of the index are not correlated with any of these measures. They also examine how the underlying components of Area 1 (Size of Government) correlate with the different measures of entrepreneurship. They find that: (1) government consumption as a share of GDP is negatively associated with OME, NME, and TEA; (2) transfer payments as a share of GDP are negatively associated with OME and TEA; and (3) limited taxation is positively associated with OME and TEA.

Angulo-Guerrero, Pérez-Moreno, and Abad-Guerrero (2017) use a dynamic panel-data model to estimate the effects of the EFW index on OME and NME for a sample of 33 OECD countries over the period from 2001 to 2012. Their results suggest that economic freedom is positively associated with OME, but negatively associated with NME. The positive effects of economic freedom on OME are driven by strong property rights and low levels of regulation. These two areas, along with greater trade freedom, drive the negative relationship between the EFW index and NME.

Several papers also find that economic freedom not only exerts a direct effect on entrepreneurship, but it also influences entrepreneurial action through other individual-level resources and characteristics. Boudreaux, Nikolaev, and Klein (2018), for example, examine how the EFW index moderates the effects of socio-cognitive traits on the probability that an individual participates in OME. Using a cross-sectional sample of more than 720,000 individuals from 45 countries, their results suggest that individuals with more self-efficacy and alertness to new business opportunities are more likely to participate in OME, but those with a stronger fear of failure are less likely. They also find that the EFW index not only has a positive direct effect on OME, but it also strengthens the positive effects of self-efficacy and alertness, and it weakens the deterrent effect of fear. Additionally, Boudreaux and Nikolaev (2018) examine how the EFW index moderates the effect of an entrepreneur's human, financial, and social capital on their propensity to become an OME for a sample of 45 countries over the period from 2002 to 2012. They find the three types of capital, as well as economic freedom, all increase the probability that an individual pursues OME. They also find that, as the level of the EFW index increases, human and physical capital become less important determinants of entrepreneurship, while social capital becomes a more important determinant.

Several studies have used the Heritage Foundation/Wall Street Journal *Index of Economic Freedom* (IEF) to examine how economic freedom affects opportunity and necessity entrepreneurship. In a cross-sectional study for a sample of 37 countries, McMullen, Bagby, and Palich (2008) examine how the ten factors included in the 2003 IEF correlate with 2002 measures of OME and NME. Their results suggest that: (1) labor market freedom is positively associated with both OME and NME; (2) property rights are positively associated with OME; (3) fiscal freedom and monetary freedom are positively associated with NME. Nikolaev, Boudreaux, and Palich (2018) explore 44 possible determinants of OME and NME for a cross-sectional sample of 73 countries using a robustness analysis method that accounts for model uncertainty.⁵ Their results suggest that the IEF is the most robust determinant of both OME and NME for the sample of countries, exerting a positive effect on the former and a negative effect on the latter. Specifically, countries with less corruption and greater monetary and business freedom have higher levels of OME, but lower levels of NME.

While there are some inconsistent results with respect to the different areas of economic freedom and entrepreneurship,⁶ the preponderance of evidence from

⁵ They use the long-run average of their variables, when available, over the period from 2001 to 2015.

⁶ This is not surprising given the heterogeneity of country samples, time periods, and empirical models estimated in the various studies (Bennett and Nikolaev, 2017).

this small but growing body of literature suggests that more economically free countries encourage greater rates of self-employment and OME, but discourage NME. Additionally, Saunoris and Sajny (2017) find, using Two-Stage Least Squares (2SLS) and quartile analyses for a cross-sectional sample of 60 countries, that the IEF is associated with more formal but less informal entrepreneurship.⁷ Individuals residing in more economically free countries have access to better economic opportunities, alleviating the need to become self-employed or enter informal entrepreneurship because they lack other options to earn a living.

While the literature suggests economic freedom encourages self-employment, OME, and formal entrepreneurship, all are arguably measures of the quantity of entrepreneurship and not necessarily reflective of the type of innovative Schumpeterian entrepreneurship that propels rapid job creation and economic development (Henrekson and Sanandaji, 2014; Wong, Ho, and Autio, 2005).⁸ Additionally, highly innovative countries such as Japan often score at the bottom of international rankings on self-employment while some less developed countries such as Uganda, where a large proportion of people are subsistence farmers, rank among the top (see, for example, GEM, 2017). Because innovative Schumpeterian entrepreneurship “remains an elusive concept, difficult to define exactly and harder yet to measure” (Henrekson and Sanandaji, 2014: 1,764), there is a paucity of evidence linking economic freedom to this type of disruptive, high-growth entrepreneurship. A few studies, however, provide some evidence that economic freedom is also associated with more innovative entrepreneurship. For instance, Bjørnskov and Foss (2012) find that some components of the EFW Index are positively associated with TFP, a proxy for economy-wide innovation. For a sample of 5,809 firms from 29 countries over the period from 1984 to 2006, Zhu and Zhu (2017) find that firms domiciled in countries with more economic freedom, as measured by the EFW Index, received more patents, a measure of corporate innovation. In a working paper, Bennett and Nikolaev (2019) provide evidence that the EFW index is linked to a composite measure of innovative outputs provided by the *Global Innovation Index* (GII). In the next section, we provide some additional evidence that the EFW index is associated with innovative entrepreneurship using measures of national creative output and knowledge and technology outputs.

7 The distinction is whether a firm is a legally registered business that complies with the mandates of laws and regulations (Klapper, Amit, and Guillen, 2010; Webb, Tihanyi, Ireland, and Sirmon, 2009). With the possible exception of highly profitable criminal activities such as fraud and drug smuggling, most informal entrepreneurship is likely NME. Dau and Cuervo-Cazurra (2014) provide evidence for a sample of 51 countries over the period from 2002 to 2009 that IEF is positively associated with both formal and informal entrepreneurship.

8 Henrekson and Sanandaji (2014) show that for a sample of 50 countries rates of self-employment, small business ownership, and TEA are negatively correlated with several measures of innovative high-growth entrepreneurship (that is, number of billionaire entrepreneurs per capita; VC investment as share of GDP) and per-capita GDP. Wong, Ho, and Autio (2005) provide evidence that high-potential entrepreneurship is positively associated with economic growth for a sample of 37 countries, but OME, NME, and TEA are not associated with growth. Van Stel, Carree, and Thurik (2005), however, find that TEA is only beneficial for economic growth in countries with high levels of economic development.

Economic freedom and innovative entrepreneurship

In this section, we provide some new empirical evidence that economic freedom, as measured by the 2016 EFW index (Gwartney, Lawson, Hall, and Murphy, 2018),⁹ is associated with innovative entrepreneurship. We use data from the *Global Innovation Index 2018* (GII), which reflects a wide range of innovative activities in the economy by a large number of innovative actors, including not only scientists and manufacturing firms, but also entrepreneurial service-sector firms and public entities. The latest GII provides data for 126 economies, covering more than 90.8% of the global population and 96.3% of global economic output (Dutta, Lanvin, and Wunsch-Vincent, 2018).

The GII comprises two sub-indices: (1) innovative inputs and (2) innovative outputs. The former consists of factors that reflect a nation's capacity to develop innovations, including institutions, human capital, infrastructure, and market and business sophistication. The latter includes measures that reflect a nation's innovative outputs and is based on two main innovation pillars: (i) knowledge and technology outputs and (ii) creative outputs. Each of these two pillars consists of several sub-pillars based on measures that are widely believed to be a key output of the invention and innovation process. Because our focus is on examining the effect of economic freedom on innovative entrepreneurship, we use the two main pillars from the innovative outputs sub-index as proxies for entrepreneurial innovation. Table 4.1 describes the sub-pillars making up the knowledge and technology outputs and creative outputs pillars.

Preliminary analysis

As a first step in our analysis, we sorted the countries in our dataset by level of economic freedom, from lowest to highest, and grouped them into four quartiles consisting of an equal number of countries. For each group, we then computed the mean creative outputs and knowledge and technology outputs scores. Figure 4.1 presents bar charts illustrating these results. Innovative outputs are clearly higher in more economically free countries. Creative outputs, for instance, in the most economically free countries are more than double those in the least economically free countries (figure 4.1A). There is also a nearly two-fold difference in the level of knowledge and technology outputs between the most and least economically free countries (figure 4.1B).

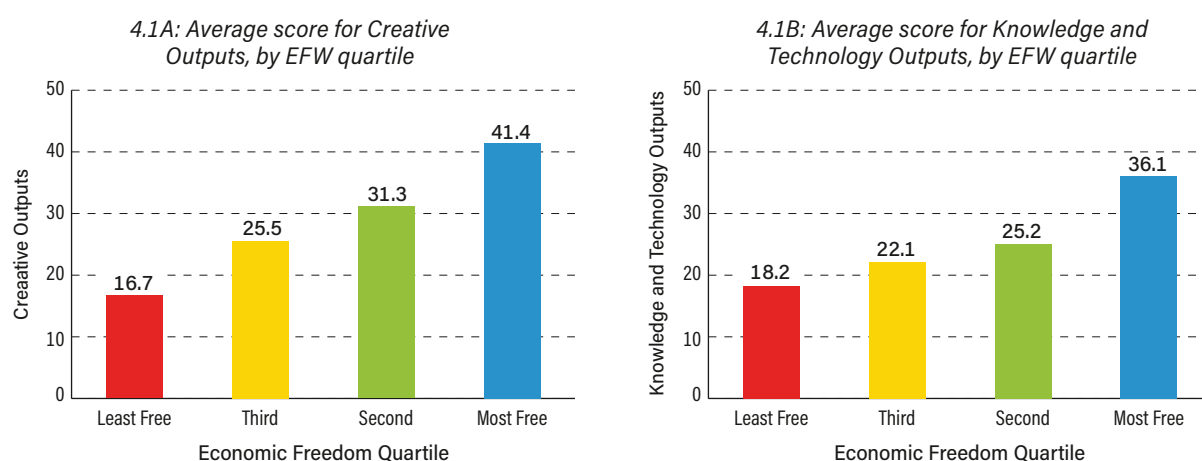
We next plot the EFW index against each of our innovative entrepreneurship measures (figure 4.2). There is a strong positive relationship between economic freedom and both creative outputs (correlation 0.67) and knowledge and technology outputs (correlation 0.52). Creativity plays a fundamental role in the innovation process, and the preliminary evidence here suggests that economic freedom is an essential input to an economy's creative process. More economically free countries are also more likely to engage in the creation of more effective knowledge that is also more easily diffused throughout the economy.

9 As a robustness check, we also performed the econometrics using the average EFW index score over the period 2000-2016 as a means to account for the long-run institutional environment in lieu of the contemporaneous one. Average EFW is highly correlated with the 2016 EFW for our sample ($r=0.94$) and the econometric estimates are nearly identical for both measures. We omit the results using the long-run average EFW score, but they are available upon request from the authors.

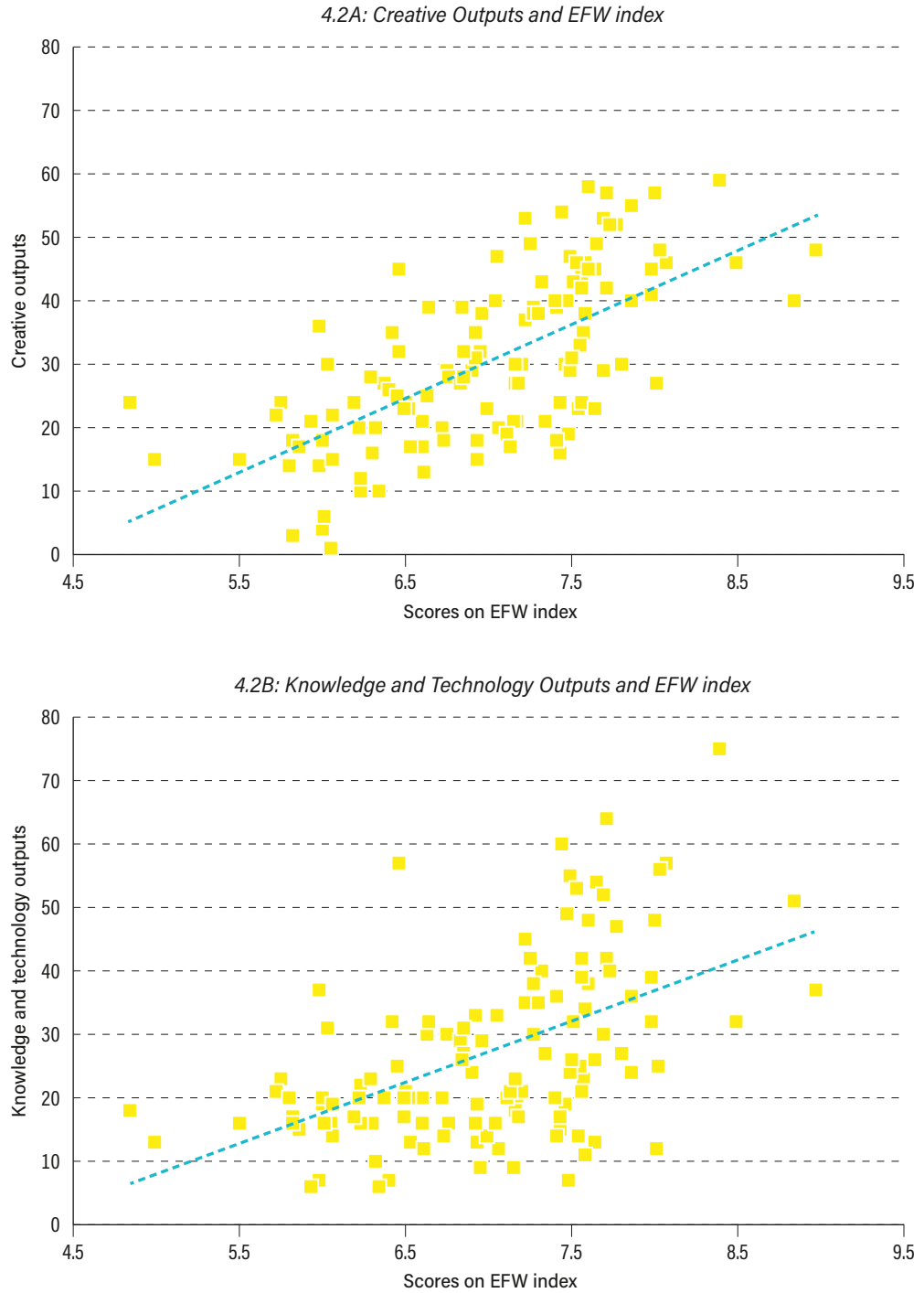
Table 4.1: The Innovative Outputs Sub-Index from the *Global Innovation Index*

Knowledge and Technology Outputs Pillar	Creative Outputs Pillar
1. Knowledge Creation Sub-Pillar 1a. patents applications filed by residents both at the national patent office and the international level through the PCT; 1b. utility model applications filed by residents at the national office; 1c. scientific and technical published articles in peer-reviewed journals; 1d. number of articles (H) that have received at least H citations.	1. Intangible Assets Sub-Pillar 1a. trademark applications by residents at the national office; 1b. industrial designs included in applications at a regional or national office; 1c. survey questions regarding the use of ICTs in business and organizational models;
2. Knowledge Impact Sub-Pillar 2a. increases in labor productivity; 2b. entry density of new firms; 2c. spending on computer software; 2d. number of certificates of conformity with standard ISO 9001 on quality management systems issues; 2e. high and medium high-tech industrial output as share of total manufactures output.	2. Creative Goods and Services Sub-Pillar 2a. cultural and creative service exports; 2b. national feature films produced; 2c. entertainment and media market; 2d. printing, publications, and other media market; 2e. creative goods exports.
3. Knowledge Diffusion Sub-Pillar 3a. intellectual property receipts as a percentage of total trade; 3b. high-tech net exports as a percentage of total exports; 3c. exports of ICT services as a share of total trade; 3d. net outflows of FDI as a percentage of GDP.	3. Online Creativity Sub-Pillar 3a. generic domains, scaled by 15–69 year old population; 3b. country-code top level domains, scaled by 15–69 year old population; 3c. average yearly edits to Wikipedia, scaled by 15–69 year old population; 3d. mobile app creation, scaled by GDP (bn PPP \$).

Figure 4.1: Innovative entrepreneurship by EFW quartile



Source: Data on Creative Outputs and Knowledge and Technology Outputs were collected from the *Global Innovation Index 2018* (Dutta, Lanvin, and Wunsch-Vincent, 2018) and were measured on a scale from 0 (least innovative) to 100 (most innovative). Creative Outputs scores ranged from 0.56 (Burkina Faso) to 59.38 (Switzerland). Knowledge and Technology Outputs scores ranged from 5.56 (Yemen) to 74.88 (Switzerland).

Figure 4.2: Innovative entrepreneurship and economic freedom, 2016**OLS results**

Our preliminary analysis is suggestive of a strong positive relationship between the EFW index and innovative entrepreneurship; however, other factors may confound this relationship. We therefore use Ordinary Least Squares (OLS) regression analysis to control for a number of factors that have been linked to economic development and innovation in the comparative economic development literature. This includes a set of legal-origins dummy variables that reflect the historical roots of a nation's legal system (La Porta, Lopez-de-Silanes, and Shleifer, 2008),

the shares of a nation's population belonging to the major world religions (Barro and McCleary, 2003), the historical prevalence of infectious diseases (Bennett and Nikolaev, 2019; Nikolaev and Salahodjaev, 2017), latitude to account for the effect of geography (Acemoglu, Johnson, and Robinson, 2001; Easterly and Levine, 2001), and ethnolinguistic fractionalization (Alesina, Devleeschauwer, Easterly, Kurlat, and Wacziarg, 2003).

Table 4.2 presents OLS results using our measures of innovative entrepreneurship as the dependent variable. In model 1, we estimate the simple relationship between the EFW index and creative outputs without any control variables. The EFW index enters positively and is highly significant statistically. The R^2 measure suggests that differences in the EFW index alone explain more than 44% of the variation in creative outputs. In model 2, we introduce the control variables described above to account for several alternative explanations for the deep origins of economic development and innovation. Although the size of the EFW index's positive effect on creative outputs is reduced, it remains highly significant statistically. We repeat this empirical exercise in models 3 and 4 using the knowledge and technology outputs sub-index as the dependent variable. In model 3, we

Table 4.2: Economic freedom and innovative entrepreneurship, OLS results

Variables	(1) Creative Outputs	(2) Creative Outputs	(3) Knowledge and Tech Outputs	(4) Knowledge and Tech Outputs
EFW index	11.65*** (1.228)	5.699*** (1.263)	9.540*** (1.436)	3.061* (1.566)
Disease Pathogens		-6.199*** (2.136)		-5.759** (2.409)
Legal Origins				
<i>Socialist</i>		-7.676*** (2.601)		-18.95*** (6.363)
<i>French</i>		-1.631 (2.379)		-10.51 (7.111)
<i>Great Britain</i>		-3.523 (2.155)		-10.63 (6.615)
<i>Scandinavian</i>		-9.452** (4.365)		-12.18 (9.824)
Latitude		0.124*** (0.0362)		0.192*** (0.0434)
Muslim		-0.0577* (0.0297)		-0.119*** (0.0361)
Catholic		-0.0155 (0.0278)		-0.0697* (0.0400)
Protestant		0.0801 (0.0606)		-0.0382 (0.0896)
Fractionalization		-9.471*** (3.391)		-7.714* (4.289)
Countries	126	114	126	114
R-squared	0.441	0.710	0.266	0.617

Dependent variable indicated in column header. Robust standard errors in parentheses.

*** $p < 0.01$, ** $p < 0.05$, * $p < 0.1$

find that the EFW index alone explains over 26% of the variation in knowledge and technology outputs and is positive and highly significant statistically, even after accounting for the potential influence of legal origins, geography, religion, ethnolinguistic fractionalization, and the disease environment in model 4.

2SLS results

Our analysis thus far suggests that the EFW index is strongly and positively associated with innovative entrepreneurship. Because of limitations in the methodologies employed, we cannot definitely establish causality because it is plausible that innovative entrepreneurship, or its absence, may influence institutional and policy changes such that economic freedom is endogenous to innovative entrepreneurship. Although space does not allow a full treatment of this issue, we attempt to address it with a Two-Stage Least Squares (2SLS) model. Building on the work of Nikolaev and Salahodjaev (2017), who show that economic freedom has its origins in the historical prevalence of infectious diseases across countries (Murray and Schaller, 2010), we use historical disease pathogens as an instrumental variable for economic freedom.

Infectious diseases are historically a major source of morbidity, mortality, and natural selection, responsible for more evolutionary action across the human genome than any other environmental factor (Fumagalli, Sironi, Pozzoli, Ferrer-Admettla, Pattini, and Nielsen, 2011). The Parasite Stress Theory of Values and Sociality describes an evolutionary process linking the historical prevalence of infectious diseases to the development of cultural attitudes, beliefs, and values towards out-group and in-group members as an adaptive psychological immune-system response. Out-group members may carry novel parasites for which local immunity has not been developed and/or they may lack the knowledge of local parasite infection norms and customs related to, for example, hygiene and food preparation (Fincher and Thornhill, 2008). In an effort to safeguard against exposure to, and the contagion of, infectious diseases, groups of people living in regions with high levels of pathogenic stress developed various forms of prejudice against out-group members and in-group assortative sociality (for example, philopatry, xenophobia, and ethnocentrism), leading to more collectivistic cultural values. Meanwhile, groups of people living in regions with low levels of infectious disease stress were less concerned with contracting infectious diseases from out-group members and were therefore more open to economic and social interactions with outsiders, leading to more individualistic cultural values (Fincher, Thornhill, Murray, and Schaller, 2008). As Nikolaev and Salahodjaev explain, “the historical prevalence of infectious diseases ... shaped cultural values associated with collectivism ... which, in turn, led to the development of economic institutions that are inconsistent with the principles of economic freedom” (2017: 124). In other words, countries with high [low] levels of disease pathogens developed more collectivist [individualistic] cultural values, resulting in the development of less [more] economically free institutions.

We report the 2SLS results in table 4.3. Odd-numbered models report the first-stage results in which the EFW index is the dependent variable and is regressed on disease pathogens and a set of control variables. Even-numbered models report the second-stage results in which our measures of innovative entrepreneurship are the dependent variables and are regressed on the predicted values of the EFW index from the analogous first-stage estimates and the set of control variables.

Table 4.3: Economic freedom and innovative entrepreneurship, 2SLS results

	(1) EFW index	(2) Creative Outputs	(3) EFW index	(4) Creative Outputs	(5) EFW index	(6) Knowledge and Tech Outputs	(7) EFW index	(8) Knowledge and Tech Outputs
Disease Pathogens	−0.633*** (0.092)		−0.417*** (0.131)		−0.633*** (0.093)		−0.417*** (0.131)	
EFW Index		22.52*** (2.852)		20.55*** (5.813)		20.07*** (3.137)		16.86*** (6.119)
LO: Socialist			−0.403 (0.313)	−1.686 (6.049)			−0.403 (0.313)	−13.39** (6.367)
LO: French			−0.246 (0.330)	2.020 (6.438)			−0.246 (0.330)	−7.118 (6.778)
LO: Great Britain			0.193 (0.316)	−6.397 (5.941)			0.193 (0.316)	−13.30** (6.254)
LO: Scandinavian			−0.513 (0.506)	−1.833 (10.11)			−0.513 (0.506)	−5.100 (10.64)
Latitude			0.005 (0.003)	0.053 (0.076)			0.005 (0.003)	0.126 (0.080)
Muslim			−0.006** (0.003)	0.031 (0.053)			−0.006** (0.003)	−0.037 (0.056)
Catholic			0.001 (0.003)	−0.022 (0.049)			0.001 (0.003)	−0.076 (0.052)
Protestant			−0.000 (0.005)	0.080 (0.092)			−0.000 (0.005)	−0.038 (0.096)
Fractionalization			−0.581** (0.270)	−0.843 (6.590)			−0.581** (0.270)	0.301 (6.937)
Stage	1 st	2 nd	1 st	2 nd	1 st	2 nd	1 st	2 nd
Countries	116	116	114	114	116	116	114	114
R-squared	0.290		0.447		0.290		0.447	
IV F-stat		46.61		10.11		46.61		10.11

Dependent variable indicated in column header. Odd-numbered models are first-stage estimates. Even-numbered models are corresponding second-stage estimates. Robust standard errors in parentheses. IV F-stat is the first-stage F-statistic, which is used to test for weak instrumental variables. Because we have a single endogenous regressor, the Staiger-Stock rule of thumb is that instruments be deemed weak if IV F-stat < 10.

*** p<0.01, ** p<0.05, * p<0.1

Models 1–2 and 5–6 do not include any control variables, while models 3–4 and 7–8 control for the same set of variables included in the OLS model. Across all specification, we document that the historical prevalence of infectious diseases is negatively associated with less economic freedom, which in turn is strongly and positively associated with both measures of innovative outputs. Our results suggest that a one-point increase in the EFW index is associated with increases in creative outputs of 22 points and in knowledge and technology outputs of 20 points. These effects, if taken as causal, are large and economically meaningful. For example, if a country such as Zimbabwe, which is at the bottom quartile of the GII creative outputs rankings, were to enact liberalizing economic reforms that resulted in a one-point improvement in its EFW index score, it would advance to the forefront of the second quartile of most creative countries in the rankings.

Overall, the results are highly consistent with our main findings reported above and provide suggestive evidence that economic freedom is a causal determinant of innovative entrepreneurship. These results contribute to the growing body of evidence that institutions and policies consistent with the principles of economic freedom encourage productive entrepreneurship and innovation. This suggests that policy makers desiring to facilitate more innovative entrepreneurship should consider enacting institutional and policy reforms that enhance economic freedom, rather than intervening in markets with policy schemes that inefficiently redistribute resources through the political process and may create perverse incentives and generate unintended consequences.

SEM results

Our results thus far suggest that economic freedom exerts a positive direct effect on innovative entrepreneurship, even after controlling for a number of potentially confounding factors. Economic freedom may also influence innovative entrepreneurship indirectly through a number of other channels such as economic development (Bennett, Faria, Gwartney, and Morales, 2017; Faria and Montesinos, 2009), human capital (Berggren and Jordahl, 2006; Faria, Montesinos-Yufa, Morales, and Navarro, 2016), infrastructure investments (Du, Lu, and Tao, 2008; Gwartney, Holcombe, and Lawson, 2006), income inequality (Bennett and Nikolaev, 2016, 2017; Bennett and Vedder, 2013), and market and business sophistication (Banalieva, Cuervo-Cazurra, and Sarathy, 2018; Cuervo-Cazurra and Dau, 2009; Hafer, 2013).¹⁰

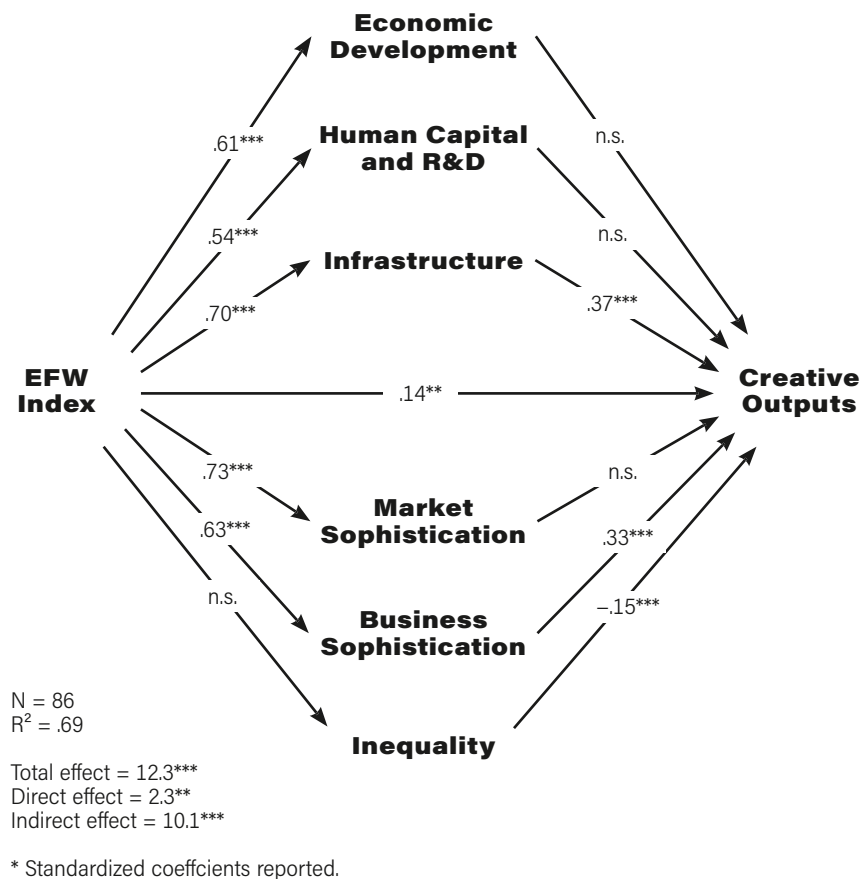
We therefore examine how economic freedom may affect creative innovation through these channels using a Structural Equation Model (SEM) analysis. We use data from the GII innovation input sub-index to measure human capital and research, infrastructure, and both business and market sophistication. Specifically, we use the pillar scores for each of these variables, which are composed of several underlying sub-pillar measures. We use the natural log of 2016 per-capita GPD figures from the World Bank's *World Development Indicators* dataset as our measure of economic development and the net income Gini coefficient from Solt (2016) as our measure of inequality.

Figure 4.3 depicts the results from our SEM in which the EFW index has both a direct and indirect effect on creative outputs via the channels previously described. For ease of interpretation, all reported coefficients are standardized. For example, an increase of one standard deviation in the EFW index is associated with an increase of 0.14 standard deviation in creative outputs. This represents the direct effect of economic freedom on creative entrepreneurship. As an example of the indirect effect of economic freedom, a standard-deviation increase in the EFW index is associated with an increase of 0.70 standard deviation in innovative infrastructure, which in turn increases creative outputs by 0.37 standard deviation. We also find that the EFW index exerts a positive and statistically significant effect on all of the other channels except inequality, but economic freedom only exerts an indirect effect on creative outputs through the channel of business sophistication.

10 These factors are plausibly caused by economic freedom, whereas the set of variables held constant in the OLS and 2SLS models are not. Because of the potential causal relationship between economic freedom and these development outcomes, controlling for them in the OLS and 2SLS models would introduce considerable multicollinearity that would reduce both the magnitude of the effect for economic freedom and its statistical significance.

Overall, our SEM explains nearly 70% of the variation in creative entrepreneurship. Interestingly, we find the indirect effect of economic freedom (unstandardized value = 10.1, $p < 0.001$) to be five times larger than the direct positive effect (unstandardized value = 2.3, $p < 0.001$). While we view these results as somewhat exploratory in nature and in need of additional theoretical motivation and robustness checks, they nonetheless suggest that economic freedom may exert indirect effects on innovation and entrepreneurship through multiple channels.

Figure 4.3: Economic freedom and creative entrepreneurship, SEM results



Conclusion

Policy makers and scholars around the world increasingly recognize the importance of entrepreneurship for job creation and economic growth. For this reason, encouraging entrepreneurship is now generally considered a proper function of public policy. Acs and Szerb note that “any society interested in encouraging entrepreneurship must make it rewarding and easy to do” (2007: 111). Policies encouraging entrepreneurship in practice often seek to reduce the costs of entrepreneurship by intervening in the market process, offering various sorts of subsidies to certain firms or industries. While there is mixed evidence that interventionist entrepreneurship policies provide economic benefits, the market-distorting costs and unintended consequences of such policies are often ignored.

Meanwhile, there is a growing body of empirical evidence that institutions and policies consistent with the principles of economic freedom are positively associated with entrepreneurship. Most of this research has used self-employment or firm-entry rates as a measure of entrepreneurship. Such measures more closely reflect the Kirznerian or replicative notion of entrepreneurship, whereas our analysis employs novel measures of creative and knowledge and technology innovation. These measures better reflect the notion of Schumpeterian or innovative entrepreneurship. Our results indicate that more economically free countries have higher levels of innovative entrepreneurial activity.

Both Kirznerian and Schumpeterian entrepreneurship are important for economic advancement. Kirznerian entrepreneurs act as equilibrating agents who facilitate efficiency in the market process, leading to enhanced competition, lower prices, and larger quantities of goods and services being produced. Schumpeterian entrepreneurs, meanwhile, are disruptive agents who create completely new products and technological advancements that radically reshape our way of life and improve living standards. Our analysis, in combination with previous research, suggests that economic freedom is an important determinant of both types of entrepreneurship.

This suggests that countries seeking to encourage more entrepreneurship and innovation should consider increasing the degree to which economic resources are allocated through markets rather than the political process, reducing regulatory barriers to starting and running a business, limiting policy distortions of the product and labor markets, and improving the protection of private property and the even-handed enforcement of contracts. Economic freedom provides the institutional environment that encourages markets and rewards productive entrepreneurial activity (Baumol, 1990; Holcombe, 1998; Sobel, 2008), serving as the antecedent for entrepreneurship and innovation (Bjørnskov and Foss, 2016). As Acs and colleagues note, “economic institutions ... help to allocate resources to their most efficient uses; they determine who gets profits, revenues, and residual rights of control ... entrepreneurs, operating in productive institutional environments, provide the transmission mechanism from innovation to economic growth” (2018: 505).

References

- Acemoglu, D., Johnson, S., and Robinson, J. A. (2001). The Colonial Origins of Comparative Development: An Empirical Investigation. *American Economic Review* 91: 1369–1401.
- Acs, Z.J. (ed.) (1999). *Are Small Firms Important? Their Role and Impact*. Springer.
- Acs, Z.J., Åstebro, T., Audretsch, D., and Robinson, D.T. (2016). Public Policy to Promote Entrepreneurship: A Call to Arms. *Small Business Economics* 47, 1: 35–51. <<https://doi.org/10.1007/s11187-016-9712-2>>.
- Acs, Z.J., and Audretsch, D.B. (1990). *Innovation and Small Firms*. MIT Press.
- Acs, Z.J., Estrin, S., Mickiewicz, T., and Szerb, L. (2018). Entrepreneurship, Institutional Economics, and Economic Growth: An Ecosystem Perspective. *Small Business Economics* 51, 2: 501–514. <<https://doi.org/10.1007/s11187-018-0013-9>>.
- Acs, Z.J., and Mueller, P. (2007). Employment Effects of Business Dynamics: Mice, Gazelles and Elephants. *Small Business Economics* 30, 1: 85–100. <<https://doi.org/10.1007/s11187-007-9052-3>>.
- Acs, Z.J., and Szerb, L. (2007). Entrepreneurship, Economic Growth and Public Policy. *Small Business Economics* 28: 109–122. <<https://doi.org/10.1007/s11187-006-9012-3>>.
- Alesina, A., Devleeschauwer, A., Easterly, W., Kurlat, S., and Wacziarg, R. (2003). Fractionalization. *Journal of Economic Growth* 8: 155–194. <<https://doi.org/10.1023/A:1024471506938>>.
- Alperovych, Y., Hübner, G., and Lobet, F. (2015). How Does Governmental versus Private Venture Capital Backing Affect a Firm's Efficiency? Evidence from Belgium. *Journal of Business Venturing* 30: 508–525. <<https://doi.org/10.1016/j.jbusvent.2014.11.001>>.
- Alvarez, S.A., and Barney, J.B. (2007). Discovery and Creation: Alternative Theories of Entrepreneurial Action. *Strategic Entrepreneurship Journal* 1, 1–2: 11–26. <<https://doi.org/10.1002/sej.4>>.
- Angulo-Guerrero, M.J., Pérez-Moreno, S., and Abad-Guerrero, I.M. (2017). How Economic Freedom Affects Opportunity and Necessity Entrepreneurship in the OECD Countries. *Journal of Business Research* 73: 30–37. <<https://doi.org/10.1016/j.jbusres.2016.11.017>>.
- Armour, J., and Cumming, D. (2006). The Legislative Road to Silicon Valley. *Oxford Economic Papers* 58, 4: 596–635. Retrieved from JSTOR.
- Aschauer, D.A. (1989). Does Public Capital Crowd Out Private Capital? *Journal of Monetary Economics* 24: 171–188. <[https://doi.org/10.1016/0304-3932\(89\)90002-0](https://doi.org/10.1016/0304-3932(89)90002-0)>.
- Åstebro, T., and Tåg, J. (2017). Gross, Net, and New Job Creation by Entrepreneurs. *Journal of Business Venturing Insights* 8: 64–70. <<https://doi.org/10.1016/j.jbvi.2017.06.001>>.
- Banalieva, E.R., Cuervo-Cazurra, A., and Sarathy, R. (2018). Dynamics of Pro-Market Institutions and Firm Performance. *Journal of International Business Studies* 49, 7: 858–880. <<https://doi.org/10.1057/s41267-018-0155-7>>.
- Barnatchez, K., and Lester, R. (2017). The Relationship between Economic Freedom and Economic Dynamism. *Contemporary Economic Policy* 35: 358–372. <<https://doi.org/10.1111/coep.12194>>.

- Barro, R.J., and McCleary, R.M. (2003). Religion and Economic Growth across Countries. *American Sociological Review* 68: 760–781. <<https://doi.org/10.2307/1519761>>.
- Baumol, W.J. (1990). Entrepreneurship: Productive, Unproductive, and Destructive. *Journal of Political Economy* 98: 893–921.
- Baumol, W.J. (2010). *The Microtheory of Innovative Entrepreneurship*. Princeton University Press.
- Bennett, D.L. (2018). Infrastructure Investments and Entrepreneurial Dynamism in the U.S. *Journal of Business Venturing* (forthcoming). <<https://doi.org/10.1016/j.jbusvent.2018.10.005>>.
- Bennett, D.L. (2019). Local Economic Freedom and Creative Destruction in America. *Small Business Economics* (forthcoming). <<https://doi.org/10.1007/s11187-019-00222-0>>.
- Bennett, D.L., Faria, H.J., Gwartney, J.D., and Morales, D.R. (2017). Economic Institutions and Comparative Economic Development: A Post-Colonial Perspective. *World Development* 96: 503–519. <<http://dx.doi.org/10.1016/j.worlddev.2017.03.032>>.
- Bennett, D.L., and Nikolaev, B. (2016). Factor Endowments, the Rule of Law and Structural Inequality. *Journal of Institutional Economics* 12, 04: 773–795. <<https://doi.org/10.1017/S1744137416000084>>.
- Bennett, D.L., and Nikolaev, B. (2017). On the Ambiguous Economic Freedom–Inequality Relationship. *Empirical Economics* 53: 717–754. <<https://doi.org/10.1007/s00181-016-1131-3>>.
- Bennett, D.L., and Nikolaev, B. (2019). The Historical Prevalence of Infectious Diseases and Global Innovation. Working Paper, Baugh Center for Entrepreneurship and Free Enterprise.
- Bennett, D.L., and Vedder, R.K. (2013). A Dynamic Analysis of Economic Freedom and Income Inequality in the 50 U.S. States: Empirical Evidence of a Parabolic Relationship. *Journal of Regional Analysis and Policy* 43: 42–55.
- Berggren, N., and Jordahl, H. (2006). Free to Trust: Economic Freedom and Social Capital. *Kyklos* 59: 141–169. <<https://doi.org/10.1111/j.1467-6435.2006.00324.x>>.
- Birch, D. (1979). *The Job Generation Process*. Massachusetts Institute of Technology.
- Birch, D. (1981). Who Creates Jobs? *Public Interest* 65, 3: 3–14.
- Birch, D. (1987). *Job Creation in America: How Our Smallest Companies Put the Most People to Work*. University of Illinois at Urbana-Champaign's Academy for Entrepreneurial Leadership Historical Research Reference in Entrepreneurship.
- Bjørnskov, C., and Foss, N.J. (2008). Economic Freedom and Entrepreneurial Activity: Some Cross-Country Evidence. *Public Choice* 134, 3–4: 307–328. <<https://doi.org/10.1007/s11127-007-9229-y>>.
- Bjørnskov, C., and Foss, N.J. (2012). How Institutions of Liberty Promote Entrepreneurship and Growth. In J. Gwartney, R. Lawson, and J. Hall, *Economic Freedom of the World: 2012 Annual Report* (Fraser Institute): 247–270.
- Bjornskov, C., and Foss, N.J. (2016). Institutions, Entrepreneurship, and Economic Growth: What Do We Know and What Do We Still Need to Know? *Academy of Management Perspectives* 30: 292–315. <<https://doi.org/10.5465/amp.2015.0135>>.

- Block, J.H., Colombo, M.G., Cumming, D.J., and Vismara, S. (2018). New Players in Entrepreneurial Finance and Why They Are There. *Small Business Economics* 50, 2: 239–250. <<https://doi.org/10.1007/s11187-016-9826-6>>.
- Block, J.H., Fisch, C.O., and van Praag, M. (2018). Quantity and Quality of Jobs by Entrepreneurial Firms. *Oxford Review of Economic Policy* 34, 4: 565–583. <<https://doi.org/10.1093/oxrep/gry016>>.
- Bologna, B.J. (2014). A Spatial Analysis of Entrepreneurship and Institutional Quality: Evidence from U.S. Metropolitan Areas. *Journal of Regional Analysis and Policy* 44, 2: 109–131.
- Boudreaux, C.J., and Nikolaev, B. (2018). Capital Is Not Enough: Opportunity Entrepreneurship and Formal Institutions. *Small Business Economics*. <<https://doi.org/10.1007/s11187-018-0068-7>>.
- Boudreaux, C.J., Nikolaev, B., and Klein, P. (2018). Socio-Cognitive Traits and Entrepreneurship: The Moderating Role of Economic Institutions. *Journal of Business Venturing* 34, 1: 178–196. <<https://doi.org/10.1016/j.jbusvent.2018.08.003>>.
- Brander, J., Du, Q., and Hellmann, T. (2015). The Effects of Government-Sponsored Venture Capital: International Evidence. *Review of Finance* 19, 2: 571–618. <<https://doi.org/10.1093/rof/rfu009>>.
- Brander, J., Egan, E., and Hellmann, T. (2008). Government Sponsored versus Private Venture Capital: Canadian Evidence. (NBER Working paper No. 14029). <<https://doi.org/10.3386/w14029>>.
- Brown, R., Mawson, S., and Mason, C. (2017). Myth-Busting and Entrepreneurship Policy: The Case of High Growth Firms. *Entrepreneurship and Regional Development* 29, 5–6: 414–443. <<https://doi.org/10.1080/08985626.2017.1291762>>.
- Campbell, N., and Rogers, T.M. (2007). Economic Freedom and Net Business Formation. *Cato Journal* 27, 1: 23–36.
- Carree, M.A., and Thurik, A.R. (2003). The Impact of Entrepreneurship on Economic Growth. In Z.J. Acs and D.B. Audretsch (eds.), *Handbook of Entrepreneurship Research: An Interdisciplinary Survey and Introduction* (Springer): 437–471.
- Chang, S.-J., and Wu, B. (2014). Institutional Barriers and Industry Dynamics: New Entrants and Institutional Barriers. *Strategic Management Journal* 35, 8: 1103–1123. <<https://doi.org/10.1002/smj.2152>>.
- Coad, A., Daunfeldt, S.-O., Holzl, W., Johansson, D., and Nightingale, P. (2014). High-Growth Firms: Introduction to the Special Section. *Industrial and Corporate Change* 23, 1: 91–112. <<https://doi.org/10.1093/icc/dtt052>>.
- Coad, A., Frankish, J. S., Roberts, R. G., and Storey, D. J. (2016). Predicting New Venture Survival and Growth: Does the Fog Lift? *Small Business Economics* 47, 1: 217–241. <<https://doi.org/10.1007/s11187-016-9713-1>>.
- Colombelli, A., Krafft, J., and Vivarelli, M. (2016). To Be Born Is Not Enough: The Key Role of Innovative Start-Ups. *Small Business Economics* 47, 2: 277–291. <<https://doi.org/10.1007/s11187-016-9716-y>>.
- Colombo, M.G., Cumming, D.J., and Vismara, S. (2016). Governmental Venture Capital for Innovative Young Firms. *Journal of Technology Transfer* 41: 10–24. <<http://dx.doi.org/10.1007/s10961-014-9380-9>>.
- Cuervo-Cazurra, A., and Dau, L.A. (2009). Promarket Reforms and Firm Profitability in Developing Countries. *Academy of Management Journal* 52, 6: 1348–1368. <<https://doi.org/10.5465/amj.2009.47085192>>.

- Cumming, D. (2007). Government Policy towards Entrepreneurial Finance: Innovation Investment Funds. *Journal of Business Venturing* 22: 193–235. <<https://doi.org/10.1016/j.jbusvent.2005.12.002>>.
- Cumming, D., Grilli, L., and Murtinu, S. (2017). Governmental and Independent Venture Capital Investments in Europe: A Firm-Level Performance Analysis. *Journal of Corporate Finance* 42: 439–459. <<https://doi.org/10.1016/j.jcorpfin.2014.10.016>>.
- Cumming, D., Johan, S., and Zhang, Y. (2018). Public Policy towards Entrepreneurial Finance: Spillovers and the Scale-Up Gap. *Oxford Review of Economic Policy* 34, 4: 652–675. <<https://doi.org/10.1093/oxrep/gry012>>.
- Cumming, D., and MacIntosh, J.G. (2006). Crowding Out Private Equity: Canadian Evidence. *Journal of Business Venturing* 21: 569–609. <<https://doi.org/10.1016/j.jbusvent.2005.06.002>>.
- Dau, L.A., and Cuervo-Cazurra, A. (2014). To Formalize or Not to Formalize: Entrepreneurship and Pro-Market Institutions. *Journal of Business Venturing* 29: 668–686. <<https://doi.org/10.1016/j.jbusvent.2014.05.002>>.
- De Haan, J., Lundström, S., and Sturm, J.-E. (2006). Market-Oriented Institutions and Policies and Economic Growth: A Critical Survey. *Journal of Economic Surveys* 20: 157–191. <<https://doi.org/10.1111/j.0950-0804.2006.00278.x>>.
- Decker, R., Haltiwanger, J., Jarmin, R., and Miranda, J. (2014). The Role of Entrepreneurship in US Job Creation and Economic Dynamism. *Journal of Economic Perspectives* 28: 3–24.
- Du, J., Lu, Y., and Tao, Z. (2008). Economic Institutions and Fdi Location Choice: Evidence from US Multinationals in China. *Journal of Comparative Economics* 36, 3: 412–429. <<https://doi.org/10.1016/j.jce.2008.04.004>>.
- Dutta, S., Lanvin, B., and Wunsch-Vincent, S. (2018). *Global Innovation Index 2018: Energizing the World with Innovation* (11th Edition). Cornell University, INSEAD, and WIPO.
- Easterly, W., and Levine, R. (2001). It's Not Factor Accumulation: Stylized Facts and Growth Models. *World Bank Economic Review* 15: 177–219.
- Faria, H.J., and Montesinos, H.M. (2009). Does Economic Freedom Cause Prosperity? An IV Approach. *Public Choice* 141: 103–127.
- Faria, H.J., Montesinos-Yufa, H.M., Morales, D.R., and Navarro, C.E. (2016). Unbundling the Roles of Human Capital and Institutions in Economic Development. *European Journal of Political Economy* 45: 108–128. <<http://dx.doi.org/10.1016/j.ejpoleco.2016.08.001>>.
- Fincher, C.L., and Thornhill, R. (2008). Assortative Sociality, Limited Dispersal, Infectious Disease and the Genesis of the Global Pattern of Religion Diversity. *Proceedings of the Royal Society B: Biological Sciences* 275, 1651: 2587–2594.
- Fincher, C.L., Thornhill, R., Murray, D.R., and Schaller, M. (2008). Pathogen Prevalence Predicts Human Cross-Cultural Variability in Individualism/Collectivism. *Proceedings of the Royal Society B: Biological Sciences* 275, 1640: 1279–1285.
- Fotopoulos, G., and Storey, D.J. (2018). Public Policies to Enhance Regional Entrepreneurship: Another Programme Failing to Deliver? *Small Business Economics* 53, 1: 189–209. <<https://doi.org/10.1007/s11187-018-0021-9>>.
- Fritsch, M. (2008). How Does New Business Formation Affect Regional Development? Introduction to the Special Issue. *Small Business Economics* 30, 1: 1–14. Retrieved from JSTOR.

- Fumagalli, M., Sironi, M., Pozzoli, U., Ferrer-Admettla, A., Pattini, L., and Nielsen, R. (2011). Signatures of Environmental Genetic Adaptation Pinpoint Pathogens as the Main Selective Pressure through Human Evolution. *PLoS Genetics* 7, 11: e1002355.
- Global Entrepreneurship Monitor [GEM] (2017). *Global Entrepreneurship Monitor 2016/2017 Global Report*. Global Entrepreneurship Research Association.
- Gohmann, S.F. (2012). Institutions, Latent Entrepreneurship, and Self-Employment: An International Comparison. *Entrepreneurship Theory and Practice* 36, 2: 295–321. <<https://doi.org/10.1111/j.1540-6520.2010.00406.x>>.
- Gohmann, S.F., Hobbs, B.K., and McCrickard, M. (2008). Economic Freedom and Service Industry Growth in the United States. *Entrepreneurship Theory and Practice* 32: 855–874. <<https://doi.org/10.1111/j.1540-6520.2008.00259.x>>.
- Gramlich, E.M. (1994). Infrastructure Investment: A Review Essay. *Journal of Economic Literature* 32: 1176–1196.
- Guerini, M., and Quas, A. (2016). Governmental Venture Capital in Europe: Screening and Certification. *Journal of Business Venturing* 31, 2: 175–195. <<https://doi.org/10.1016/j.jbusvent.2015.10.001>>.
- Gustafsson, A., Tingvall, P.G., and Halvarsson, D. (2017). *Picking Winners or Picking Whiners? The Logic and Performance of Multiple Subsidized Firms*. Sweden.
- Gwartney, J., Holcombe, R., and Lawson, R. (2006). Institutions and the Impact of Investment on Growth. *Kyklos* 59: 255–273. <<https://doi.org/10.1111/j.1467-6435.2006.00327.x>>.
- Gwartney, J., and Lawson, R. (2003). The Concept and Measurement of Economic Freedom. *European Journal of Political Economy* 19: 405–430. <[https://doi.org/10.1016/S0176-2680\(03\)00007-7](https://doi.org/10.1016/S0176-2680(03)00007-7)>.
- Gwartney, J., Lawson, R., and Hall, J. (2012). *Economic Freedom of the World: 2012 Annual Report*. Fraser Institute. <<https://www.fraserinstitute.org/research/economic-freedom-of-the-world-2012-annual-report>>.
- Gwartney, J., Lawson, R., Hall, J., and Murphy, R. (2018). *Economic Freedom of the World: 2018 Annual Report*. Fraser Institute. <<https://www.fraserinstitute.org/studies/economic-freedom-of-the-world-2018-annual-report>>.
- Hafer, R.W. (2013). Economic Freedom and Financial Development: International Evidence. *Cato Journal* 33: 111–126.
- Haltiwanger, J., Jarmin, R.S., and Miranda, J. (2013). Who Creates Jobs? Small versus Large versus Young. *Review of Economics and Statistics*, 92: 347.
- Hayek, F.A. (1945). The Use of Knowledge in Society. *American Economic Review* 35: 519–530.
- Henrekson, M., and Johansson, D. (2010). Gazelles as Job Creators: A Survey and Interpretation of the Evidence. *Small Business Economics* 35, 2: 227–244. <<https://doi.org/10.1007/s11187-009-9172-z>>.
- Henrekson, M., and Sanandaji, T. (2014). Small Business Activity Does Not Measure Entrepreneurship. *Proceedings of the National Academy of Sciences* 111: 1760.
- Holcombe, R.G. (1998). Entrepreneurship and Economic Growth. *Quarterly Journal of Austrian Economics* 1: 45–62.
- Holcombe, R.G. (2013). Crony Capitalism: By-Product of Big Government. *Independent Review* 17 4: 541–559.
- Hurst, E., and Pugsley, B.W. (2011). What Do Small Businesses Do? *Brookings Papers on Economic Activity* (Fall): 73–142.

- Kirchhoff, B.A., and Phillips, B.D. (1988). The Effect of Firm Formation and Growth on Job Creation in the United States. *Journal of Business Venturing* 3, 4: 261–272. <[https://doi.org/10.1016/0883-9026\(88\)90008-0](https://doi.org/10.1016/0883-9026(88)90008-0)>.
- Kirzner, I.M. (1973). *Competition and Entrepreneurship*. University of Chicago Press.
- Kirzner, I.M. (1997). Entrepreneurial Discovery and the Competitive Market Process: An Austrian Approach. *Journal of Economic Literature* 35: 60–85.
- Klapper, L.F., Amit, R., and Guillen, M.F. (2010). Entrepreneurship and Firm Formation across Countries. In J. Lerner and A. Schoar (eds.), *International Differences in Entrepreneurship* (University of Chicago Press): 129–158. <<https://doi.org/10.7208/chicago/9780226473109.001.0001>>.
- Knight, F. H. (2012). *Risk, Uncertainty and Profit*. Courier Corporation.
- Kreft, S.F., and Sobel, R.S. (2005). Public Policy, Entrepreneurship, and Economic Freedom. *Cato Journal* 25, 3: 595–616.
- La Porta, R., Lopez-de-Silanes, F., and Shleifer, A. (2008). The Economic Consequences of Legal Origins. *Journal of Economic Literature* 46, 285–332. <<https://doi.org/10.1257/jel.46.2.285>>.
- Lerner, J. (2002). When Bureaucrats Meet Entrepreneurs: The Design of Effective “Public Venture Capital” Programmes. *Economic Journal* 112: F73–F84.
- Lerner, J. (2009). *Boulevard of Broken Dreams: Why Public Efforts to Boost Entrepreneurship and Venture Capital Have Failed—and What to Do about It*. Princeton University Press.
- Lerner, J. (2010). The Future of Public Efforts to Boost Entrepreneurship and Venture Capital. *Small Business Economics* 35: 255–264. <<http://dx.doi.org/10.1007/s11187-010-9298-z>>.
- Mason, C., and Brown, R. (2013). Creating Good Public Policy to Support High-Growth Firms. *Small Business Economics* 40, 2: 211–225. <<https://doi.org/10.1007/s11187-011-9369-9>>.
- McMullen, J.S., Bagby, D.R., and Palich, L.E. (2008). Economic Freedom and the Motivation to Engage in Entrepreneurial Action. *Entrepreneurship Theory and Practice* 32: 875–895. <<https://doi.org/10.1111/1/j.1540-6520.2008.00260.x>>.
- Murphy, R.H., and O’Reilly, C. (2018). Applying Panel Vector Autoregression to Institutions, Human Capital, and Output. *Empirical Economics* (forthcoming). <<https://doi.org/10.1007/s00181-018-1562-0>>.
- Murray, D.R., and Schaller, M. (2010). Historical Prevalence of Infectious Diseases within 230 Geopolitical Regions: A Tool for Investigating Origins of Culture. *Journal of Cross-Cultural Psychology* 41, 1: 99–108. <<https://doi.org/10.1177/0022022109349510>>.
- Neumark, D., Wall, B., and Zhang, J. (2011). Do Small Businesses Create More Jobs? New Evidence for the United States from the National Establishment Time Series. *Review of Economics and Statistics* 93, 1: 16–29. Retrieved from JSTOR.
- Nikolaev, B., Boudreaux, C.J., and Palich, L. (2018). Cross-Country Determinants of Early-Stage Necessity and Opportunity-Motivated Entrepreneurship: Accounting for Model Uncertainty. *Journal of Small Business Management* 56 (S1): 243–280. <<https://doi.org/10.1111/jsbm.12400>>.
- Nikolaev, B., and Salahodjaev, R. (2017). Historical Prevalence of Infectious Diseases, Cultural Values, and the Origins of Economic Institutions. *Kyklos* 70: 97–128.

- Nyström, K. (2008). The Institutions of Economic Freedom and Entrepreneurship: Evidence from Panel Data. *Public Choice* 136: 269–282. <<http://dx.doi.org/10.1007/s11127-008-9295-9>>.
- Park, S.H., Li, S., and Tse, D.K. (2006). Market Liberalization and Firm Performance during China's Economic Transition. *Journal of International Business Studies* 37, 1: 127–147. <<https://doi.org/10.1057/palgrave.jibs.8400178>>.
- Saunoris, J.W., and Sajny, A. (2017). Entrepreneurship and Economic Freedom: Cross-Country Evidence from Formal and Informal Sectors. *Entrepreneurship and Regional Development* 29, 3–4: 292–316. <<https://doi.org/10.1080/08985626.2016.1267806>>.
- Schumpeter, J.A. (1934). *The Theory of Economic Development: An Inquiry into Profits, Capital, Credit, Interest, and the Business Cycle*. R. Opie, Trans. Harvard University Press.
- Schumpeter, J.A. (1942). *Capitalism, Socialism, and Democracy*. Harper.
- Shane, S. (2000). Prior Knowledge and the Discovery of Entrepreneurial Opportunities. *Organization Science* 11, 4: 448–469. <<https://doi.org/10.1287/orsc.11.4.448.14602>>.
- Shane, S. (2009). Why Encouraging More People to Become Entrepreneurs Is Bad Public Policy. *Small Business Economics* 33: 141–149. <<https://doi.org/10.1007/s11187-009-9215-5>>.
- Shane, S., and Venkataraman, S. (2000). The Promise of Entrepreneurship as a Field of Research. *Academy of Management Review* 25: 217–226.
- Smith, A. (1776). *An Inquiry into the Nature and Causes of the Wealth of Nations*. Edwin Cannan, Ed. Library of Economics and Liberty.
- Sobel, R.S. (2008). Testing Baumol: Institutional Quality and the Productivity of Entrepreneurship. *Journal of Business Venturing* 23: 641–655. <<https://doi.org/10.1016/j.jbusvent.2008.01.004>>.
- Sobel, R.S., Clark, J.R., and Lee, D.R. (2007). Freedom, Barriers to Entry, Entrepreneurship, and Economic Progress. *Review of Austrian Economics* 20, 4: 221–236.
- Solt, Frederick (2016). The Standardized World Income Inequality Database*. *Social Science Quarterly* 97: 1267–1281. <<https://doi.org/10.1111/ssqu.12295>>.
- Stigler, G. J. (1971). The Theory of Economic Regulation. *Bell Journal of Economics and Management Science* 2, 1: 3–21. <<https://doi.org/10.2307/3003160>>.
- Thurik, A.R. (2009). Entrepreneuromics: Entrepreneurship, Economic Growth and Policy. In Z.J. Acs, D. Audretsch, and R. Strom (eds.), *Entrepreneurship, Growth and Public Policy* (Cambridge University Press): 219–249.
- Tran, H.T. (2018). Institutional Quality and Market Selection in the Transition to Market Economy. *Journal of Business Venturing* (forthcoming). <<https://doi.org/10.1016/j.jbusvent.2018.07.001>>.
- Tullock, G. (1967). The Welfare Costs of Tariffs, Monopolies, and Tariffs. *Economic Inquiry* 5, 3: 224–232.
- Tuszynski, M.P., and Stansel, D. (2018). Targeted State Economic Development Incentives and Entrepreneurship. *Journal of Entrepreneurship and Public Policy* 7, 3: 235–247.
- Van Stel, A., Carree, M., and Thurik, R. (2005). The Effect of Entrepreneurial Activity on National Economic Growth. *Small Business Economics* 24, 3: 311–321. Retrieved from JSTOR.

- Van Stel, A., and Storey, D. (2004). The Link between Firm Births and Job Creation: Is There a Upas Tree Effect? *Regional Studies* 38, 8: 893–909. <<https://doi.org/10.1080/0034340042000280929>>.
- Von Mises, L. (1990). *Economic Freedom and Interventionism: An Anthology of Articles and Essays*. Foundation for Economic Education.
- Voss, G.M. (2002). Public and Private Investment in the United States and Canada. *Economic Modelling* 19: 641–664. <[https://doi.org/10.1016/S0264-9993\(00\)00074-2](https://doi.org/10.1016/S0264-9993(00)00074-2)>.
- Wagner, G. A., and Bologna Pavlik, J. (2019). *Patent Intensity and Concentration: The Effect of Institutional Quality on MSA Patent Activity*. SSRN Scholarly Paper No. ID 3365314. Retrieved from Social Science Research Network. <<https://papers.ssrn.com/abstract=3365314>>.
- Webb, J. W., Tihanyi, L., Ireland, R. D., and Sirmon, D. G. (2009). You Say Illegal, I Say Legitimate: Entrepreneurship in the Informal Economy. *Academy of Management Review* 34, 3: 492–510.
- Wennekers, S., and Thurik, R. (1999). Linking Entrepreneurship and Economic Growth. *Small Business Economics* 13: 27–56. <<https://doi.org/10.1023/A:1008063200484>>.
- Wong, P.K., Ho, Y.P., and Autio, E. (2005). Entrepreneurship, Innovation and Economic Growth: Evidence from GEM Data. *Small Business Economics* 24, 3: 335–350. <<https://doi.org/10.1007/s11187-005-2000-1>>.
- Zhu, H., and Zhu, S.X. (2017). Corporate Innovation and Economic Freedom: Cross-Country Comparisons. *Quarterly Review of Economics and Finance* 63: 50–65. <<https://doi.org/10.1016/j.qref.2016.04.003>>.

Appendix Explanatory Notes and Data Sources

Area 1 Size of Government

A Government consumption

This component is measured as general government consumption spending as a percentage of total consumption. The rating for this component, as with many of the following components, is designed to mirror the actual distribution of the raw data but on a zero-to-10 scale. The rating is equal to: $(V_{\max} - V_i) / (V_{\max} - V_{\min})$ multiplied by 10. The V_i is the country's actual government consumption as a proportion of total consumption, while the V_{\max} and V_{\min} were set at 40 and 6, respectively. The 1990 data were used to derive the maximum and minimum values for this component. Countries with a larger proportion of government expenditures received lower ratings. In contrast, as the ratio approaches the maximum value, the ratio moves toward zero.

Sources World Bank, *World Development Indicators*; International Monetary Fund, *International Financial Statistics*; United Nations National Accounts.

B Transfers and subsidies

This component is measured as general government transfers and subsidies as a share of GDP. The rating for this component is equal to: $(V_{\max} - V_i) / (V_{\max} - V_{\min})$ multiplied by 10. The V_i is the country's ratio of transfers and subsidies to GDP, while the V_{\max} and V_{\min} values are set at 37.2 and 0.5, respectively. The 1990 data were used to derive the maximum and minimum values for this component. The formula will generate lower ratings for countries with larger transfer sectors. When the size of a country's transfer sector approaches that of the country with the largest transfer sector during the 1990 benchmark year, the rating of the country will approach zero.

Sources International Monetary Fund, *Government Finance Statistics Yearbook*; World Bank, *World Development Indicators*; International Monetary Fund, *International Financial Statistics*; United Nations National Accounts.

C Government enterprises and investment

Data on government investment as a share of total investment were used to construct the zero-to-10 ratings. Countries with more government enterprises and government investment received lower ratings. When the government investment share was generally less than 15% of total investment, countries were given a rating of 10. When government investment was between 15% and 20% of the total, countries received a rating of 8. When government investment was between 20% and 25% of the total, countries were rated at 7. When government investment was between 25% and 30% of the total, countries were assigned a rating of 6. When

government investment was generally between 30% and 40% of the total, countries received a rating of 4. When government investment was between 40% and 50% of the total, countries were rated at 2. A rating of zero was assigned when government investment exceeded 50% of total investment. In cases where government investment data were unavailable, we used qualitative data on the scope of SOEs to assign ratings.

Sources International Monetary Fund, *Government Finance Statistics Yearbook*; World Bank, *World Development Indicators*; International Monetary Fund, *International Finance Statistics*; World Economic Forum, *Global Competitiveness Report*; United Nations National Accounts; European Bank for Reconstruction and Development, *Transition Indicators*.

D Top marginal tax rate

i Top marginal income tax rate

Countries with higher marginal tax rates that take effect at lower income thresholds received lower ratings based on the matrix below. The income threshold data were converted from local currency to 1982/1984 US dollars (using beginning-of-year exchange rates and the US Consumer Price Index). These figures include sub-national rates if applicable.

ii Top marginal income and payroll tax rates

Countries with higher marginal income and payroll (wage) tax rates that take effect at lower income thresholds received lower ratings based on the matrix below. The income threshold data were converted from local currency to 1983 US dollars (using beginning-of-year exchange rates and the US Consumer Price Index). These figures include sub-national rates if applicable.

Sources PricewaterhouseCoopers, *Worldwide Tax Summaries Online*; PricewaterhouseCoopers, *Individual Taxes: A Worldwide Summary* (various issues); Ernst & Young, *Worldwide Personal Tax and Immigration Guide* (various issues); Deloitte International Tax Source, *Guide to Fiscal Information: Key Economies in Africa* (various issues).

	Income Threshold at Which the Top Marginal Rate Applies (1983 US\$)			
	<\$25,000	\$25,000 - <\$50,000	\$50,000 - <\$150,000	\$150,000+
Top Marginal Tax Rate				
<21%	10	10	10	10
21% - <26%	9	9	10	10
26% - <31%	8	8	9	9
31% - <36%	7	7	8	9
36% - <41%	5	6	7	8
41% - <46%	4	5	6	7
46% - <51%	3	4	5	5
51% - <56%	2	3	4	4
56% - <61%	1	2	3	3
61% - <66%	0	1	2	2
66% - <70%	0	0	1	1
70%+	0	0	0	0

E State Ownership of Assets

This component is based on ratings from the Varieties of Democracy (V-Dem) database on “State Ownership of the Economy”, which “gauges the degree to which the state owns and controls capital (including land) in the industrial, agricultural, and service sectors. It does not measure the extent of government revenue and expenditure as a share of total output; indeed, it is quite common for states with expansive fiscal policies to exercise little direct control (and virtually no ownership) over the economy”. The rating for this component is designed to mirror the actual distribution of the raw data but on a zero-to-10 scale. The rating is equal to: $(V_i - V_{\min}) / (V_{\max} - V_{\min})$ multiplied by 10. The V_i is the country’s state ownership score, while the V_{\max} and V_{\min} were set at 2.5 standard deviations above and below the average, respectively. The 1990 data were used to derive the maximum and minimum values for this component. Countries with greater government ownership of assets get lower scores.

Source V-Dem Institute, *Varieties of Democracy* (www.v-dem.net).

Area 2 Legal System and Property Rights

Notes [1] The ratings for Area 2 are adjusted to reflect inequalities in the legal treatment of women. See Rosemare Fike, Chapter 3: Adjusting for Gender Disparity in Economic Freedom and Why It Matters (*Economic Freedom of the World: 2017 Annual Report*: 189–211) for methodological details. [2] The ratings for Area 2 from 1970 to 1995 are the same as the Area V ratings from *Economic Freedom of the World: 2001 Annual Report*. Please see that report for methodological details.

A Judicial independence

This component is from the *Global Competitiveness Report* question: “Is the judiciary in your country independent from political influences of members of government, citizens, or firms? No—heavily influenced (= 1) or Yes—entirely independent (= 7)”. The question’s wording has varied slightly over the years. All variables from the *Global Competitiveness Report* were converted from the original 1-to-7 scale to a 0-to-10 scale using this formula: $EFW_i = ((GCR_i - 1) \div 6) \times 10$.

Source World Economic Forum, *Global Competitiveness Report*. In recent years, the most recently available data from the online database, which provides a two-year moving average, have been used for this component and all other components based on the *Global Competitiveness Report*.

B Impartial courts

This component is from the *Global Competitiveness Report* question: “The legal framework in your country for private businesses to settle disputes and challenge the legality of government actions and/or regulations is inefficient and subject to manipulation (= 1) or is efficient and follows a clear, neutral process (= 7)”. The question’s wording has varied slightly over the years.

Source World Economic Forum, *Global Competitiveness Report*. The “Rule of Law” ratings from the World Bank’s *Governance Indicators* project are used to fill any values missing from the primary data source since 1995.

C Protection of property rights

This component is from the *Global Competitiveness Report* question: “Property rights, including over financial assets, are poorly defined and not protected by law (= 1) or are clearly defined and well protected by law (= 7)”. This replaces a previous question from the *Global Competitiveness Report* on protection of intellectual property.

Source World Economic Forum, *Global Competitiveness Report*.

D Military interference in rule of law and politics

This component is based on the *International Country Risk Guide* Political Risk Component G, Military in Politics: “A measure of the military’s involvement in politics. Since the military is not elected, involvement, even at a peripheral level, diminishes democratic accountability. Military involvement might stem from an external or internal threat, be symptomatic of underlying difficulties, or be a full-scale military takeover. Over the long term, a system of military government will almost certainly diminish effective governmental functioning, become corrupt, and create an uneasy environment for foreign businesses”.

Sources PRS Group, *International Country Risk Guide*; World Bank, *Governance Indicators*. The “Political Stability and Absence of Violence” ratings from the World Bank’s *Governance Indicators* project are used to fill any values missing from the primary data source since 1995.

E Integrity of the legal system

This component is based on the *International Country Risk Guide* Political Risk Component I for Law and Order: “Two measures comprising one risk component. Each sub-component equals half of the total. The ‘law’ sub-component assesses the strength and impartiality of the legal system, and the ‘order’ sub-component assesses popular observance of the law”.

Source PRS Group, *International Country Risk Guide*.

F Legal enforcement of contracts

This component is based on the World Bank’s *Doing Business* estimates for the time and money required to collect a debt. The debt is assumed to equal 200% of the country’s per-capita income where the plaintiff has complied with the contract and judicial judgment is rendered in his favor. Zero-to-10 ratings were constructed for (1) the time cost (measured in number of calendar days required from the moment the lawsuit is filed until payment); and (2) the monetary cost of the case (measured as a percentage of the debt). These two ratings were then averaged to arrive at the final rating for this sub-component. The formula used to calculate the zero-to-10 ratings was: $(V_{\max} - V_i) / (V_{\max} - V_{\min})$ multiplied by 10. V_i represents the time or money cost value. The values for V_{\max} and V_{\min} were set at 725 days and 82.3% (1.5 standard deviations above average in 2005) and 62 days (1.5 standard deviations below average in 2005) and 0%, respectively. Countries with values outside the V_{\max} and V_{\min} range received ratings of either zero or 10, accordingly.

Source World Bank, *Doing Business*.

G Regulatory costs of the sale of real property

This sub-component is based on the World Bank’s *Doing Business* data on the time measured in days and monetary costs required to transfer ownership of property that includes land and a warehouse. Zero-to-10 ratings were constructed for (1) the

time cost (measured in number of calendar days required to transfer ownership); and (2) the monetary cost of transferring ownership (measured as a percentage of the property value). These two ratings were then averaged to arrive at the final rating for this sub-component. The formula used to calculate the zero-to-10 ratings was: $(V_{\max} - V_i) / (V_{\max} - V_{\min})$ multiplied by 10. V_i represents the time or money cost value. The values for V_{\max} and V_{\min} were set at 265 days and 15% (1.5 standard deviations above average in 2005) and 0 days and 0%, respectively. Countries with values outside the V_{\max} and V_{\min} range received ratings of either zero or 10, accordingly.

Source World Bank, *Doing Business*.

H Reliability of police

This component is from the *Global Competitiveness Report* question: “To what extent can police services be relied upon to enforce law and order in your country? (1 = Cannot be relied upon at all; 7 = Can be completely relied upon)”.

Source World Economic Forum, *Global Competitiveness Report*.

I Business costs of crime

This component is from the *Global Competitiveness Report* question: “To what extent does the incidence of crime and violence impose costs on businesses in your country? (1 = To a great extent; 7 = Not at all)”.

Source World Economic Forum, *Global Competitiveness Report*.

Area 3 Sound Money

A Money growth

The component measures the average annual growth of the money supply in the last five years minus average annual growth of real GDP in the last ten years. Countries where growth of the money supply greatly exceeds growth of real output receive lower ratings. The M1 money supply (basically defined as checkable deposits plus currency in circulation) figures were used to measure the growth rate of the money supply. The rating is equal to: $(V_{\max} - V_i) / (V_{\max} - V_{\min})$ multiplied by 10. V_i represents the average annual growth rate of the money supply during the last five years adjusted for the growth of real GDP during the previous ten years. The values for V_{\min} and V_{\max} were set at zero and 50%, respectively. Therefore, if the adjusted growth rate of the money supply during the last five years was zero, indicating that money growth was equal to the long-term growth of real output, the formula generates a rating of 10. Ratings decline as the adjusted growth of the money supply increases toward 50%. When the adjusted annual money growth is equal to (or greater than) 50%, a rating of zero results.

Sources World Bank, *World Development Indicators*; International Monetary Fund, *International Financial Statistics*; United Nations National Accounts.

B Standard deviation of inflation

The component measures the standard deviation of the inflation rate over the last five years. Generally, the GDP deflator was used as the measure of inflation for this component. When these data were unavailable, the Consumer Price Index was used. The following formula was used to determine the zero-to-10 scale rating

for each country: $(V_{\max} - V_i) / (V_{\max} - V_{\min})$ multiplied by 10. V_i represents the country's standard deviation of the annual rate of inflation during the last five years. The values for V_{\min} and V_{\max} were set at zero and 25%, respectively. This procedure will allocate the highest ratings to the countries with the least variation in the annual rate of inflation. A perfect 10 results when there is no variation in the rate of inflation over the five-year period. Ratings will decline toward zero as the standard deviation of the inflation rate approaches 25% annually.

Sources World Bank, *World Development Indicators*; International Monetary Fund, *International Financial Statistics*.

C Inflation: most recent year

Generally, the CPI was used as the measure of inflation for this component as it is often available before the GDP deflator is available. When these data were unavailable, the GDP deflator inflation rate was used. The zero-to-10 country ratings were derived by the following formula: $(V_{\max} - V_i) / (V_{\max} - V_{\min})$ multiplied by 10. V_i represents the rate of inflation during the most recent year. The values for V_{\min} and V_{\max} were set at zero and 50%, respectively—the lower the rate of inflation, the higher the rating. Countries that achieve perfect price stability earn a rating of 10. As the inflation rate moves toward a 50% annual rate, the rating for this component moves toward zero. A zero rating is assigned to all countries with an inflation rate of 50% or more.

Sources World Bank, *World Development Indicators*; International Monetary Fund, *International Financial Statistics*.

D Freedom to own foreign currency bank accounts

When foreign currency bank accounts were permissible without any restrictions both domestically and abroad, the rating was 10; when these accounts were restricted, the rating was zero. If foreign currency bank accounts were permissible domestically but not abroad (or vice versa), the rating was 5.

Note This component was not updated for the *2014 Annual Report*.

Sources International Monetary Fund, *Annual Report on Exchange Arrangements and Exchange Restrictions*.

Area 4 Freedom to Trade Internationally

A Tariffs

i. Revenues from trade taxes (% of trade sector)

This sub-component measures the amount of tax on international trade as a share of exports and imports. The formula used to calculate the ratings for this sub-component was: $(V_{\max} - V_i) / (V_{\max} - V_{\min})$ multiplied by 10. V_i represents the revenue derived from taxes on international trade as a share of the trade sector. The values for V_{\min} and V_{\max} were set at zero and 15%, respectively. This formula leads to lower ratings as the average tax rate on international trade increases. Countries with no specific taxes on international trade earn a perfect 10. As the revenues from these taxes rise toward 15% of international trade, ratings decline toward zero.

Sources International Monetary Fund, *Government Finance Statistics Yearbook*; International Monetary Fund, *International Financial Statistics*.

ii Mean tariff rate

This sub-component is based on the unweighted mean of tariff rates. The formula used to calculate the zero-to-10 rating for each country was: $(V_{\max} - V_i) / (V_{\max} - V_{\min})$ multiplied by 10. V_i represents the country's mean tariff rate. The values for V_{\min} and V_{\max} were set at 0% and 50%, respectively. This formula will allocate a rating of 10 to countries that do not impose tariffs. As the mean tariff rate increases, countries are assigned lower ratings. The rating will decline toward zero as the mean tariff rate approaches 50%. (Note that, except for two or three extreme observations, all countries have mean tariff rates within this range from 0% to 50%.)

Source World Trade Organization, *World Tariff Profiles*.

iii Standard deviation of tariff rates

Compared to a uniform tariff, wide variations in tariff rates indicate greater efforts towards central planning of the economy's production and consumption patterns. Thus, countries with a greater variation in their tariff rates are given lower ratings. The formula used to calculate the zero-to-10 ratings for this component was: $(V_{\max} - V_i) / (V_{\max} - V_{\min})$ multiplied by 10. V_i represents the standard deviation of the country's tariff rates. The values for V_{\min} and V_{\max} were set at 0% and 25%, respectively. This formula will allocate a rating of 10 to countries that impose a uniform tariff. As the standard deviation of tariff rates increases toward 25%, ratings decline toward zero. (Note that, except for a few very extreme observations, the standard deviations of the tariff rates for the countries in our study fall within this 0% to 25% range.)

Source World Trade Organization, *World Tariff Profiles*.

B Regulatory trade barriers

i Non-tariff trade barriers

This sub-component is based on the *Global Competitiveness Report* survey question: "In your country, tariff and non-tariff barriers significantly reduce the ability of imported goods to compete in the domestic market. 1–7 (best)". The question's wording has varied slightly over the years. Note, notwithstanding the sub-component's title, this indicator captures both tariff and non-tariff barriers.

Source World Economic Forum, *Global Competitiveness Report*.

ii Compliance cost of importing and exporting

This sub-component is based on the World Bank's *Doing Business* data on the time (i.e., non-money) cost of procedures required to import a full 20-foot container of dry goods that contains no hazardous or military items. Countries where it takes longer to import or export are given lower ratings. Zero-to-10 ratings were constructed for (1) the time cost (in hours) associated with border compliance and documentary compliance when exporting; and (2) the time cost (in hours) associated with border compliance and documentary compliance when importing. These two ratings were then averaged to arrive at the final rating for this sub-component. The formula used to calculate the zero-to-10 ratings was: $(V_{\max} - V_i) / (V_{\max} - V_{\min})$ multiplied by 10. V_i represents the time cost value. The values for V_{\max} and V_{\min} were set, respectively, at 228.38 and 0 hours (1.5 standard deviations above average in 2014) for exporting; and 338.00 hours (1.5 standard deviations below average in 2014) and 0 hours for importing. Countries with values outside the V_{\max} and V_{\min} range received ratings of either zero or 10, accordingly.

Source World Bank, *Doing Business*.

C Black-market exchange rates

This component is based on the percentage difference between the official and the parallel (black-market) exchange rate. The formula used to calculate the zero-to-10 ratings for this component was the following: $(V_{\max} - V_i) / (V_{\max} - V_{\min})$ multiplied by 10. V_i is the country's black-market exchange-rate premium. The values for V_{\min} and V_{\max} were set at 0% and 50%, respectively. This formula will allocate a rating of 10 to countries without a black-market exchange rate; that is, those with a domestic currency that is fully convertible without restrictions. When exchange-rate controls are present and a black market exists, the ratings will decline toward zero as the black-market premium increases toward 50%. A zero rating is given when the black market premium is equal to, or greater than, 50%.

Source *MRI Bankers' Guide to Foreign Currency*.

D Controls of the movement of capital and people

i Foreign ownership / investment restrictions

This sub-component is based on the following two questions from the *Global Competitiveness Report*: (1) "How prevalent is foreign ownership of companies in your country? 1 = Very rare, 7 = Highly prevalent"; (2) "How restrictive are regulations in your country relating to international capital flows? 1 = Highly restrictive, 7 = Not restrictive at all". The wording of the questions has varied slightly over the years.

Source World Economic Forum, *Global Competitiveness Report*.

ii Capital controls

The International Monetary Fund reports on up to 13 types of international capital controls. The zero-to-10 rating is the percentage of capital controls not levied as a share of the total number of capital controls listed, multiplied by 10.

Source International Monetary Fund, *Annual Report on Exchange Arrangements and Exchange Restrictions*.

iii Freedom of foreigners to visit

This component measures the percentage of countries for which a country requires a visa from foreign visitors. It reflects the freedom of foreigners to travel to this country for tourist and short-term business purposes. The formula used to calculate the zero-to-10 ratings was: $(V_i - V_{\min}) / (V_{\max} - V_{\min})$ multiplied by 10. V_i represents the component value. The values for V_{\max} and V_{\min} were set at 47.2 (1 standard deviation above average) and 0. Countries with values outside the V_{\max} and V_{\min} range received ratings of either zero or 10, accordingly.

Sources Robert Lawson and Jayme Lemke (2012). Travel Visas. *Public Choice* 154, 1-2: 17-36; authors' calculations.

Area 5 Regulation

Note The rating for Area 5 is calculated as the average of Components 5A, 5B, and 5C. When there were not enough data to generate ratings in at least two of those components, which is common especially in earlier years, the rating for Area 5 was computed to be $2.5 + 0.50 (X_t)$, where X_t is the average of all the sub-components in Area 5. This formula was created based on a regression analysis comparing countries with and without complete data.

A Credit market regulations

i. Ownership of banks

Data on the percentage of bank deposits held in privately owned banks were used to construct rating intervals. Countries with larger shares of privately held deposits received higher ratings. When privately held deposits totaled between 95% and 100%, countries were given a rating of 10. When private deposits constituted between 75% and 95% of the total, a rating of 8 was assigned. When private deposits were between 40% and 75% of the total, the rating was 5. When private deposits totaled between 10% and 40%, countries received a rating of 2. A zero rating was assigned when private deposits were 10% or less of the total.

Sources Anginer, D., A. Can Bertay, R. Cull, A. Demirgüç-Kunt, and D. S. Mare (2019). *Bank Regulation and Supervision Ten Years after the Global Financial Crisis*. Policy Research Working Paper (forthcoming), World Bank; World Bank, *Bank Regulation and Supervision Survey*; James R. Barth, Gerard Caprio, and Ross Levine (2006). *Rethinking Bank Regulation: Till Angels Govern*. Cambridge University Press.

ii Private sector credit

This sub-component measures the extent of government borrowing relative to private-sector borrowing. Greater government borrowing indicates more central planning and results in lower ratings. If available, this sub-component is calculated as the government fiscal deficit as a share of gross saving. The formula used to derive the country ratings for this sub-component was $(V_{\max} - V_i) / (V_{\max} - V_{\min})$ multiplied by 10. V_i is the [absolute value of the] deficit to gross savings ratio, and the values for V_{\max} and V_{\min} are set at 100% and 0%, respectively. The formula allocates higher ratings as the deficit gets smaller (that is, closer to zero) relative to gross saving.

If the deficit data are not available, the component is instead based on the share of private credit to total credit extended in the banking sector. Higher values are indicative of greater economic freedom. Thus, the formula used to derive the country ratings for this sub-component was $(V_i - V_{\min}) / (V_{\max} - V_{\min})$ multiplied by 10. V_i is the share of the country's total domestic credit allocated to the private sector and the values for V_{\max} and V_{\min} are set at 99.9% and 10.0%, respectively. The 1990 data were used to derive the maximum and minimum values for this component. The formula allocates higher ratings as the share of credit extended to the private sector increases.

Sources World Bank, *World Development Indicators*; World Economic Forum, *Global Competitiveness Report*; International Monetary Fund, *International Financial Statistics*.

iii Interest rate controls / negative real interest rates

Data on credit-market controls and regulations were used to construct rating intervals. Countries with interest rates determined by the market, stable monetary policy, and reasonable real-deposit and lending-rate spreads received higher ratings. When interest rates were determined primarily by market forces as evidenced by reasonable deposit and lending-rate spreads, and when real interest rates were positive, countries were given a rating of 10. When interest rates were primarily market-determined but the real rates were sometimes slightly negative (less than 5%) or the differential between the deposit and lending rates was large (8% or more), countries received a rating of 8. When the real deposit or lending rate was persistently negative by a single-digit amount or the differential between them was regulated by the government, countries were rated at 6. When the deposit

and lending rates were fixed by the government and the real rates were often negative by single-digit amounts, countries were assigned a rating of 4. When the real deposit or lending rate was persistently negative by a double-digit amount, countries received a rating of 2. A zero rating was assigned when the deposit and lending rates were fixed by the government and real rates were persistently negative by double-digit amounts or hyperinflation had virtually eliminated the credit market.

Sources World Bank, *World Development Indicators*; International Monetary Fund, *International Financial Statistics*; CIA, *The World Factbook*.

B Labor market regulations

i Hiring regulations and minimum wage

This sub-component is based on the “Employing Workers” section of the World Bank’s *Doing Business* and uses the following components: (1) whether fixed-term contracts are prohibited for permanent tasks; (2) the maximum cumulative duration of fixed-term contracts; and (3) the ratio of the minimum wage for a trainee or first-time employee to the average value added per worker. An economy is assigned a score of 1 if fixed-term contracts are prohibited for permanent tasks and a score of 0 if they can be used for any task. A score of 1 is assigned if the maximum cumulative duration of fixed-term contracts is less than 3 years; 0.5 if it is 3 years or more but less than 5 years; and 0 if fixed-term contracts can last 5 years or more. Finally, a score of 1 is assigned if the ratio of the minimum wage to the average value added per worker is 0.75 or more; 0.67 for a ratio of 0.50 or more but less than 0.75; 0.33 for a ratio of 0.25 or more but less than 0.50; and 0 for a ratio of less than 0.25.

Source World Bank, *Doing Business*.

ii Hiring and firing regulations

This sub-component is based on the *Global Competitiveness Report* question: “The hiring and firing of workers is impeded by regulations (= 1) or flexibly determined by employers (= 7)”. The question’s wording has varied over the years.

Source World Economic Forum, *Global Competitiveness Report*.

iii Centralized collective bargaining

This sub-component is based on the *Global Competitiveness Report* question: “Wages in your country are set by a centralized bargaining process (= 1) or up to each individual company (= 7)”. The wording of the question has varied over the years.

Source World Economic Forum, *Global Competitiveness Report*.

iv Hours regulations

This sub-component is based on the “Employing Labor” section in the World Bank’s *Doing Business*, uses the following five components: (1) whether there are restrictions on night work; (2) whether there are restrictions on holiday work; (3) whether the length of the work week can be 5.5 days or longer; (4) whether there are restrictions on overtime work; and (5) whether the average paid annual leave is 21 working days or more. For each question, when the regulations apply, a score of 1 is given. If there are no restrictions, the economy receives a score of 0. The zero-to-10 rating is based on how many of these regulations are in place: 0 regulations results in a rating of 10; 1 regulation results in a rating of 8; and so on.

Source World Bank, *Doing Business*.

v *Mandated cost of worker dismissal*

This sub-component is based on the World Bank's *Doing Business* data on the cost of the advance notice requirements, severance payments, and penalties due when dismissing a redundant worker with 10-years tenure. The formula used to calculate the zero-to-10 ratings was: $(V_{\max} - V_i) / (V_{\max} - V_{\min})$ multiplied by 10. V_i represents the dismissal cost (measured in weeks of wages). The values for V_{\max} and V_{\min} were set at 58 weeks (1.5 standard deviations above average in 2005) and 0 weeks, respectively. Countries with values outside the V_{\max} and V_{\min} range received ratings of either zero or 10, accordingly.

Source World Bank, *Doing Business*.

vi *Conscription*

Data on the use and duration of military conscription were used to construct rating intervals. Countries with longer conscription periods received lower ratings. A rating of 10 was assigned to countries without military conscription. When length of conscription was six months or less, countries were given a rating of 5. When length of conscription was more than six months but not more than 12 months, countries were rated at 3. When length of conscription was more than 12 months but not more than 18 months, countries were assigned a rating of 1. When conscription periods exceeded 18 months, countries were rated zero. If conscription was present but apparently not strictly enforced or the length of service could not be determined, the country was given a rating of 3. In cases where it is clear conscription is never used, even though it may be possible, a rating of 10 is given. If a country's mandated national service includes clear non-military options, the country was given a rating of 5.

Sources International Institute for Strategic Studies, *The Military Balance*; War Resisters International, *World Survey of Conscription and Conscientious Objection to Military Service*; additional online sources used as necessary.

C Business regulations

i *Administrative requirements*

This sub-component is based on the *Global Competitiveness Report* question: "Complying with administrative requirements (permits, regulations, reporting) issued by the government in your country is (1 = burdensome, 7 = not burdensome)". The question's wording has varied slightly over the years.

Source World Economic Forum, *Global Competitiveness Report*.

ii *Bureaucracy costs*

This sub-component is based on the "Regulatory Burden Risk Ratings" from IHS Markit, which measures "[t]he risk that normal business operations become more costly due to the regulatory environment. This includes regulatory compliance and bureaucratic inefficiency and/or opacity. Regulatory burdens vary across sectors so scoring should give greater weight to sectors contributing the most to the economy". The raw scores range, roughly, from 0 to 7, with higher values indicating greater risk. The formula used to calculate the zero-to-10 ratings was: $(V_{\max} - V_i) / (V_{\max} - V_{\min})$ multiplied by 10. V_i is the country's Regulatory Burden rating, while the V_{\max} and V_{\min} were set at 5 and 0.5, respectively. These ratings were first published for 2014, and the 2014 ratings were used for 2012–2013.

This source replaces that used previously, the World Economic Forum's *Global Competitiveness Report* question: "Standards on product/service quality, energy and other regulations (outside environmental regulations) in your country are: (1 = Lax or non-existent, 7 = among the world's most stringent)".

Source IHS Markit.

iii *Starting a business*

This sub-component is based on the World Bank's *Doing Business* data on the amount of time and money it takes to start a new limited-liability business. Countries where it takes longer or is more costly to start a new business are given lower ratings. Zero-to-10 ratings were constructed for three variables: (1) time (measured in days) necessary to comply with regulations when starting a limited-liability company; (2) money costs of the fees paid to regulatory authorities (measured as a share of per-capita income); and (3) minimum capital requirements, that is, funds that must be deposited into a company bank account (measured as a share of per-capita income). These three ratings were then averaged to arrive at the final rating for this sub-component. The formula used to calculate the zero-to-10 ratings was: $(V_{\max} - V_i) / (V_{\max} - V_{\min})$ multiplied by 10. V_i represents the variable value. The values for V_{\max} and V_{\min} were set at 104 days, 317%, and 1,017% (1.5 standard deviations above average in 2005) and 0 days, 0%, and 0%, respectively. Countries with values outside the V_{\max} and V_{\min} range received ratings of either zero or 10, accordingly.

Source World Bank, *Doing Business*.

iv *Extra payments / bribes / favoritism*

This sub-component is based on the *Global Competitiveness Report* questions: (1) "In your industry, how commonly would you estimate that firms make undocumented extra payments or bribes connected with the following: A – Import and export permits; B – Connection to public utilities (e.g., telephone or electricity); C – Annual tax payments; D – Awarding of public contracts (investment projects); E – Getting favourable judicial decisions. Common (= 1), Never occur (= 7)". (2) "Do illegal payments aimed at influencing government policies, laws or regulations have an impact on companies in your country? 1 = Yes, significant negative impact, 7 = No, no impact at all". (3) "To what extent do government officials in your country show favoritism to well-connected firms and individuals when deciding upon policies and contracts? 1 = Always show favoritism, 7 = Never show favoritism". The wording of the questions has varied slightly over the years.

Source World Economic Forum, *Global Competitiveness Report*.

v *Licensing restrictions*

This sub-component is based on the World Bank's *Doing Business* data on the time in days and monetary costs required to obtain a license to construct a standard warehouse. Zero-to-10 ratings were constructed for (1) the time cost (measured in number of calendar days required to obtain a license) and (2) the monetary cost of obtaining the license (measured as a share of per-capita income). These two ratings were then averaged to arrive at the final rating for this sub-component. The formula used to calculate the zero-to-10 ratings was: $(V_{\max} - V_i) / (V_{\max} - V_{\min})$

multiplied by 10. V_i represents the time or money cost value. The values for V_{\max} and V_{\min} were set at 363 days and 2,763% (1.5 standard deviations above average in 2005) and 56 days (1.5 standard deviations below average in 2005) and 0%, respectively. Countries with values outside the V_{\max} and V_{\min} range received ratings of either zero or 10, accordingly.

Source World Bank, *Doing Business*.

vi Cost of tax compliance

This sub-component is based on the World Bank's *Doing Business* data on the time required per year for a business to prepare, file, and pay taxes on corporate income, value added or sales taxes, and taxes on labor. The formula used to calculate the zero-to-10 ratings was: $(V_{\max} - V_i) / (V_{\max} - V_{\min})$ multiplied by 10. V_i represents the time cost (measured in hours) of tax compliance. The values for V_{\max} and V_{\min} were set at 892 hours (1.5 standard deviations above average in 2005) and 0 hours, respectively. Countries with values outside the V_{\max} and V_{\min} range received ratings of either zero or 10, accordingly.

Source World Bank, *Doing Business*.

About the Authors

James D. Gwartney

James D. Gwartney is a Professor of Economics at Florida State University, where he holds the Gus A. Stavros Eminent Scholar Chair. He is the coauthor of *Economics: Private and Public Choice* (Cengage/South-Western Press, 2017), a widely used principles of economics text now in its 16th edition, and an economics primer, *Common Sense Economics: What Everyone Should Know about Wealth and Prosperity* (St. Martin's Press, 2016). His publications have appeared in scholarly journals, including the *American Economic Review*, *Journal of Political Economy*, *Southern Economic Journal*, *Kyklos*, and *Journal of Institutional and Theoretical Economics*. During 1999–2000, he served as Chief Economist of the Joint Economic Committee of the US Congress. He is a past President of the Southern Economic Association and the Association of Private Enterprise Education. His Ph.D. in economics is from the University of Washington.

Robert A. Lawson

Robert Lawson holds the Jerome M. Fullinwider Endowed Centennial Chair in Economic Freedom and is the Director of the O'Neil Center for Global Markets and Freedom in the Cox School of Business at Southern Methodist University. A Senior Fellow at the Fraser Institute, Lawson has numerous professional publications in journals such as *Public Choice*, *Journal of Economic Behavior and Organization*, *Cato Journal*, *Kyklos*, *Journal of Labor Research*, *Journal of Institutional and Theoretical Economics*, and *European Journal of Political Economy*. Prof. Lawson has served as president of the Association of Private Enterprise Education and is a member of the Mont Pelerin Society. He earned his B.S. in economics from the Honors Tutorial College at Ohio University and his M.S. and Ph.D. in economics from Florida State University.

Joshua C. Hall

Joshua C. Hall is a professor of economics and Director of the Center for Free Enterprise in the College of Business and Economics at West Virginia University. He earned his bachelor and master degrees in economics from Ohio University and his Ph.D. from West Virginia University in 2007. Prior to returning to his alma mater, he was the Elbert H. Neese, Jr. Professor of Economics at Beloit College. Prof. Hall is a Past President of the Association of Private Enterprise Education and is also a Senior Fellow at the Fraser Institute. He is author of over 100 articles in journals such as *Public Choice*, *Economic Inquiry*, *Contemporary Economic Policy*, *Journal of Economic Behavior and Organization*, *Southern Economic Journal*, and *Public Finance Review*.

Ryan Murphy

Ryan Murphy is a Research Associate Professor at the O'Neil Center for Global Markets and Freedom at SMU Cox School of Business. He received his B.A. in economics from Boston College and M.S. and Ph.D. in economics from Suffolk University. His research has appeared in publications such as *American Journal of Agricultural Economics*, *Public Choice*, *Public Health*, *Rationality & Society*, and *Human Events*.

About the Contributors

Daniel L. Bennett

Daniel L. Bennett is a Research Professor at the John F. Baugh Center for Entrepreneurship & Free Enterprise at Baylor University. Prior to joining Baylor University, he was a Transfer Pricing Economist at PwC and an Assistant Professor of Economics at Patrick Henry College. He has a Ph.D. in Economics from Florida State University and undergraduate and master's degrees from Ohio University. His research examines the links between institutions and public policy, entrepreneurship, and economic development. His work has been published in peer-reviewed journals such as *Contemporary Economic Policy*, *Empirical Economics*, *European Journal of Political Economy*, *Journal of Institutional Economics*, *Journal of Regional Analysis & Policy*, *Journal of Business Venturing*, *Social Philosophy & Policy*, *Small Business Economics*, and *World Development*. Additionally, he has published chapters in edited volumes for Cambridge University Press and Edward Elgar; essays and policy analyses for think tanks such as the Center for College Affordability and Productivity, Institute for Economic Affairs, Institute for Faith, Work, and Economics, and the Manhattan Institute for Policy Research; as well as op-eds in popular media outlets such as *Forbes*, *The Hill*, *Richmond Times-Dispatch*, and *The New York Times*.

Rosemarie Fike

Rosemarie Fike is an Instructor of Economics at Texas Christian University and a Senior Fellow of the Fraser Institute. She received her M.A. in Economics at George Mason University, and her Ph.D. in Economics at Florida State University. She is an alumna of the Mercatus Center's M.A. Fellowship and Adam Smith Fellowship programs. Her current research focuses on understanding the effects that different types of economic institutions have on the lives and status of women. She is the author of the Fraser Institute's annual report, *Women and Progress*, and, in 2017, she received the Addington Prize for Measurement. Her scholarly work has been published in the *Eastern Economics Journal*, *Journal of Economic Education*, and *Journal of Benefit/Cost Analysis*. She has published opinion editorials in news outlets such as *US News and World Report*, *The Hill*, and *Roll Call*.

Fred McMahon

Fred McMahon is a Fraser Institute Resident Fellow and holder of the Dr. Michael A. Walker Research Chair in Economic Freedom. He has an M.A. in Economics from McGill University. Mr. McMahon manages the Economic Freedom of the World Project and coordinates the Economic Freedom Network, an international alliance of over 100 think-tank partners in about 100 nations and territories. His research focuses on global issues such as development, trade, governance, and economic structure. Mr. McMahon is the author of numerous research articles and several books including, *Looking the Gift Horse in the Mouth: The Impact of Federal Transfers on Atlantic Canada*, which won the Sir Antony Fisher International Memorial Award for advancing public-policy debate, *Road to Growth: How Lagging Economies Become Prosperous*, and *Retreat from Growth: Atlantic Canada and the Negative Sum Economy*. He has written for numerous publications including the *European Journal of Political Economy*, *SAIS Journal* (School

of Advanced International Studies, Johns Hopkins University), *Wall Street Journal*, *Policy Options*, *National Post*, *Time* (Canada), *Globe and Mail*, *Ottawa Citizen*, and most other major Canadian newspapers. Recent research articles of which he has been the author or a co-author include: *Economic Freedom of North America*, *Quebec Prosperity: Taking the Next Step*, *The Unseen Wall: The Fraser Institute's Annual Trade Survey*, and *Economic Freedom of the Arab World*.

Boris Nikolaev

Boris Nikolaev is an Assistant Professor of Entrepreneurship in the Hankamer School of Business, a Research Associate with the Baugh Center for Entrepreneurship & Free Enterprise, and Director of the McLane Scholars Program at Baylor University. Prior to joining Baylor University, he was an Assistant Professor of Economics at Oxford College of Emory University. He received his Ph.D. in Economics from the University of South Florida and his B.S. from Manchester College (Economics, Mathematics and Philosophy). His research interests include public policy, applied microeconomics, entrepreneurship, economic development, new institutional economics, and mental health and well-being. He has published over 30 journal articles in variety of interdisciplinary journals including premiere journals in business and organizational behavior such as the *Journal of Business Venturing*, *Entrepreneurship Theory and Practice*, and *Strategic Entrepreneurship Journal*. He has won numerous research and teaching awards including the CEI Research Excellence award at Baylor University, the William H. Fox Award for Emerging Excellence at Emory University, and the Provost Award for Outstanding Teaching at the University of South Florida. He is currently serving on the editorial review board of the *Journal of Business Venturing*, *Entrepreneurship Theory and Practice*, and *Journal of Entrepreneurship and Public Policy*.

Acknowledgments

As always, we are grateful for the leadership and enduring support of the Fraser Institute, especially its president Niels Veldhuis, executive vice-president Jason Clemens, and our long-time partner and friend Fred McMahon, who holds the Institute's Dr. Michael A. Walker Research Chair in Economic Freedom. Without the assistance and guidance of both Michael Walker, co-founder of the Fraser Institute, and the late Milton Friedman, this project would never have gotten off of the ground. The too-numerous-to-name members of the Economic Freedom Network again provided valuable support for this report. Our thanks also go to Kathy Makinen of Florida State University for research assistance.

We thank the Charles Koch Foundation and the Searle Freedom Trust for their financial support.

James Gwartney, Robert Lawson, Joshua Hall & Ryan Murphy

The Economic Freedom Network

Co-publishers of *Economic Freedom of the World*

Afghanistan	Afghanistan Economic and Legal Studies Organization (AELSO)
Albania	Albanian Center for Economic Research (ACER)
Argentina	Fundación Libertad
Armenia	Centre of Political, Legal and Economic Research and Forecasting (PLERF)
Australia	Institute of Public Affairs
Austria	TIGRA®
Azerbaijan	Center for Economic and Political Research
Bahamas	The Nassau Institute
Bangladesh	Making Our Economy Right (MOER)
Belarus	Scientific Research Mises Center
Belgium	The Ludwig von Mises Institute-Europe
Bolivia	Política Públicas para la Libertad (POPULI)
Bosnia and Herzegovina	Center for Advancement of Free Enterprise
Brazil	Instituto Liberal do Rio de Janeiro
Bulgaria	Institute for Market Economics
Burkina Faso	Le Centre des Affaires Humaines (CEDAH)
Canada	The Fraser Institute
Chile	Instituto Libertad y Desarrollo
China	Center for China & Globalization
Colombia	Instituto de Ciencia Política
Costa Rica	Instituto para la Libertad y el Análisis de Políticas
Côte d'Ivoire	Audace Institut Afrique
Croatia	The Institute of Economics
Czech Republic	Liberální Institut
Denmark	Center for Politiske Studier (CEPOS)
Dominican Republic	CREES (Centro Regional de Estrategias Economicas Sostenibles)
Ecuador	Instituto Ecuatoriano de Economía Política
Egypt	The Egyptian Center for Public Policy Studies (ECPSP)
Ethiopia	Teachings of Entrepreneurship on Antipoverty Movement (TEAM)
Finland	Libera Foundation
France	Institut Economique Molinari
Georgia	New Economic School - Georgia
Germany	Liberales Institut
Ghana	The Institute of Economic Affairs

Greece	KeFiM – Center for Liberal Studies – Markos Dragoumis
Guatemala	Centro de Investigaciones Económicas Nacionales
Haïti	Catch Up Haïti
Honduras	Fundación Eléutera
Hong Kong	Hong Kong Centre for Economic Research
Hungary	Free Market Foundation
Iceland	Centre for Social and Economic Research (RSE)
India	Centre for Civil Society
Indonesia	Institute for Development of Economics and Finance
Iraq	Iraqi Institute for Economic Reform
Israel	Jerusalem Institute for Market Studies
Italy	Centro Einaudi
Jordan	Young Entrepreneurs Association
Kazakhstan	IDEA (Institute for Development and Economic Affairs)
Kenya	Eastern Africa Policy Centre
Korea, South	Center for Free Enterprise
Kosovo	Group for Legal and Political Studies
Kyrgyz Republic	CAFMI (Central Asian Free Market Institute)
Lithuania	Lithuanian Free Market Institute
Malaysia	Institute for Democracy and Economic Affairs (IDEAS)
Mali	The Centre Kassoum Coulibaly
Mexico	Caminos de la Libertad
Mongolia	Open Society Forum
Montenegro	The Institute for Entrepreneurship and Economic Development (IPER)
Nambia	The Chevauchee Foundation
Nepal	Samridhi, The Prosperity Foundation
New Zealand	The New Zealand Initiative
Nicaragua	Nicaraguan Foundation for Economic and Social Development (FUNIDES)
Nigeria	Initiative of Public Policy Analysis
North Macedonia	The Institute for Research and European Studies (IRES)
Norway	Center for Business and Society Incorporated (Civita)
Oman	International Research Foundation (IRF)
Pakistan	Alternate Solutions Institute
Palestine	Pal-Think for Strategic Studies
Panama	Fundación Libertad
Paraguay	The Fundación Issos para la Libertad y el Desarrollo
Peru	Centro de Investigación y Estudios Legales (CITEL)
Philippines	Center for Research and Communication
Poland	Centrum IM. Adama Smitha

Portugal	Causa Liberal
Romania	Center for Institutional Analysis and Development Eleutheria (CADI)
Russia	Institute of Economic Analysis (IEA)
Serbia	Libertarian Club - Libek
Singapore	Adam Smith Center
Slovak Republic	The F.A. Hayek Foundation
Slovenia	Visio Institute
South Africa	The Free Market Foundation (Southern Africa)
Spain	Fundació Catalunya Oberta
Sri Lanka	The Pathfinder Foundation
Sudan	Nile Institute of Economic Studies
Sweden	Timbro
Switzerland	Liberales Institut
Tajikistan	Tajikistan Free Market Centre
Tanzania	Uhuru Initiative for Policy & Education
Trinidad and Tobago	Arthur Lok Jack Graduate School of Business, The University of the West Indies
Turkey	Association for Liberal Thinking
Ukraine	Bendukidze Free Market Center
United Kingdom	Institute of Economic Affairs (IEA)
United States of America	Cato Institute
Uruguay	Centro de Estudios para el Desarrollo
Venezuela	Center for the Dissemination of Economic Knowledge (CEDICE)
Zambia	Zambia Institute for Public Policy Analysis (ZIPPA)

Associate members

The Economic Freedom Network accepts only one member per jurisdiction as a full member of the network and co-publisher of the report but the network also has a number of associate members. Although they are not co-publishers of *Economic Freedom of the World*, they work with the network and the Fraser Institute on special projects to promote economic freedom.

Albania	Foundation for Economic Freedom
Argentina	Libertad y Progreso
Armenia	Wide Opportunities Youth Non-Governmental Organization (WO YNGO)
Brazil	Estudantes Pela Liberdade Centro Mackenzie de Liberdade Econômica Instituto Liberdade
Colombia	Centro para la Libre Iniciativa
Croatia	Centre for Public Policy and Economic Analysis (CEA) and Association for Individual Liberty "Iustitia"
Ghana	IMANI Center for Policy & Education Institute for Liberty and Policy Innovation (ILAPI)
Hong Kong	The Lion Rock Institute
Indonesia	The Center for Indonesian Policy Studies (CIPS)
Mongolia	Mongolian National Chamber of Commerce and Industry
Montenegro	The Lucha Institute
Pakistan	Policy Research Institute of Market Economy (PRIME)
Paraguay	Instituto Fernando de la Mora
Sri Lanka	Advocata Institute
Tanzania	Liberty Sparks
Turkey	Özgürlük Araştırmaları Derneği
Ukraine	Easy Business Ukrainian Center for Independent Political Research Ukrainian Economic Freedoms Foundation (UEFF)
United States of America	Atlas Network Independent Institute William J. O'Neil Center for Global Markets and Freedom

